

COVID-19 Dashboard

UHC stands for University Health Center

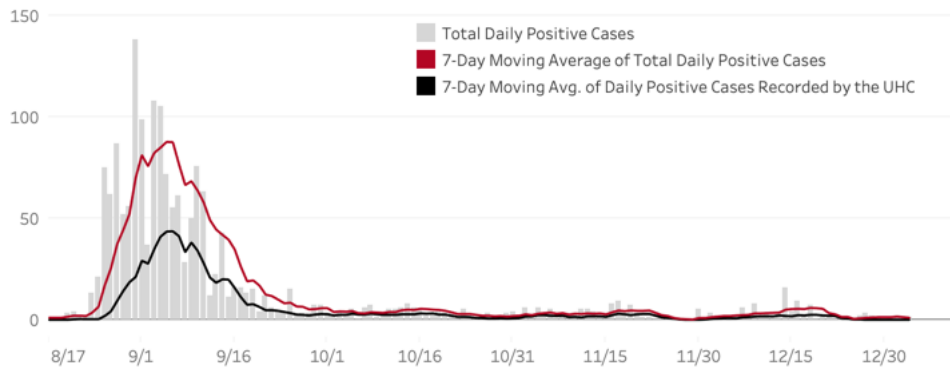
Summary of Cases
July 1, 2020 - January 3, 2021

Total Positive Case Counts July 1, 2020 - January 3, 2021

UHC Cases	Self-Reported Cases	Total Cases
776	987	1,763

Cases include all students and employees whose tests results were received by the UHC and who self-reported test results to the university. Only UHC Cases can be verified.
As of January 3, 2021 all 1,749 are considered recovered.

Total Positive Cases by Date Reported (Student and Employee) Includes Cases Recorded by UHC and Self-Reported Cases

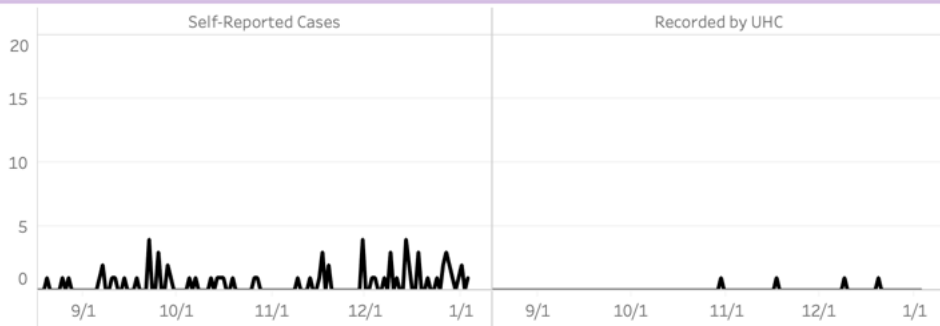


Student Positive Cases

Recorded by UHC (Yellow) | Self-Reported (Blue)



Employee Positive Cases



Tests Conducted at JMU and Percent Positivity Rates
July 1, 2020 - January 3, 2021

10,378

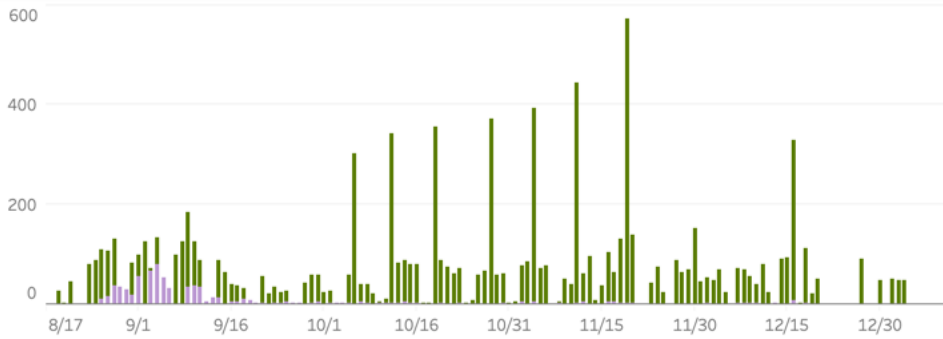
Total Number of Tests Conducted at JMU

Student
10,295

Faculty/Staff
83

These numbers include tests administered to students and employees through the UHC, random sample surveillance testing, and routine athletic sc..

Overall JMU Testing Results ■ # Negative/Pending (Student & Employee) ■ All Positive JMU Tests



Percent Positivity Rate from All JMU Tests
Seven-Day Moving Average



Data reflect the total case counts and positivity rates from July 1, 2020 to January 3, 2021.