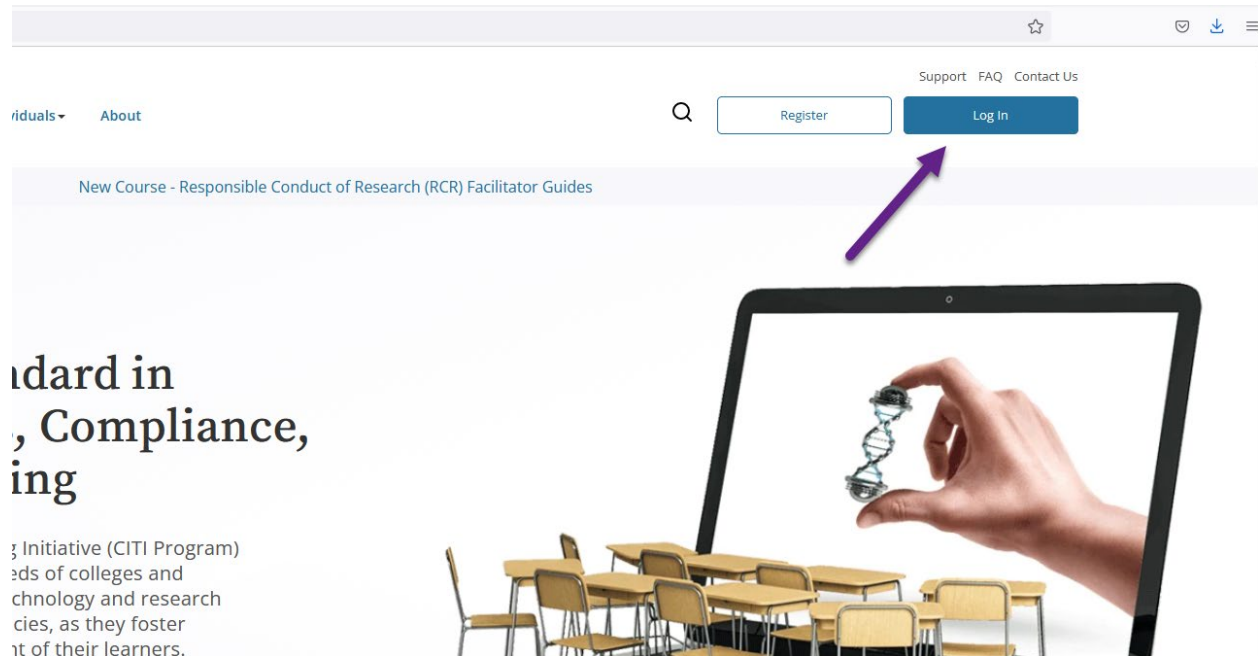


# Using Single Sign On (SSO) for CITI Program training

Go to CITI Program's website and click on "Log in":

<https://about.citiprogram.org/>



Click on “Log In Through My Institution” and start typing “James Madison University.” Continue to SSO Login/ Instructions.



[LOG IN](#)

[LOG IN THROUGH MY ORGANIZATION](#)

[REGISTER](#)



Organizations listed here use "Single Sign On" (SSO) for CITI Program access.

SSO requires a username and password issued by the organization.


If your organization is not listed here, it does not use Single Sign On. Click on the "Log In" tab (if you already have a CITI Program account) or the "Register" tab (if you are new to CITI Program and creating an account for the first time).

To find your organization, enter its name in the box below, then pick from the list of choices provided. ⓘ


[Continue To SSO Login / Instructions](#)

[See our full list of SSO-enabled organizations](#)

**You'll be automatically directed to JMU's secure login page:**

Connecting to  cirrus identity

Sign in with your account to access CB App Category - Default



By signing in, you are agreeing to our  
Acceptable Use Policy

JMU eID

Next

[Unlock account?](#)

[IT Help Desk](#)

[IT Service Portal](#)

[Accessibility and Acceptable Use Policy](#)

Select the appropriate option below:

[LOG IN](#)

[LOG IN THROUGH MY INSTITUTION](#)

[REGISTER](#)

Associate your SSO account with a CITI Program account

Please choose an option:

- ☐ I already have a CITI Program account.
- ☐ I don't have a CITI Program account and I need to create one.

**If you already have an established CITI account, the JMU login will take you directly to the Main Menu page.**

**\*\*Note:** If you did not use your JMU e-ID previously, the system may not be able to find your account. You will need to login with your current CITI Program username and password (click on the first login tab) and update your registration information under “Update Institutional Profile.”

**For new users, you will see the following screen:**


Create a new CITI Program account

By clicking the button below, you will create a new CITI Program account.

Create A New CITI Program Account

**New users will need to update their institutional profile:**

### Learner Tools for James Madison University

- [Add a Course](#)
  - [Remove a Course](#)
  - [View Previously Completed Coursework](#)
  - [Update Institution Profile](#)
  - [View Instructions Page](#)
  - [Remove Affiliation](#)
- 

Please provide the following information  
requested by: **James Madison University**


Fields marked with an asterisk (\*) are required.

### Language Preference


English	▼
---------	---

### Institutional email address \*


*We recommend providing an email address issued by James Madison University or an approved affiliate, rather than a personal one like @gmail, @hotmail, etc. This will help James Madison University officials identify your learning records in reports.*


---

### Verify Institutional email address \*


---

### JMU e-ID \*


---

**You'll also receive the following email from CITI:**



### **Your SSO Registration**

Greetings

You are receiving this email because an account was created at the Collaborative Institutional Training Initiative (CITI Program) website using Single Sign-On (SSO) access from the **James Madison University**.

New accounts are created the first time you login to the CITI Program using Single Sign-On (SSO) credentials. This email is being sent to the primary email address that was specified as part of that account creation.

- Your primary email address: [@jmu.edu](mailto:@jmu.edu)
- Your password for SSO access is the same one you regularly use at the **James Madison University**.

While the following information is not needed for your SSO login, it may help identify your account should you need to contact us.


- Your CITI Program username:
- Your CITI Program member ID:

## To add the Research Security course:

From the Main Menu, click on “**Add a Course**”

---

### Learner Tools for James Madison University

- [Add a Course](#) 
- [Remove a Course](#)
- [View Previously Completed Coursework](#)
- [Update Institution Profile](#)
- [View Instructions Page](#)
- [Remove Affiliation](#)



Select ONLY “I need to take a course in Research Security”

Please choose the appropriate topic(s) based on your research studies.

This question is required. Choose all that apply.

- ☐ I need to take courses regarding research involving **Human Subjects**.
  - ☐ I need to take courses regarding research involving **Lab Animals**.
  - ☐ I need to take a course in the **Responsible Conduct of Research**.
  - ☐ I need to take the course involving **Conflict of Interest**.
  - ☐ I need to take a course in the **Biosafety/Biosecurity**.
  - ☐ I need to take a course in the **Good Clinical Practice**.
  - ☐ I need to take a course in the **Laboratory Chemical Safety**.
  - ☐ I need to take a course in **Export Compliance (EC)**.
  - ☐ I need to take a course in **3Rs Certificate Course**.
  - ☒ I need to take a course in **Research Security**
- 

Start Over

Next

Select a Research Security course from the options below:

## Research Security

Please select a Research Security course from the options below:

Choose all that apply.

☐

**Research Security: A Basic Course**

Single module course which provides an overview of research security requirements and researcher responsibilities and best practices.

☐

Research Security Training

☐

Research Security Advanced Refresher

☐

Research Security Training (Combined Course) A condensed and combined single-module course based on the NSF's Research Security Training.

---

Start Over

Next

# Research Security: A Basic Course

James Madison University

## INSTRUCTIONS

- Complete the required module
- Achieve an average score of at least 80% on all quizzes associated with this course's module requirements

## PROGRESS



## SCORE



You have unfinished required or elective modules remaining.

## Required Modules

Complete the required module.

Modules	Completed	Score
Research Security: A Basic Course (ID 21605)	Incomplete	-

Start

For assistance with the registration process or adding courses, please contact our office at [researchintegrity@jmu.edu](mailto:researchintegrity@jmu.edu) or (540) 568-7025.

If you experience technical difficulties with the CITI website, please contact CITI Help Desk: <https://support.citiprogram.org/>