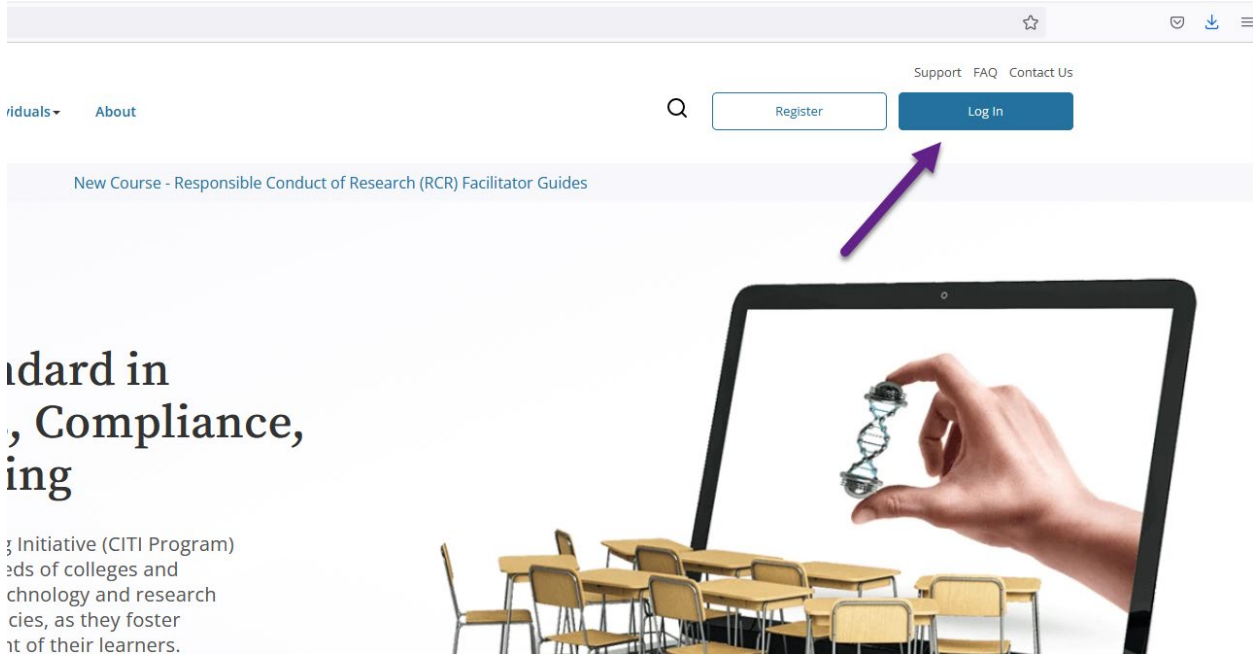


# Using Single Sign On (SSO) for CITI Program training

Go to CITI Program's website and click on "Log in":

<https://about.citiprogram.org/en/homepage/>



Click on “Log In Through My Institution” and start typing “James Madison University.” Continue to SSO Login/ Instructions.



[LOG IN](#)

[LOG IN THROUGH MY ORGANIZATION](#)

[REGISTER](#)



Organizations listed here use "Single Sign On" (SSO) for CITI Program access.

SSO requires a username and password issued by the organization.

If your organization is not listed here, it does not use Single Sign On. Click on the "Log In" tab (if you already have a CITI Program account) or the "Register" tab (if you are new to CITI Program and creating an account for the first time).

To find your organization, enter its name in the box below, then pick from the list of choices provided. ⓘ

[Continue To SSO Login / Instructions](#)

[See our full list of SSO-enabled organizations](#)

You'll be automatically directed to JMU's secure login page:

## JAMES MADISON UNIVERSITY

Log in to CITI Program

### ATTENTION:

- **Duo two-factor authentication is now required** for this and many other JMU systems. See [here](#) for a complete list.
- **If you have not yet enrolled with Duo**, find instructions [here](#). For assistance, contact the IT Help Desk at 540-568-3555, or email [helpdesk@jmu.edu](mailto:helpdesk@jmu.edu)

JMU eID

Password

Log in



CITI Program, a Division of BRANY. Our mission is to promote the public's trust in the research enterprise by providing high quality, peer reviewed, web based, research education materials to enhance the integrity and professionalism of investigators and staff conducting research.

### Protect Your Privacy!

Be sure to log out of this system by completely closing your web browser when finished. If you do not, someone else could use your web browser to login as you.

- **Windows users:** Close all web browser windows.
- **Mac users:** Quit your web browser

Select the appropriate option below:

LOG IN

LOG IN THROUGH MY INSTITUTION

REGISTER

Associate your SSO account with a CITI Program account

Please choose an option:

- I already have a CITI Program account.
- I don't have a CITI Program account and I need to create one.

**If you already have an established CITI account, the JMU login will take you directly to the Main Menu page.**

**\*\*Note: If you did not use your JMU e-ID previously, the system may not be able to find your account. You will need to login with your current CITI Program username and password (click on the first login tab) and update your registration information under “Update Institutional Profile.”**

**For new users, you will see the following screen:**


Create a new CITI Program account

By clicking the button below, you will create a new CITI Program account.

Create A New CITI Program Account

**New users will need to update their institutional profile:**

## Learner Tools for James Madison University

- [Add a Course](#)
- [Remove a Course](#)
- [View Previously Completed Coursework](#)
- [Update Institution Profile](#) 
- [View Instructions Page](#)
- [Remove Affiliation](#)

Please provide the following information requested by: **James Madison University**


Fields marked with an asterisk (\*) are required.

**Language Preference**

English	▼
---------	---

**Institutional email address \***

*We recommend providing an email address issued by James Madison University or an approved affiliate, rather than a personal one like @gmail, @hotmail, etc. This will help James Madison University officials identify your learning records in reports.*


---

**Verify Institutional email address \***


---

**JMU e-ID \***


---

**You'll also receive the following email from CITI:**



---

### **Your SSO Registration**

Greetings

You are receiving this email because an account was created at the Collaborative Institutional Training Initiative (CITI Program) website using Single Sign-On (SSO) access from the **James Madison University**.

New accounts are created the first time you login to the CITI Program using Single Sign-On (SSO) credentials. This email is being sent to the primary email address that was specified as part of that account creation.

- Your primary email address: [@jmu.edu](#)
- Your password for SSO access is the same one you regularly use at the **James Madison University**.

While the following information is not needed for your SSO login, it may help identify your account should you need to contact us.


- Your CITI Program username:
- Your CITI Program member ID:

## To add the Export Compliance course:

From the Main Menu, click on “**Add a Course**”

---

### Learner Tools for James Madison University

- [Add a Course](#) 
- [Remove a Course](#)
- [View Previously Completed Coursework](#)
- [Update Institution Profile](#)
- [View Instructions Page](#)
- [Remove Affiliation](#)



Select ONLY “I need to take a course in Export Compliance (EC)”

---

## Question 1

---

Please choose the appropriate topic(s) based on your research studies.

This question is required. Choose all that apply.

- I need to take courses regarding research involving **Human Subjects**.
- I need to take courses regarding research involving **Lab Animals**.
- I need to take a course in the **Responsible Conduct of Research**.
- I need to take the course involving **Conflict of Interest**.
- I need to take a course in the **Biosafety/Biosecurity**.
- I need to take a course in the **Good Clinical Practice**.
- I need to take a course in the **Laboratory Chemical Safety**.
- I need to take courses regarding research involving **COVID-19**.
- I need to take a course in **Export Compliance (EC)**.

---

Start Over

Next

Confirm Yes to the question “Would you like to take the Export Compliance (EC) Course?”

---

## Question 8

---

### Export Compliance (EC)

Would you like to take the Export Compliance (EC) course?

Choose one answer.

- Yes
- Not at this time.

---

Start Over

Next

# Export Compliance (EC)

James Madison University

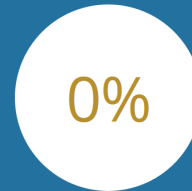
## INSTRUCTIONS

- Complete the required module
- Achieve an average score of at least 80% on all quizzes associated with this course's module requirements

## PROGRESS



## SCORE



You have unfinished required or elective modules remaining.

## Required Modules

Complete the required module.

Modules	Completed	Score	
Overview (EC Refresher) (ID 19593)	Incomplete	-	<a href="#">Start</a>

## Supplemental Modules ?

Modules	Completed	Score	
Research (EC Refresher) (ID 19594)	Incomplete	-	<a href="#">Start</a>
Other Activities (EC Refresher) (ID 19595)	Incomplete	-	<a href="#">Start</a>
Business Operations (EC Refresher) (ID 19596)	Incomplete	-	<a href="#">Start</a>

**For assistance with the registration process or adding courses, please contact our office at [researchintegrity@jmu.edu](mailto:researchintegrity@jmu.edu) or (540) 568-7025.**

**If you experience technical difficulties with the CITI website, please contact CITI Help Desk: <https://support.citiprogram.org/>**