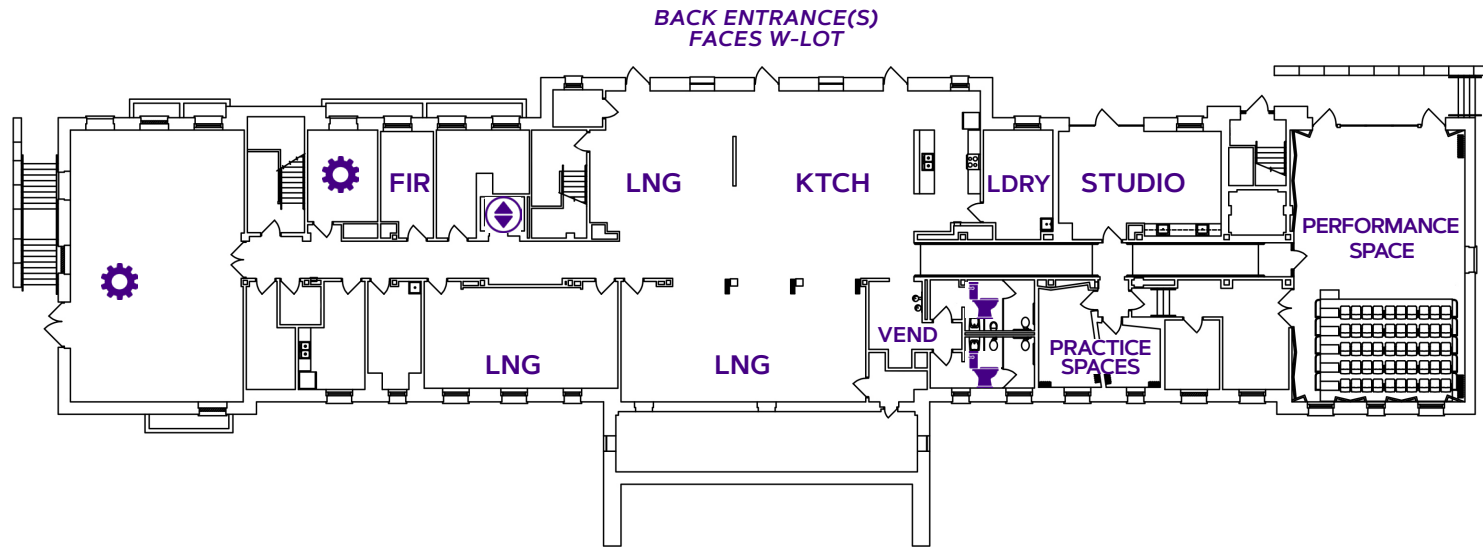


WAYLAND HALL

GROUND FLOOR

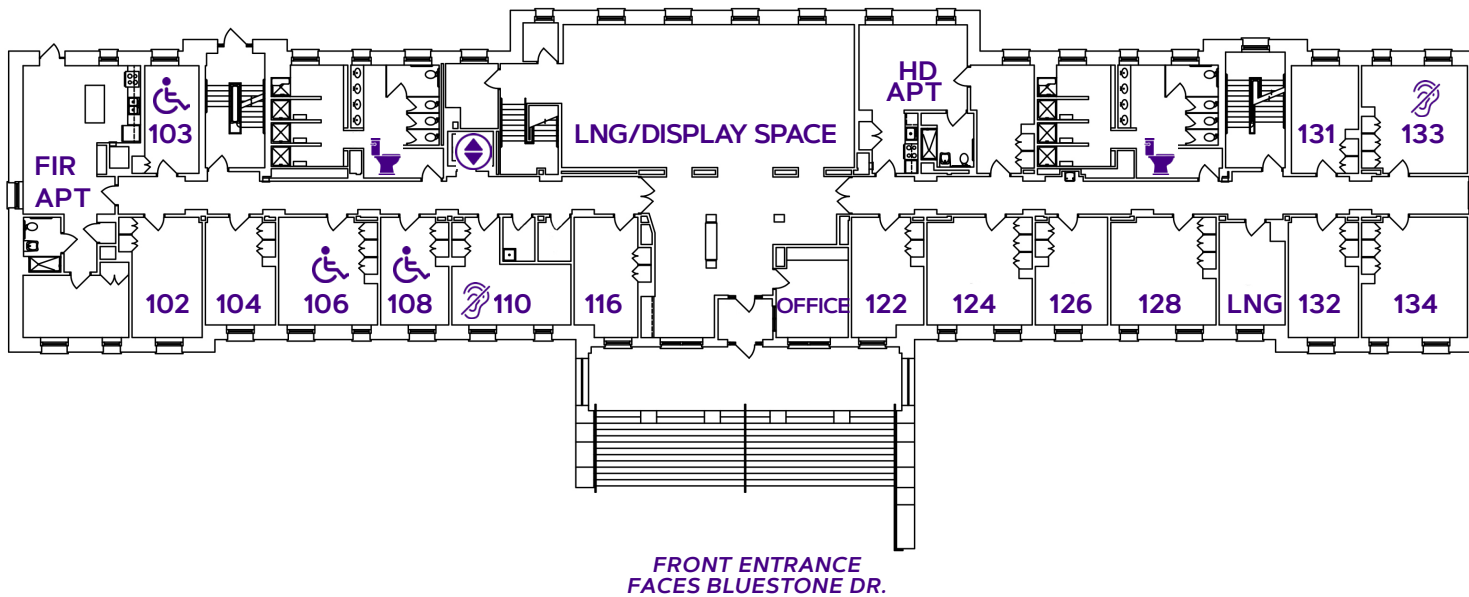


LEGEND:







- : Bathroom
- : Elevator
- : Mechanical Space/Misc. Use
- : Trash Room/Disposal Area
- : ADA Accessible Space
- : Hearing Equipment
- HD**: Hall Director
- KTCH**: Kitchen/Kitchenette
- LDRY**: Laundry Room
- LNG**: Lounge
Study Space/Room
Programming Space

WAYLAND HALL

FLOOR ONE

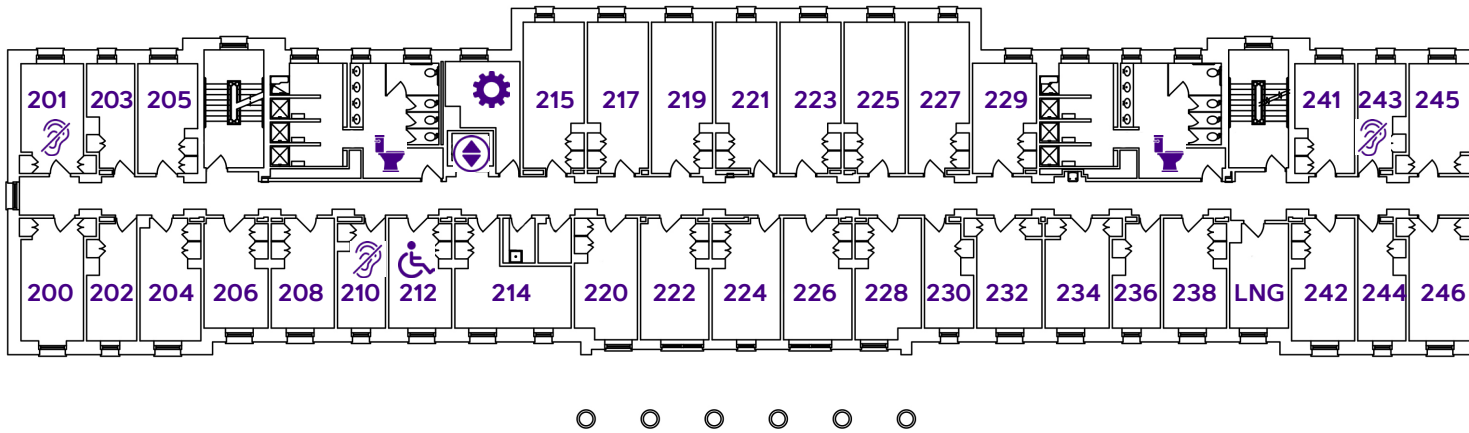


LEGEND:







-  : Bathroom
-  : Elevator
-  : Mechanical Space/Misc. Use
-  : Trash Room/Disposal Area
-  : ADA Accessible Space
-  : Hearing Equipment
- HD:** Hall Director
- KTCH:** Kitchen/Kitchenette
- LDRY:** Laundry Room
- LNG:** Lounge
Study Space/Room
Programming Space

WAYLAND HALL

FLOOR TWO

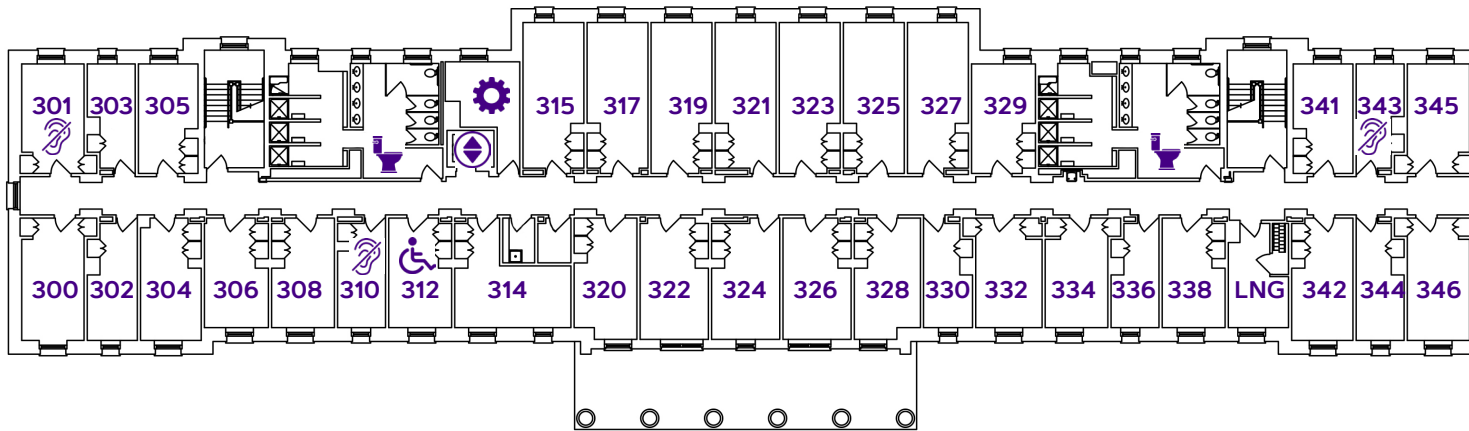


LEGEND:







-  :Bathroom
-  :Elevator
-  :Mechanical Space/Misc. Use
-  :Trash Room/Disposal Area
-  :ADA Accessible Space
-  :Hearing Equipment
- HD:** Hall Director
- KTCH:** Kitchen/Kitchenette
- LDRY:** Laundry Room
- LNG:** Lounge
Study Space/Room
Programming Space

WAYLAND HALL

FLOOR THREE



LEGEND:

-  :Bathroom
-  :Elevator
-  :Mechanical Space/Misc. Use
-  :Trash Room/Disposal Area
-  :ADA Accessible Space
-  :Hearing Equipment
- HD:** Hall Director
- KTCH:** Kitchen/Kitchenette
- LDRY:** Laundry Room
- LNG:** Lounge
Study Space/Room
Programming Space

WAYLAND HALL

ACCESSIBLE DESCRIPTION OF FLOOR PLAN

COMPLETED: 1958, Renovated in 2011

CAPACITY: 158 residents

This is a rectangular building with three floors and a basement. There are two entrances into the basement from the back side facing the parking lot. The left-most entrance leads to a stairwell where you will have to go up or down one flight of stairs to reach the first floor and basement respectively. The other entrance is near the middle of the building. This leads to a large lounge area. To your left is a kitchen and laundry room; to your right is a stairwell that leads only to the first-floor lounge. In front of you is a hallway and a classroom. Going down the left of the hallway, there is a vending area and individual public bathrooms down a small corridor on the right. Further along the right is another small corridor with two practice rooms and a lab room. On the left is a studio room and a stairwell. At the end of the hallway, there is a performance space. Going down the right of the hallway, there is an elevator, mechanical spaces, and a stairwell on your right. On the left is a study room, mechanical spaces, and storage rooms. At the end of the hallway, there is a mechanical space.

The first floor has one entrance on the front facing the road; this entrance has only stairs. When entering here, you enter a vestibule that leads to the lobby. In the lobby, the office is on your right, and a hallway and lounge area is in front of you. The elevator is to the left of the elevator. There is a stairwell in the back left corner of the lounge area that takes you to the basement. Down the right hallway are bedrooms with a community bathroom and stairwell on the left and a study room on the right. Down the left hallway are bedrooms with a community bathroom and stairwell on the right.

The second and third floors are very similar. There are bedrooms on the entire floor. If you come up with the elevator, the elevator is roughly in the middle of the hallway. Down the right hallway, a community bathroom and stairwell are on your right. Down the left of the hallway, there is a community bathroom and stairwell on your left, and a study room on your right.