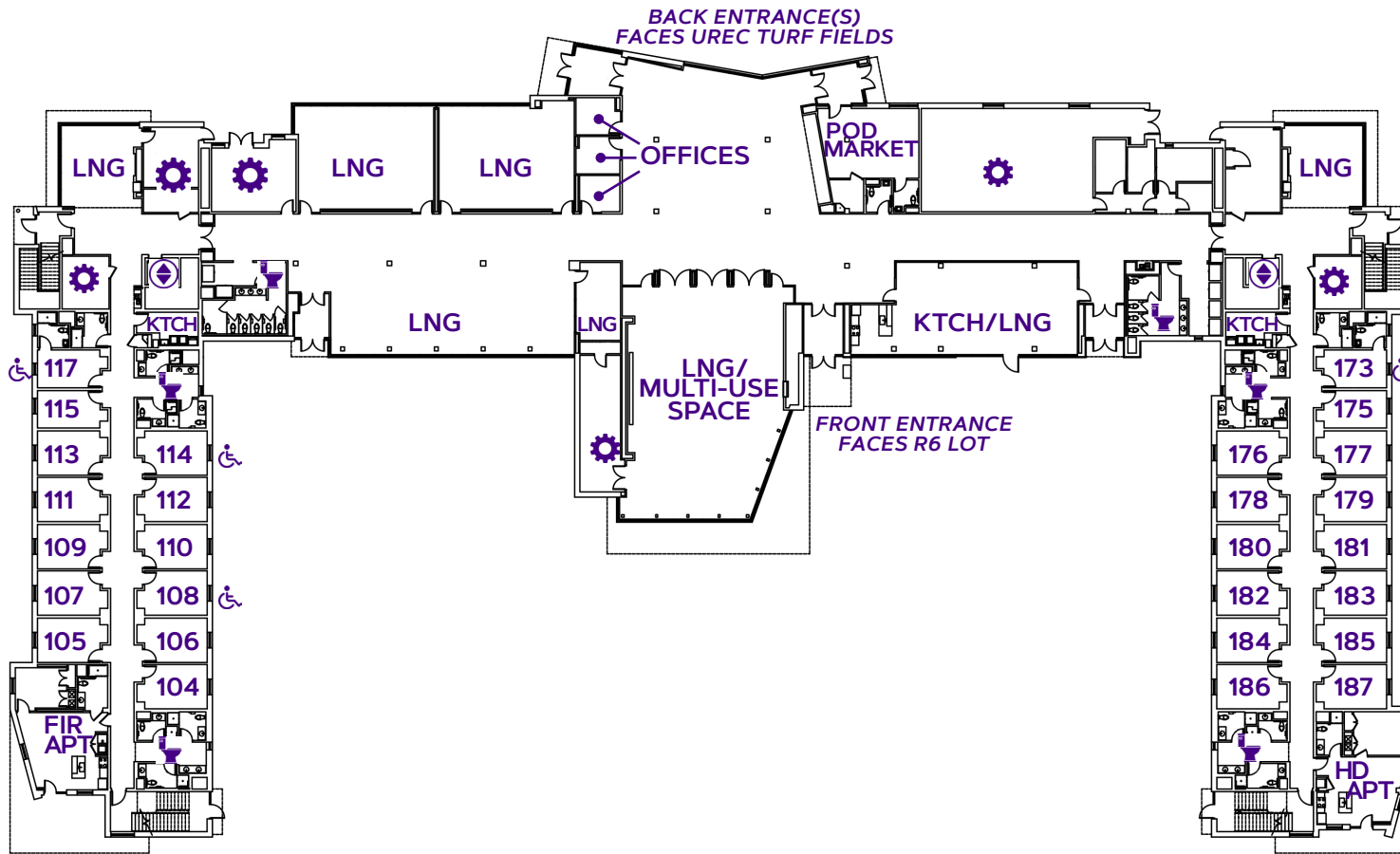


PAUL JENNINGS HALL

FLOOR ONE



LEGEND:

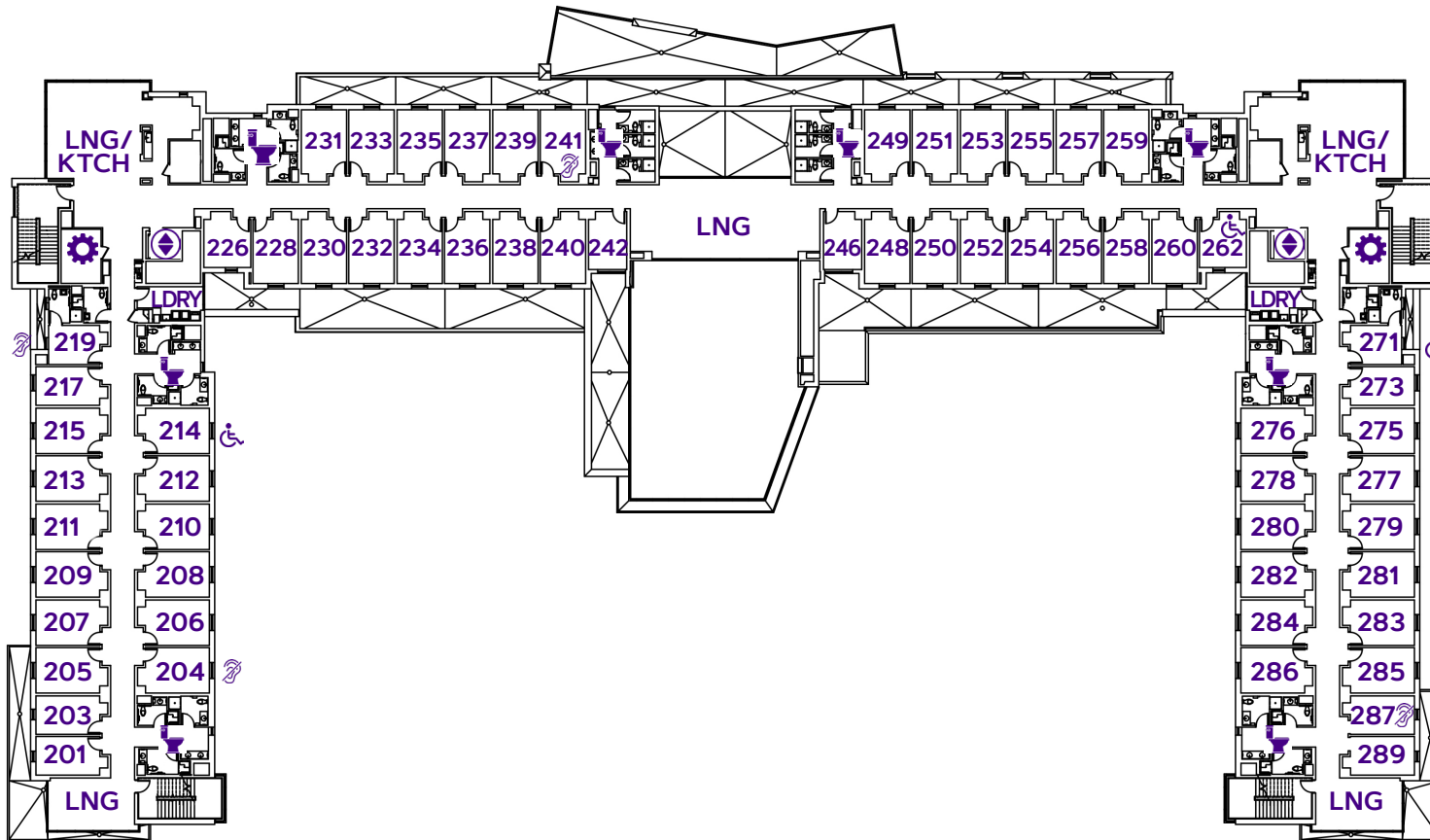
- : Bathroom
- : Elevator
- : Mechanical Space/Misc. Use
- : Trash Room/Disposal Area
- : ADA Accessible Space
- : Hearing Equipment
- HD: Hall Director
- KTCH: Kitchen/Kitchenette
- LDRY: Laundry Room
- LNG: Lounge
Study Space/Room
Programming Space













Residence Life

PAUL JENNINGS HALL

FLOOR TWO



LEGEND:

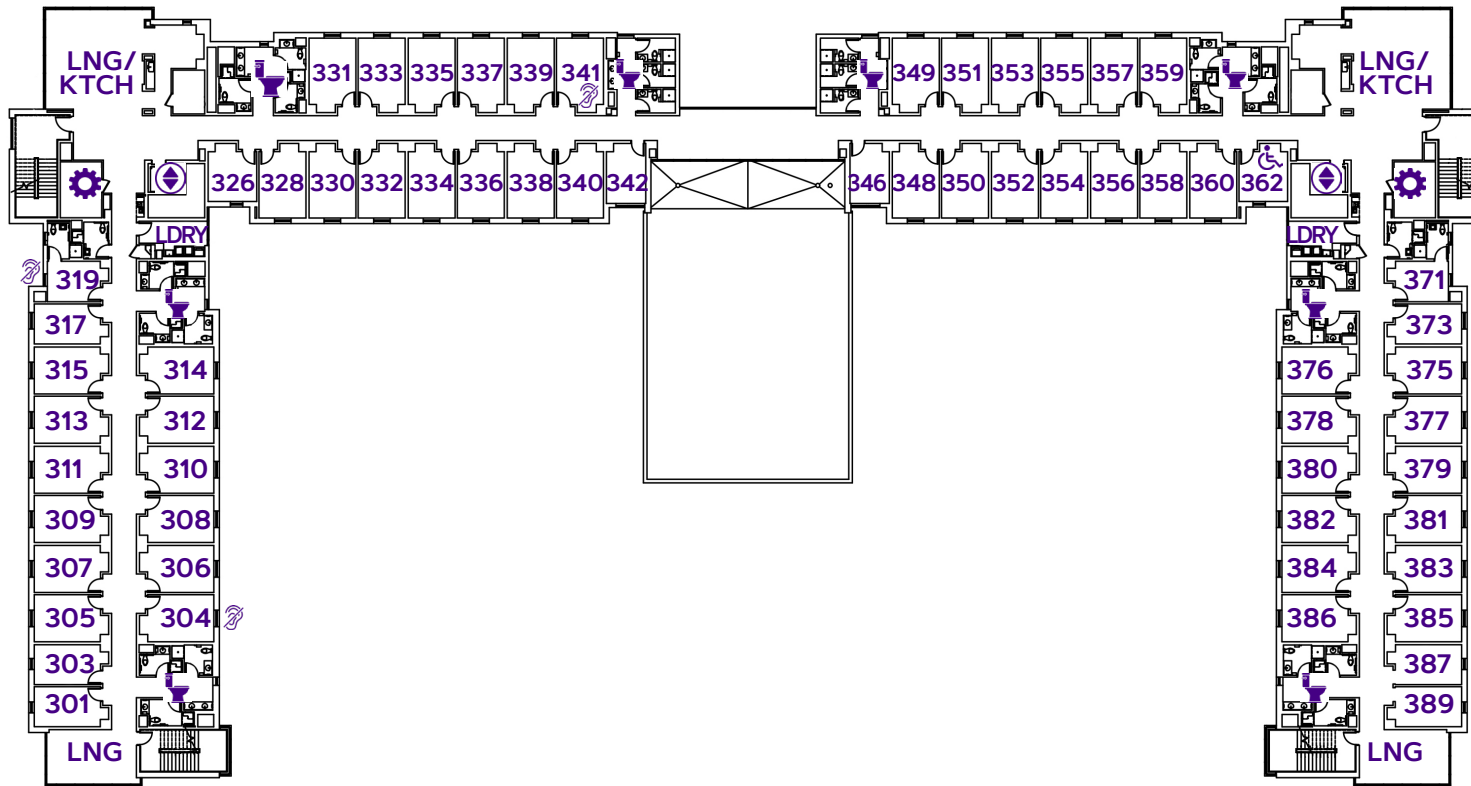
-  :Bathroom
-  :Elevator
-  :Mechanical Space/Misc. Use
-  :Trash Room/Disposal Area
-  :ADA Accessible Space
-  :Hearing Equipment
-  HD: Hall Director
-  KTCH: Kitchen/Kitchenette
-  LDRY: Laundry Room
-  LNG: Lounge
Study Space/Room
Programming Space



Residence Life

PAUL JENNINGS HALL

FLOOR THREE

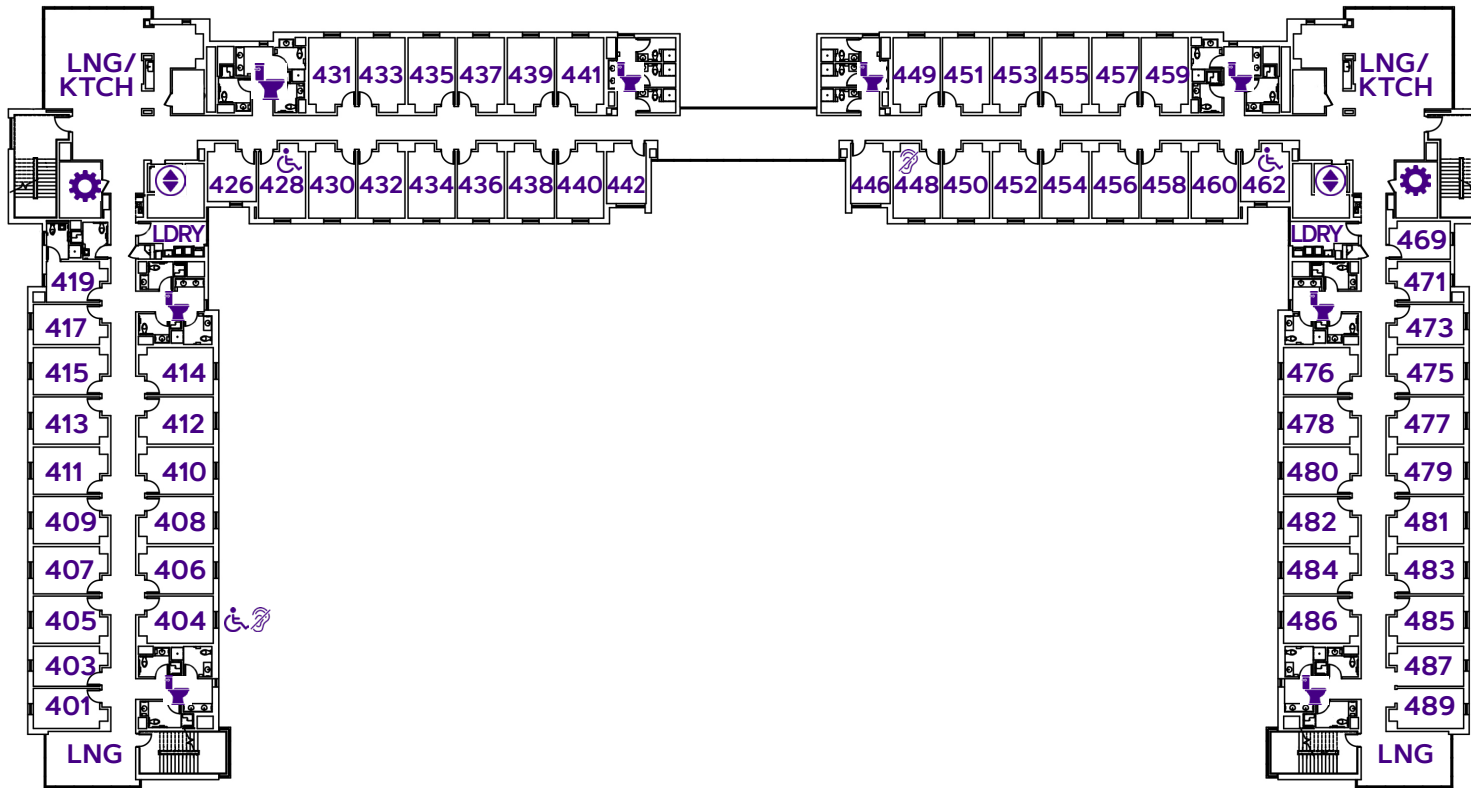


LEGEND:

- : Bathroom
- : Elevator
- : Mechanical Space/Misc. Use
- : Trash Room/Disposal Area
- : ADA Accessible Space
- : Hearing Equipment
- HD: Hall Director
- KTCH: Kitchen/Kitchenette
- LDry: Laundry Room
- LNG: Lounge
Study Space/Room
Programming Space

PAUL JENNINGS HALL

FLOOR FOUR



LEGEND:

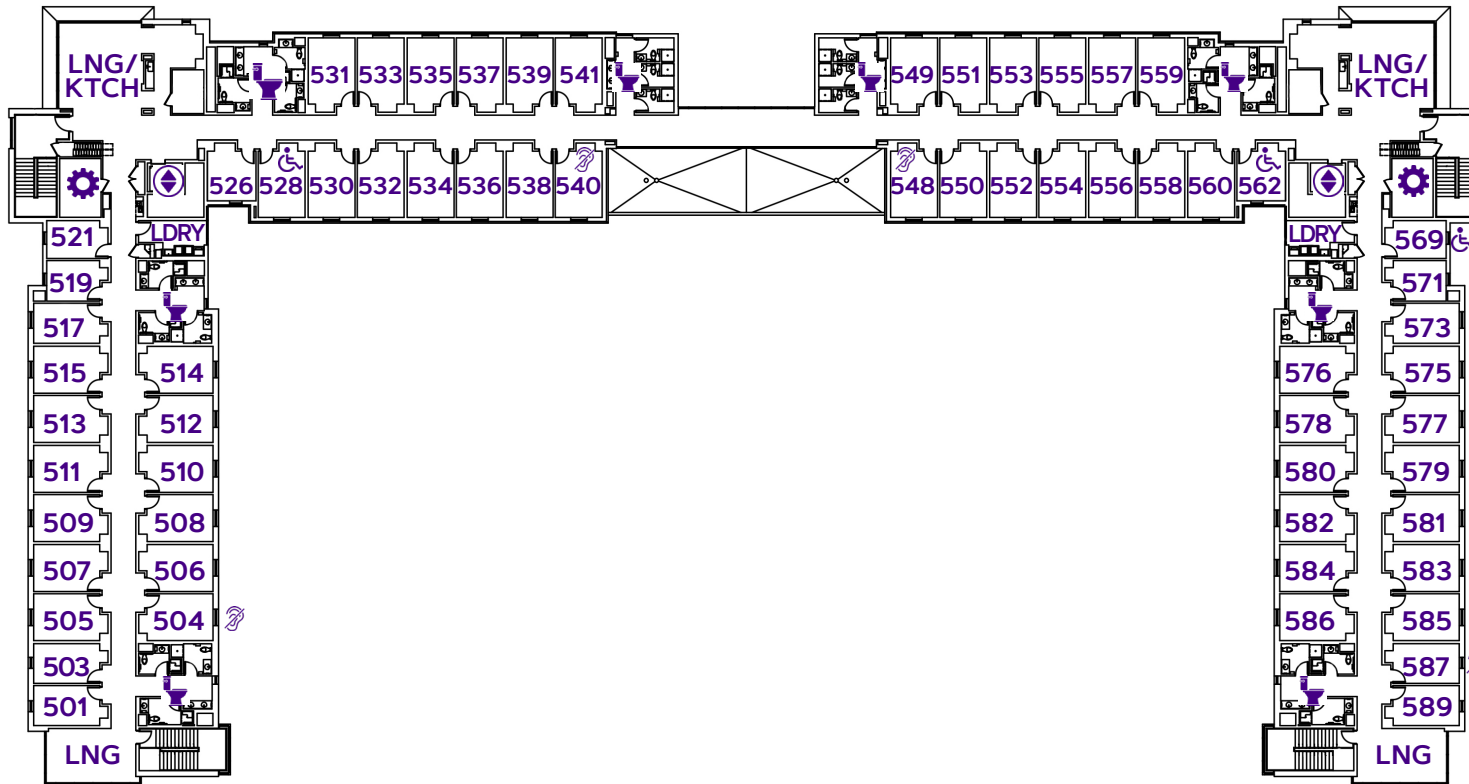
- : Bathroom
- : Elevator
- : Mechanical Space/Misc. Use
- : Trash Room/Disposal Area
- : ADA Accessible Space
- : Hearing Equipment
- HD: Hall Director
- KTCH: Kitchen/Kitchenette
- LDRY: Laundry Room
- LNG: Lounge
Study Space/Room
Programming Space



Residence Life

PAUL JENNINGS HALL

FLOOR FIVE



LEGEND:

- : Bathroom
- : Elevator
- : Mechanical Space/Misc. Use
- : Trash Room/Disposal Area
- : ADA Accessible Space
- : Hearing Equipment
- HD: Hall Director
- KTCH: Kitchen/Kitchenette
- LDRY: Laundry Room
- LNG: Lounge
Study Space/Room
Programming Space



Residence Life

PAUL JENNINGS HALL

ACCESSIBLE DESCRIPTION OF FLOOR PLAN

COMPLETED: 2019

CAPACITY: 498 residents

This is a U-shaped building with five floors. The first floor has nine entrances. Two of the entrances are on the ends of the wings, close to the parking lot, facing the courtyard; these lead into stairwells. Three of the entrances are in the courtyard facing the parking lot in the middle; these lead into the lobby. Two entrances are on the sides of the wings. One faces the bus stop and the other faces Shenandoah Hall. Both leads into stairwells that lead to lounge areas. The last two entrances are on the front of the building facing UREC. The front entrances and the three in the back lead into a vestibule where you will need your Jaccard to enter. From the vestibule, they lead into the lobby.

Coming into the lobby from the front entrance, the hall and Faculty offices are on the left. In front of you is a large lounge area. On either side of this lounge are hallways. Down the right hallway, there is an open seating area, an entrance, and a vending area with public bathrooms on the left. The hall director's office and two classrooms are on the right. Now, you will walk through a set of double doors (these are usually open but will require Jaccard if not) to reach the first wing. After walking through the doors, you are in a lounge with a kitchenette, and the elevator is on your left. The bus stop entrance and a stairwell are in front of you. To the left is a hallway of bedrooms and POD style bathrooms (sinks in the common area and three doors to fully private bathrooms, containing a shower, toilet and sink) on the left wall. The laundry room for this wing is on the left when you enter the hallway from the lounge. At the end of the hallway is a stairwell on the left. The left hallway from the lobby has a game room with a kitchen inside, a back entrance on either side of this room, and a vending area with public bathrooms on the right. One the left, there is a bathroom, housekeeping spaces, and mechanical spaces. Now, you will walk through a set of double doors (these are usually open but will require Jaccard if not) to reach the second wing. After walking through the doors, you are in a lounge with a kitchenette, and the elevator is on your right. The second side entrance and a stairwell are in front of you. To the right is a hallway of bedrooms and POD style bathrooms (sinks in the common area and three doors to fully private bathrooms, containing a shower, toilet and sink) on the right wall. The laundry room for this wing is on the right when you enter the hallway from the lounge. At the end of the hallway, there is a stairwell on the right.

The second through fifth floors are set up similarly. At the end of the bedroom hallways, there is a small lounge across from the stairwells. The lobby, classrooms, vending areas, etc. on the first floor are replaced with more bedrooms and POD style bathrooms. On the second floor, there is an open seating area in the middle of this hallway.



Residence Life