


FIRST FLOOR

The logo for JMU Residence Life, featuring the letters "JMU" in a stylized, bold, purple font with a white outline, and the words "Residence Life" in a purple serif font below it.

SUITE FURNITURE:
- SMALL SOFA, END TABLE, & TWO CHAIRS

**FACES
WEAVER HALL**

ROOM SIZE: 9'4" x 14'
SUITE COMMON AREA SIZE:
14'6" x 10'10"
WINDOW SIZE: 3'11" x 5'5"
CEILING HEIGHT: 7'11"

**FOR MORE INFORMATION ON HALLS VISIT:
WWW.JMU.EDU/URL/OUR-RESIDENCE-HALLS/INDEX.SHTML**

IKENBERRY HALL

SECOND FLOOR

#DukesLiveClose
#DukesLiveSupported
#DukesLIVEON

FACES
DUKE DRIVE

FACES
WHITE HALL

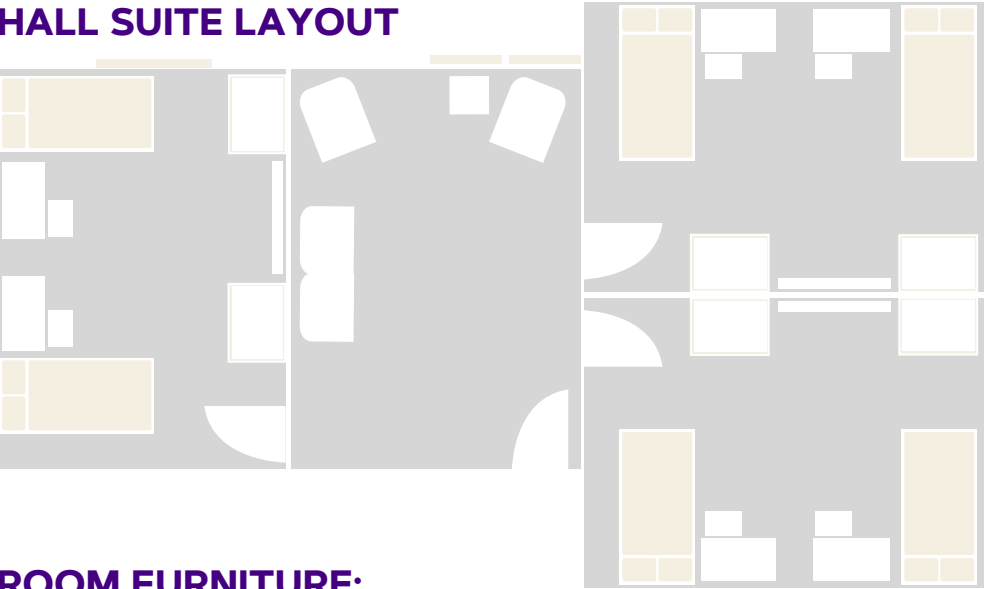
FACES
WEAVER HALL

FACES
GARBER HALL

COURTYARD

TYPICAL SUITE SPECS
ROOM SIZE: 9'4" x 14'
SUITE COMMON AREA SIZE:
14'6" x 10'10"
WINDOW SIZE:3'11" x 5'5"
CEILING HEIGHT: 7'11"

TYPICAL VILLAGE
HALL SUITE LAYOUT



- ROOM FURNITURE:**
- BEDS, CHAIRS, DESKS, DRAWERS
 - BUILT-IN CLOSETS FIXED

- SUITE FURNITURE:**
- SMALL SOFA, END TABLE, & TWO CHAIRS

FOR MORE INFORMATION ON HALLS VISIT:
WWW.JMU.EDU/ORL/OUR-RESIDENCE-HALLS/INDEX.SHTML



Residence Life

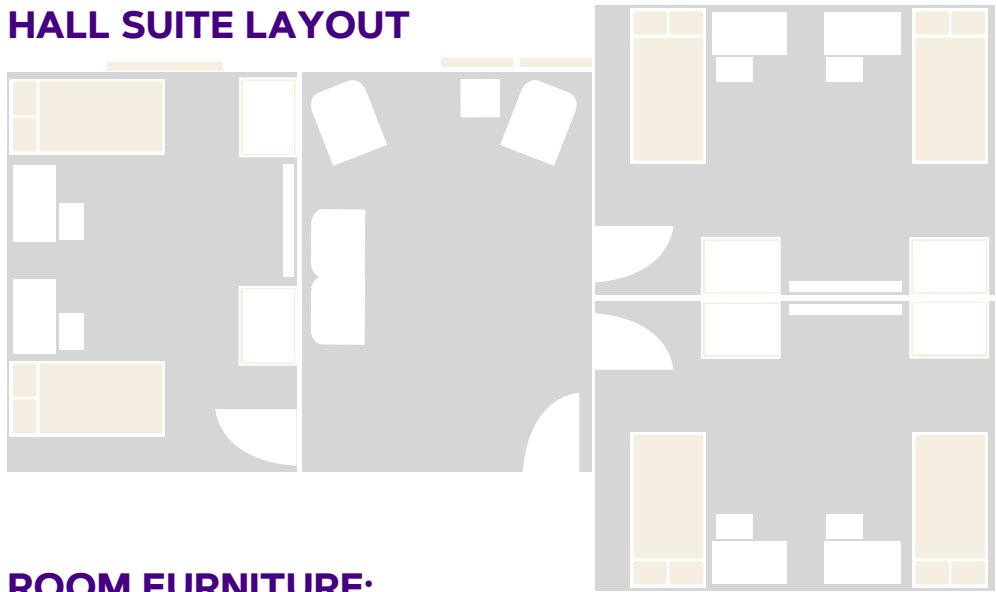
IKENBERRY HALL

THIRD FLOOR

#DukesLiveClose
#DukesLiveSupported
#DukesLIVEON

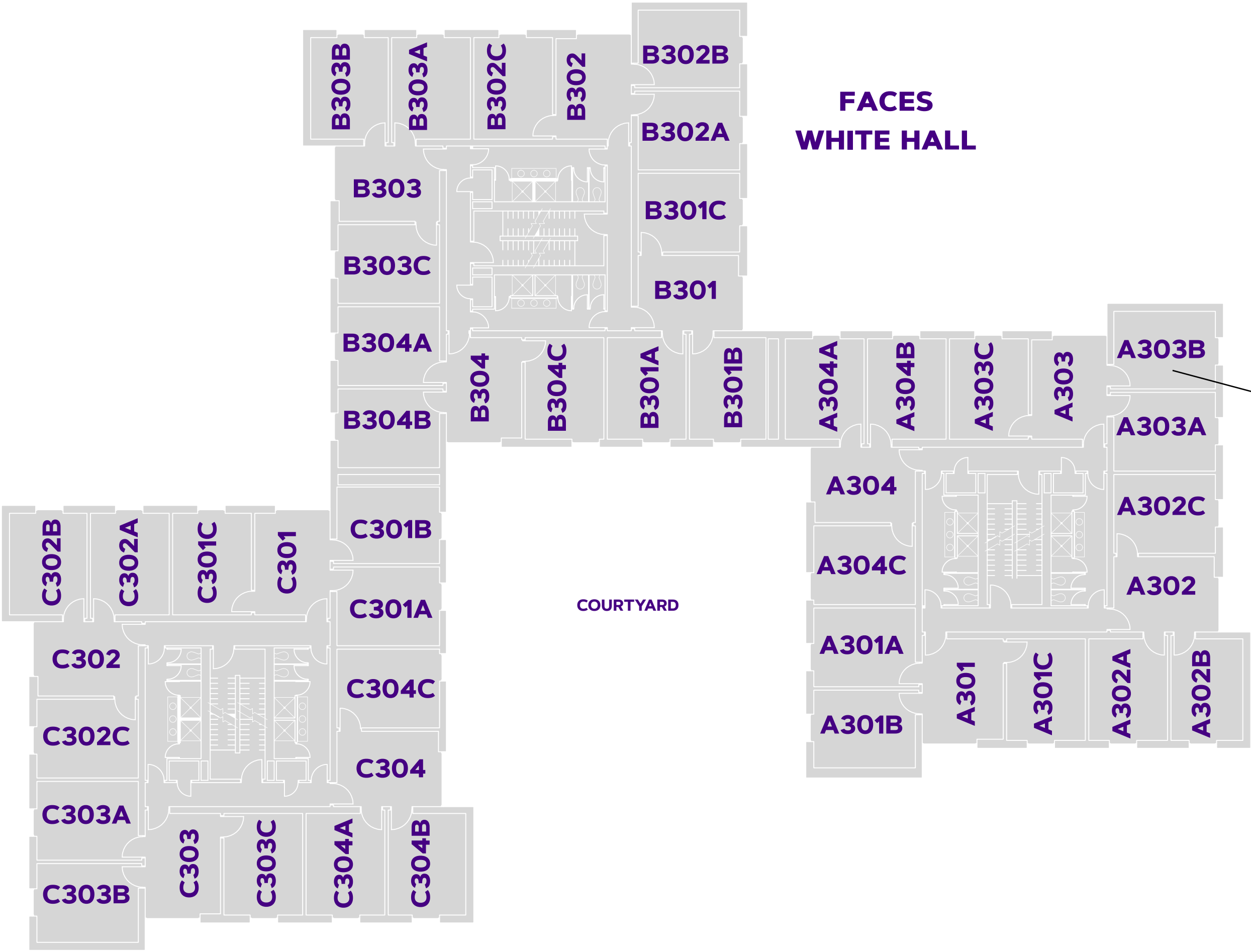
FACES
DUKE DRIVE

TYPICAL VILLAGE
HALL SUITE LAYOUT



ROOM FURNITURE:
- BEDS, CHAIRS, DESKS, DRAWERS
- BUILT-IN CLOSETS FIXED

SUITE FURNITURE:
- SMALL SOFA, END TABLE, & TWO CHAIRS



FACES
WHITE HALL

COURTYARD

FACES
GARBER HALL

FACES
WEAVER HALL

TYPICAL SUITE SPECS
ROOM SIZE: 9'4" x 14'
SUITE COMMON AREA SIZE:
14'6" x 10'10"
WINDOW SIZE: 3'11" x 5'5"
CEILING HEIGHT: 7'11"

FOR MORE INFORMATION ON HALLS VISIT:
WWW.JMU.EDU/ORL/OUR-RESIDENCE-HALLS/INDEX.SHTML



Residence Life