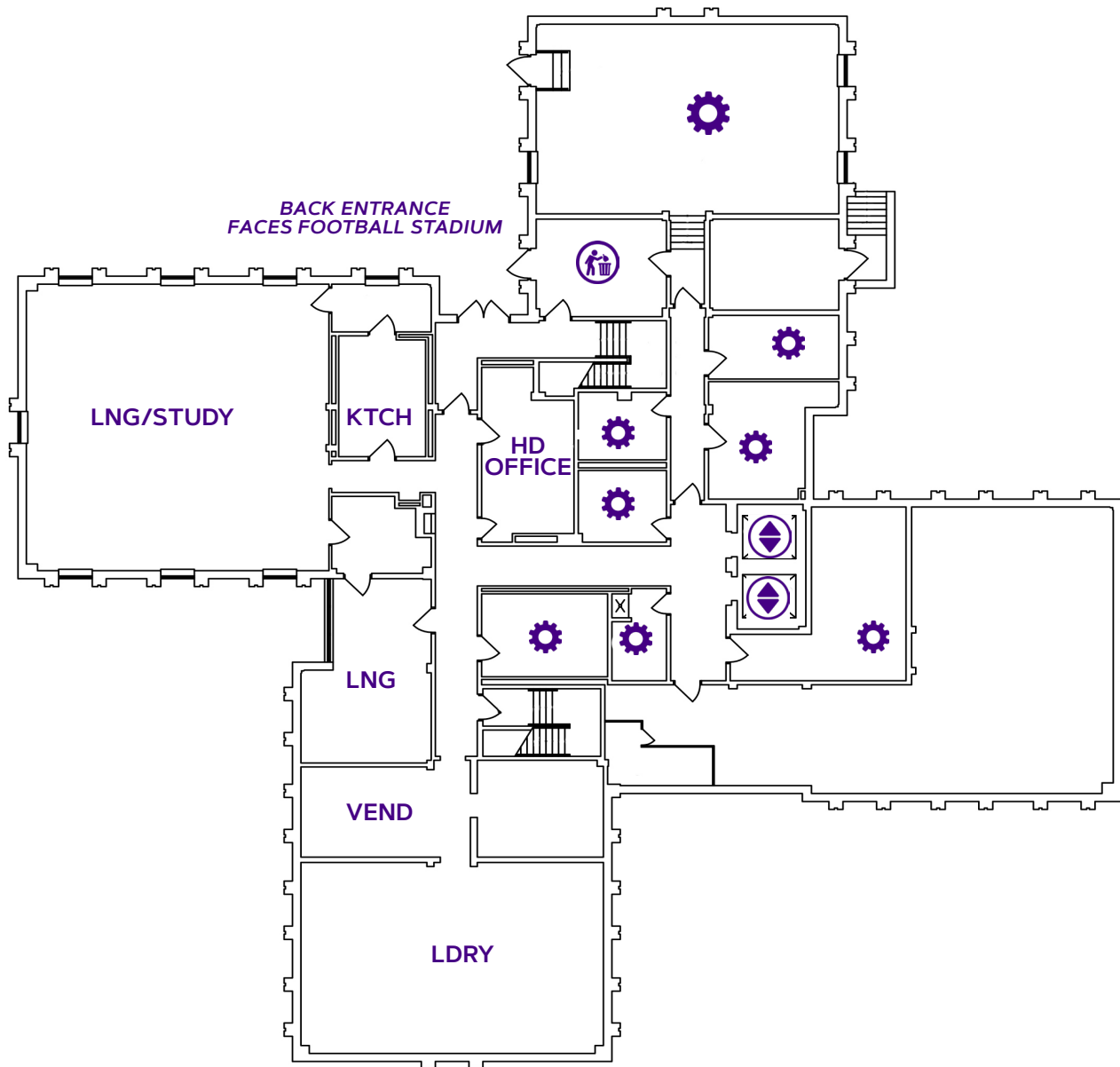


# EAGLE HALL

## GROUND FLOOR

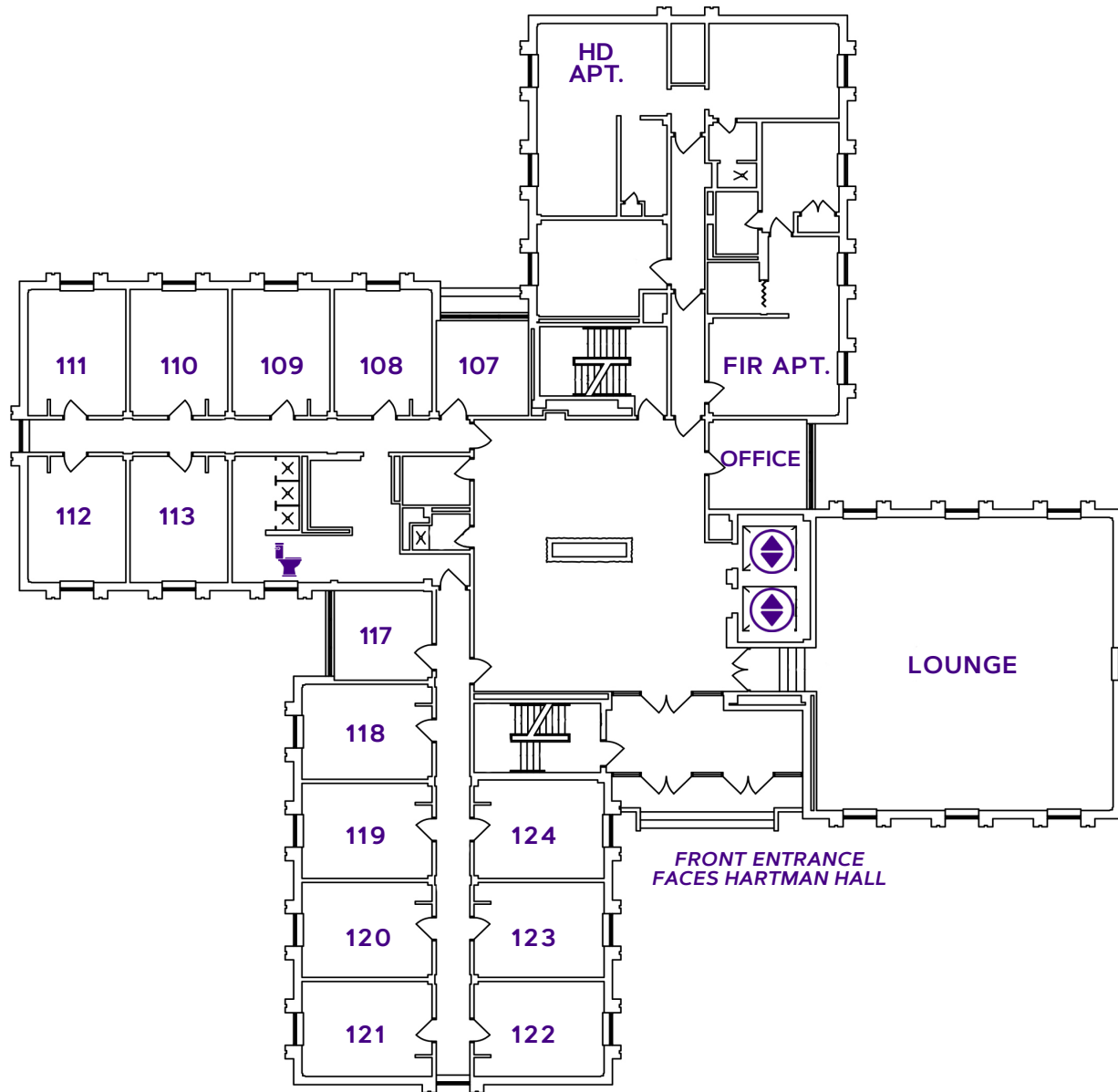


### LEGEND:







- :Bathroom
- :Elevator
- :Mechanical Space/Misc. Use
- :Trash Room/Disposal Area
- :ADA Accessible Space
- :Hearing Equipment
- HD:** Hall Director
- KTCH:** Kitchen/Kitchenette
- LDRY:** Laundry Room
- LNG:** Lounge  
Study Space/Room  
Programming Space

# EAGLE HALL

## FLOOR ONE



### LEGEND:







-  :Bathroom
-  :Elevator
-  :Mechanical Space/Misc. Use
-  :Trash Room/Disposal Area
-  :ADA Accessible Space
-  :Hearing Equipment
- HD:** Hall Director
- KTCH:** Kitchen/Kitchenette
- LDRY:** Laundry Room
- LNG:** Lounge  
Study Space/Room  
Programming Space

# EAGLE HALL

## FLOOR TWO



### LEGEND:

-  :Bathroom
-  :Elevator
-  :Mechanical Space/Misc. Use
-  :Trash Room/Disposal Area
-  :ADA Accessible Space
-  :Hearing Equipment
- HD:** Hall Director
- KTCH:** Kitchen/Kitchenette
- LDRY:** Laundry Room
- LNG:** Lounge  
Study Space/Room  
Programming Space

# EAGLE HALL

## FLOOR THREE



### LEGEND:

- : Bathroom
- : Elevator
- : Mechanical Space/Misc. Use
- : Trash Room/Disposal Area
- : ADA Accessible Space
- : Hearing Equipment
- HD:** Hall Director
- KTCH:** Kitchen/Kitchenette
- LDRY:** Laundry Room
- LNG:** Lounge
- Study Space/Room
- Programming Space

# EAGLE HALL

## FLOOR FOUR



### LEGEND:

- : Bathroom
- : Elevator
- : Mechanical Space/Misc. Use
- : Trash Room/Disposal Area
- : ADA Accessible Space
- : Hearing Equipment
- HD:** Hall Director
- KTCK:** Kitchen/Kitchenette
- LDRY:** Laundry Room
- LNG:** Lounge  
Study Space/Room  
Programming Space

# EAGLE HALL

## FLOOR FIVE



### LEGEND:







- : Bathroom
- : Elevator
- : Mechanical Space/Misc. Use
- : Trash Room/Disposal Area
- : ADA Accessible Space
- : Hearing Equipment
- : HD: Hall Director
- : KTCH: Kitchen/Kitchenette
- : LDY: Laundry Room
- : LNG: Lounge  
Study Space/Room  
Programming Space

# EAGLE HALL

## FLOOR SIX



### LEGEND:

-  : Bathroom
-  : Elevator
-  : Mechanical Space/Misc. Use
-  : Trash Room/Disposal Area
-  : ADA Accessible Space
-  : Hearing Equipment
- HD:** Hall Director
- KTCH:** Kitchen/Kitchenette
- LDRY:** Laundry Room
- LNG:** Lounge
- Study Space/Room**
- Programming Space**

# EAGLE HALL

## FLOOR SEVEN



### LEGEND:

- : Bathroom
- : Elevator
- : Mechanical Space/Misc. Use
- : Trash Room/Disposal Area
- : ADA Accessible Space
- : Hearing Equipment
- HD:** Hall Director
- KTCH:** Kitchen/Kitchenette
- LDRY:** Laundry Room
- LNG:** Lounge  
Study Space/Room  
Programming Space

# EAGLE HALL

## FLOOR EIGHT



### LEGEND:

- : Bathroom
- : Elevator
- : Mechanical Space/Misc. Use
- : Trash Room/Disposal Area
- : ADA Accessible Space
- : Hearing Equipment
- HD:** Hall Director
- KTCH:** Kitchen/Kitchenette
- LDRY:** Laundry Room
- LNG:** Lounge
- S:** Study Space/Room
- P:** Programming Space

# EAGLE HALL

## ACCESSIBLE DESCRIPTION OF FLOOR PLAN

---

**COMPLETED:** 1970

**CAPACITY:** 430 residents

This is a square building with eight floors and a basement. There is one entrance to the basement facing Bridgeforth Stadium; stairs are not required for this entrance. When entering here, the trash room and a stairwell are on your left. In front of you is a hallway. Down this hallway, the hall director's office, housekeeping breakroom, and another stairwell are on your left. On the right is a hallway - that leads to a kitchen and lounge area - and a study room. At the end of the hallway is a room with vending machines to the right, the laundry room in front of you, and a mechanical room on your left. There is also another hallway on the left side that leads to a single occupancy, public bathroom on the left, two elevators in front of you, and mechanical spaces to the right.

The first floor has one entrance that faces Showker Hall; this entrance has only stairs. Here, you enter into a vestibule with a stairwell on the left. Through the vestibule is the lobby. On the right wall of the lobby is a lounge area, the elevators, and the hall office. On the wall in front of you is the hallway to the faculty apartments and the other stairwell. On the left wall is a hallway that leads to bedrooms and a community bathroom on the left wall of that hallway, and individual public bathroom, and another hallway that leads to more bedrooms with community bathroom on the right wall of that hallway.

The second through eight floors are set up in a square hallway with four wings of bedrooms, two community bathrooms in the middle (one men's, one women's), a kitchen, and a study room. When coming out of either elevator, turn to your left. Now, one wing of bedrooms is to your left, the study room is opposite you, and a hallway is to the right. Go down the hallway to your right. Now, one bathroom is on your right, and one stairwell is to your left. At the end of this hallway, there is another wing of bedrooms to your left, and another hallway to your right. Down this right hallway is the kitchen and a third wing of bedrooms on your left. To the right is another hallway. Down this hallway, the other room is on your right; the other stairwell and last wing of the bedrooms is on the left. At the end of this hallway is another hallway on your right; this hallway on your right takes you back to the elevators on your left.