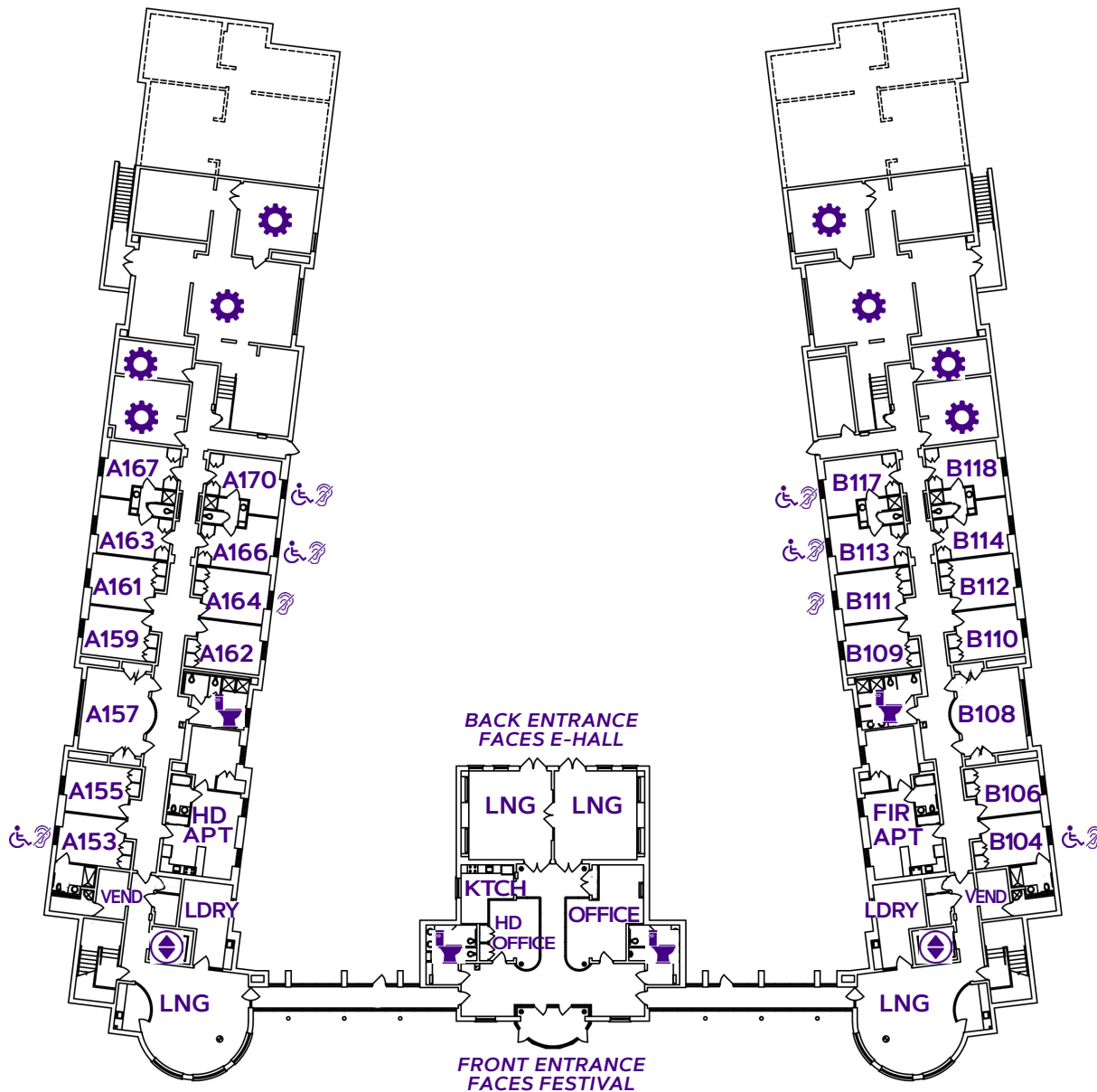


# CHESAPEAKE HALL

## FLOOR ONE



### LEGEND:

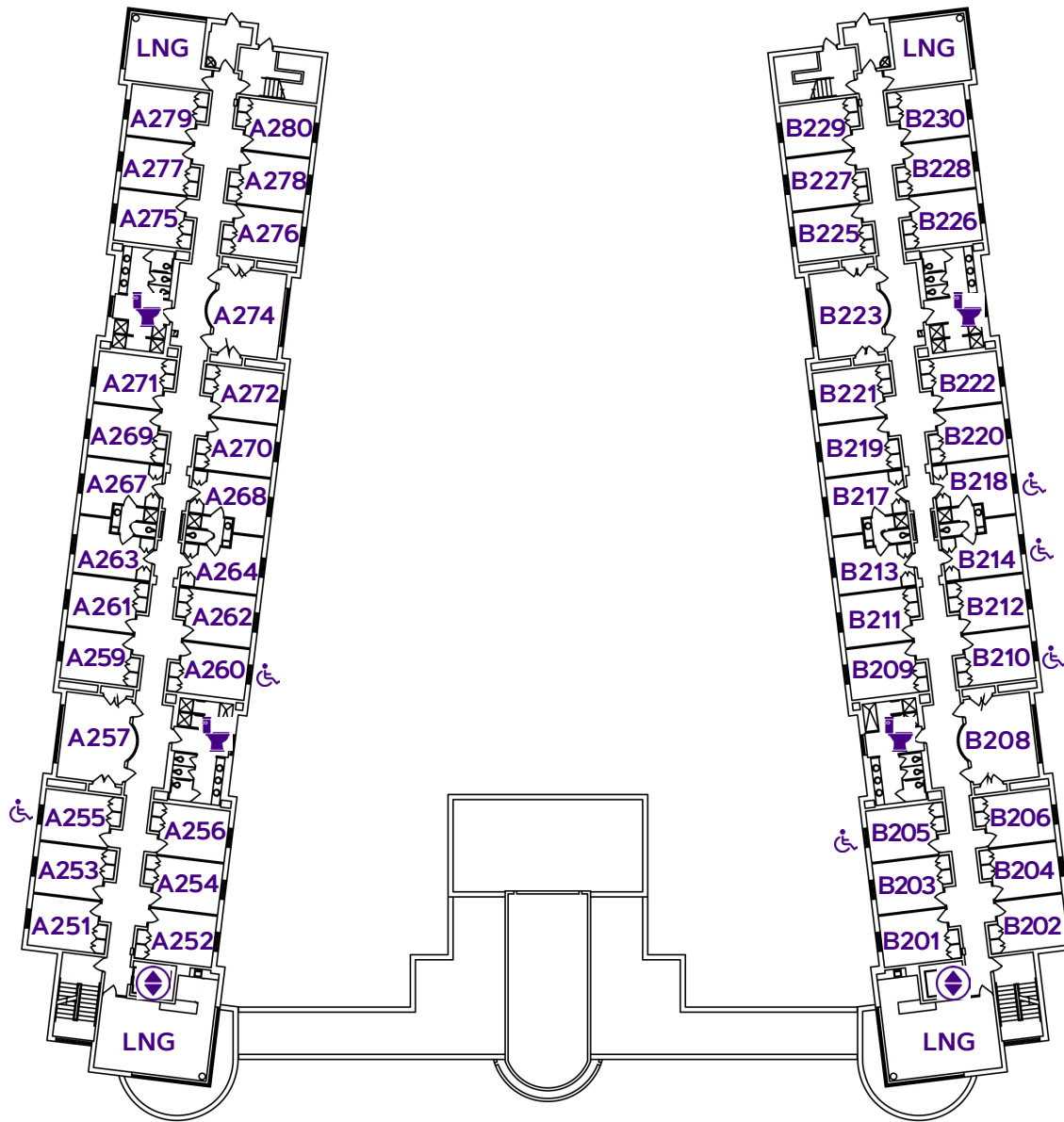
- : Bathroom
- : Elevator
- : Mechanical Space/Misc. Use
- : Trash Room/Disposal Area
- : ADA Accessible Space
- : Hearing Equipment
- HD:** Hall Director
- KTCH:** Kitchen/Kitchenette
- LDRY:** Laundry Room
- LNG:** Lounge  
Study Space/Room  
Programming Space



Residence Life

# CHESAPEAKE HALL

## FLOOR TWO

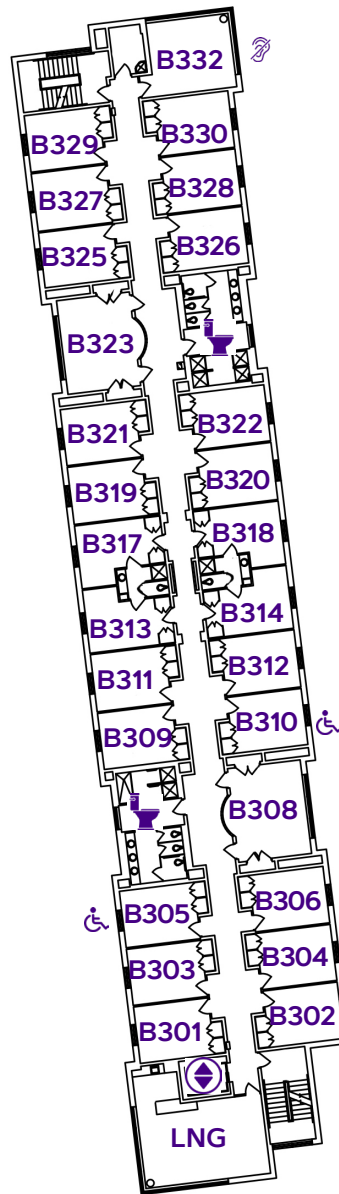
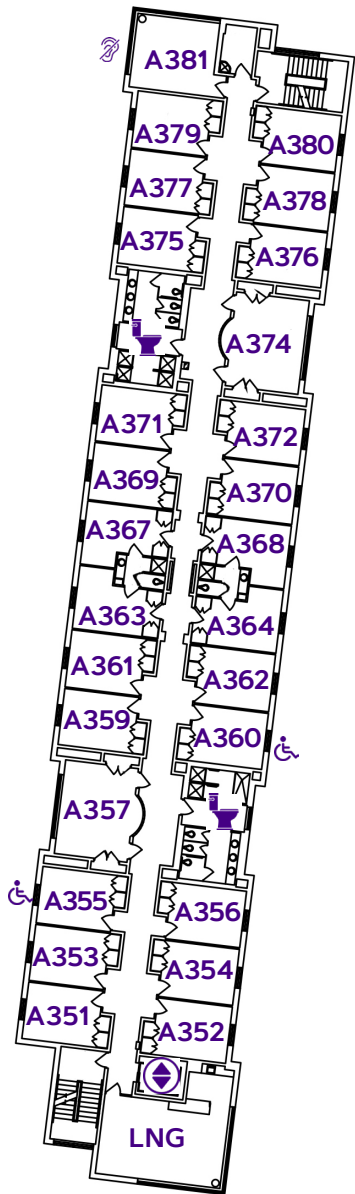


### LEGEND:







- :Bathroom
- :Elevator
- :Mechanical Space/Misc. Use
- :Trash Room/Disposal Area
- :ADA Accessible Space
- :Hearing Equipment
- HD:** Hall Director
- KTCH:** Kitchen/Kitchenette
- LDRY:** Laundry Room
- LNG:** Lounge  
Study Space/Room  
Programming Space

# CHESAPEAKE HALL

## FLOOR THREE

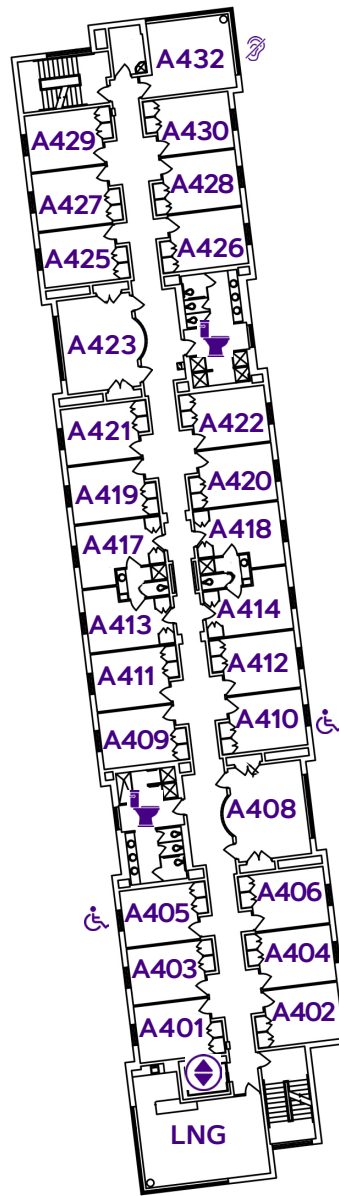
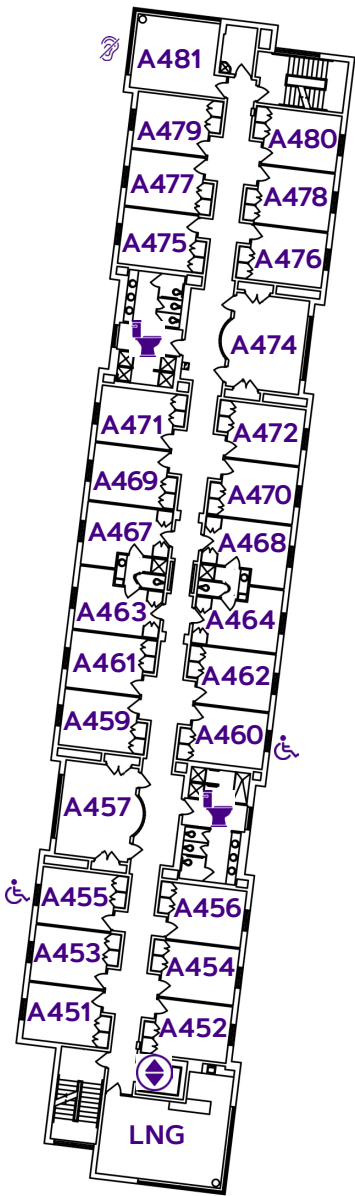


### LEGEND:

-  : Bathroom
-  : Elevator
-  : Mechanical Space/Misc. Use
-  : Trash Room/Disposal Area
-  : ADA Accessible Space
-  : Hearing Equipment
- HD:** Hall Director
- KTCH:** Kitchen/Kitchenette
- LDRY:** Laundry Room
- LNG:** Lounge  
Study Space/Room  
Programming Space

# CHESAPEAKE HALL

## FLOOR FOUR



### LEGEND:

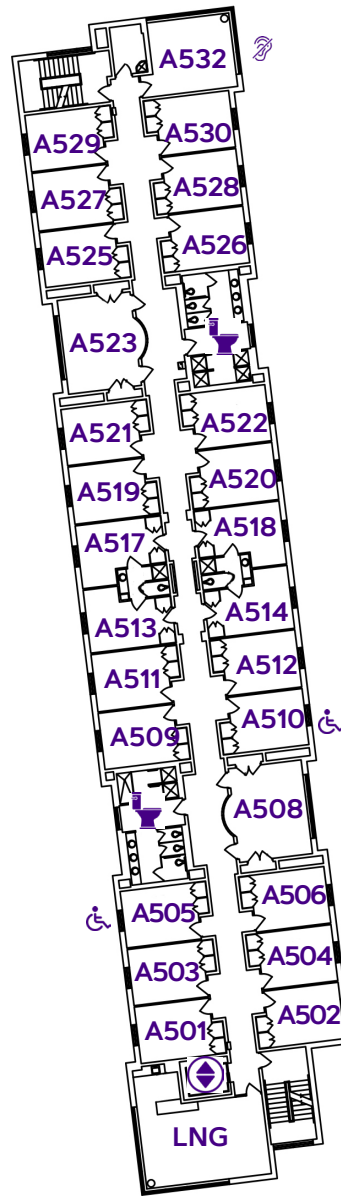
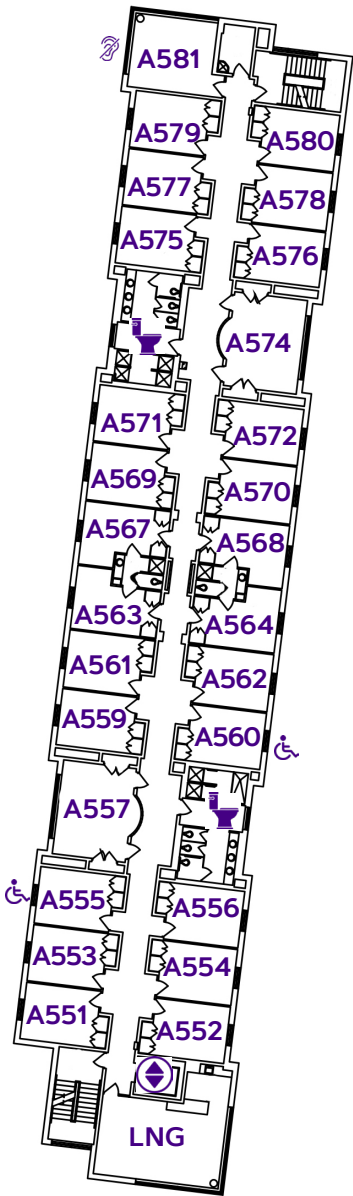
- : Bathroom
- : Elevator
- : Mechanical Space/Misc. Use
- : Trash Room/Disposal Area
- : ADA Accessible Space
- : Hearing Equipment
- HD: Hall Director
- KTCH: Kitchen/Kitchenette
- LDRY: Laundry Room
- LNG: Lounge  
Study Space/Room  
Programming Space









Residence Life

# CHESAPEAKE HALL

## FLOOR FIVE



### LEGEND:

-  :Bathroom
-  :Elevator
-  :Mechanical Space/Misc. Use
-  :Trash Room/Disposal Area
-  :ADA Accessible Space
-  :Hearing Equipment
- HD: Hall Director
- KTCH: Kitchen/Kitchenette
- LDRY: Laundry Room
- LNG: Lounge  
Study Space/Room  
Programming Space



Residence Life

# CHESAPEAKE HALL

## ACCESSIBLE DESCRIPTION OF FLOOR PLAN

---

**COMPLETED:** 1999

**CAPACITY:** 423 residents

This is a U-shaped building with five floors and the two wings being connected only on the first floor. The first floor has three entrances into the main area of the building. Two of these are on the back side in the courtyard facing E-hall. The main entrance is on the front facing Festival Lawn. When entering here, you enter into a vestibule where your Jaccard will be used to open the door to the lobby. When in the lobby, there is a hallway on either side of you and in front of you. A large lounge area is at the end of the hallway in front of you and a kitchen is to the left just before reaching the lounge. The hallway to your left leads to A wing and has the Hall director's office immediately on the right with a public bathroom to the left of it. The hallway to your right leads to B wing, and the Hall Office is immediately on your left with a public bathroom to the right of it.

The A and B wings are set up the same. When you enter the A wing, you are in a small lounge with a small kitchen in front of you. The laundry room and hallway are on the right. Down the hallway, a stairwell and vending area on the left, and the elevator is on your right. The rest of the hallway is bedrooms with one community bathroom on your right and a lounge on your left, across from each other. There are mechanical spaces at the end of the hallway. When you enter the B wing, you are in a small lounge with a small kitchen in front of you. The laundry room and hallway are on the left. Down the hallway, a stairwell and vending area on the right, and the elevator is on your left. The rest of the hallway is bedrooms with one community bathroom on your left and a lounge on your right, across from each other. There are mechanical spaces at the end of the hallway. The first floor A and B wings each have an entrance from the courtyard at the end of the hallway, where the mechanical spaces are. When entering the second floor A wing from the elevator, there is a lounge on your left, a stairwell in front of you, and a hallway to your right. Down the hallway are the bedrooms, with two community bathrooms (one on the left and one on the right; one woman's and one men's), a study lounge on the right, and a stairwell at the end. This stairwell contains an entrance that faces E-hall. When entering the second floor B wing from the elevator, there is a lounge on your right, a stairwell in front of you, and a hallway to your left. Down the hallway are the bedrooms, with two community bathrooms (one on the left and one on the right; one woman's and one men's), a study lounge on the left, and a stairwell at the end. This stairwell contains an entrance that faces E-hall.

The third through fifth floors are set up the same to their respective wings except for the study lounge. For A wing, the third-floor study lounge is on the right, fourth floor it is on the left, and fifth floor it is on the right. For B wing, the third-floor study lounge is on the left, fourth floor it is on the right, and fifth floor it is on the right.