



JAMES MADISON
UNIVERSITY®



THE INE BOOK 2024



Congratulations and welcome Dukes!

We are honored to welcome you to the James Madison University community! We hope you're excited for all that we have in store for you as the newest member of JMU!

It all starts with *The One Book!* Our goal is to ensure you have the tools to begin your journey at JMU. Inside you'll find key information guiding you through the next several months, including requirements and deadlines to ease your transition to JMU.

After paying your deposit, check your email to activate your eID, set up Duo and create a new password! Access your steps using your JMU eID and password. Your eID is your electronic identification used to access MyMadison, Canvas and other services. It is usually the first six characters of your last name, followed by your first and middle initials. For instance, Dolley Payne Madison would be **madisodp**.



This short video introduces you to *The One Book* and the various ways you'll find information throughout the following pages.

STEPS TO COMPLETE	DUE
JMU Email Account	May 13
First Year Student Survey	May 13
Campus Emergency Notification	May 15
Personal Emergency Contact	May 15
ALEKS Math Assessment	May 21
Orientation Reservation & Declaring a Major	May 23
Disability Services Application (optional)	May 24
Foreign Language Placement Exam	May 28
First Year Housing Contract	May 31
Prepare for Class Enrollment	June 6
Madison Money Manager	June 14
Your Enrollment Appointment	June 17
JACard Photo	June 18
Community Expectations 101	June 24
Pre-Entry Health Requirements	July 8
Pre-Weeks of Welcome Experiences	July 26
First Year Assessment Day	Aug. 15
Incoming Student Skills & Questionnaire (ISSAQ)	Aug. 15
<i>It's Complicated</i>	Aug. 15
Online Education Programs	Aug. 15
Weeks of Welcome	Aug. 16



Contents



Your One Book Steps

Checklist.....	1
JMU Email Account	3
First Year Student Survey.....	3
Campus Emergency Notification.....	3
Personal Emergency Contact.....	4
Honor Code.....	4
ALEKS Math Assessment	4
Orientation Reservation & Declaring a Major	5
Explore Majors.....	6
Disability Services Application.....	9
Foreign Language Placement Exam.....	10
First Year Housing Contract	11
Prepare for Class Enrollment.....	13
General Education.....	14
Madison Money Manager (M3)	15
Your Enrollment Appointment.....	16
JACard Photo.....	17
Community Expectations 101	17
Pre-entry Health Requirements.....	18
Pre-Weeks of Welcome Experiences.....	19
First Year Assessment Day.....	20
Incoming Student Skills & Questionnaire (ISSAQ)	20
Online Education Programs	20
<i>It's Complicated</i>	20
The Big Move	21
Weeks of Welcome	22

Resources for Transition

Academic Resources.....	23
Technology	24
Textbooks	25
Parking & Transportation	26
Financial Aid & Scholarships.....	27
Residential Housing.....	29
Residential Learning Communities	31
Residence Hall Living	32
Campus Mail	32
What to Bring.....	33
Getting Involved.....	34
Know the Student Handbook.....	35
Dining	36
Environmental Sustainability	37
Mobile Apps	38
JMU Jargon.....	38
Campus Directory	39
Campus Map	39
Academic Calendar	39



JMU Email Account

Log in to your JMU Dukes email account (eID@dukes.jmu.edu) so you can receive important university information. This is JMU's primary way of communicating with you. Make a habit of checking it daily!



First Year Student Survey



The First Year Student Survey

asks questions about your high school experiences, personal beliefs and your decision to attend JMU. We compile your responses with the rest of your class to help faculty, staff and administrators best serve you.

Campus Emergency Notification



JMU uses a text-based system to inform the campus community in the event of an active shooter or other life-threatening event. You are required to provide your cell number in MyMadison so we can send you emergency notification messages.





Personal Emergency Contact

COMPLETE BY



The university may need to contact your family in the event of a personal emergency or crisis. Having accurate emergency contact information is essential. Sit down with your family to determine who you should list as your emergency contact(s). Keep your emergency contact information updated in MyMadison.

Honor Code

Academic integrity is a serious matter at JMU. Suspension or expulsion are possible penalties for violating the Honor Code.

Cheating, copying, plagiarizing, improper citations and buying or using papers written by someone else are a few examples of violations that have the potential to jeopardize your status as a student.

When you take placement exams (ALEKS Math and Foreign Language), you are bound by the JMU Honor Code. We want you to have a successful experience and it is imperative that you are in the right class for that to happen. [Complete the test](#) by Oct. 1.



ALEKS Math Assessment

COMPLETE BY



The ALEKS Math Assessment is a 25-item, open-response, web-based math placement assessment used to assess your current working knowledge of math principles from algebra through precalculus. All first-year students are required to take the assessment. Your score is used to determine the appropriate math course you should take based on your current mastery of math skills and knowledge. Please allow three hours to complete the exam. Your score will be available in MyMadison within 24 hours of completion. You will need your score for class enrollment. You can take the ALEKS assessment up to three times. In order to retake the assessment, you must wait 48 hours after you have taken the assessment and spend at least three hours in the Preparation and Learning Modules provided in the ALEKS. The highest score of all attempts will be used for enrollment.





Orientation Reservation & Declaring a Major

COMPLETE BY



Orientation is a one-day program when you will continue building a relationship with your academic advisor, learn about student expectations and campus resources, and engage with your Orientation Peer Adviser and other new students. Summer Orientation is available both on campus and virtually though we recommend attending on campus.

This step must be completed to be able to enroll in fall classes. You will receive an email once the step is submitted fully as well as an event reminder a few days prior to your reserved day. If you cannot attend any dates, please be sure to select Unable to Attend within the reservation.



Get to know our 2024 Orientation Peer Advisers!



♦ On Campus | 8 a.m. - 5 p.m. | Students, Families & Supporters

You will choose an available date based on your declared major. Date options are first-come, first-served. We encourage you to complete your steps as soon as possible to have access to your preferred date. Families and supporters will have their own schedule to attend separate sessions about services and resources to best support you. Invite up to two guests to attend and register them in this step.

♦ Virtual: July 17 | 11:30 a.m. - 4:30 p.m. | Students only

All majors are available virtually. Be sure to select July 17 when making your reservation. You will receive an email to your Dukes account with your personalized link to join live sessions. Make sure your camera, microphone and speakers are in good working order so you are ready to engage with each session.

Accommodations

If you or your guest(s) need accommodations during your Orientation day, please submit your request in the Accommodations section when you complete your reservation. Accommodations may be provided for individuals needing language interpretation (including American Sign Language) and/or assistance for limited mobility, hearing difficulties, and impaired vision. Submit requests for accommodations at least 10 business days before your reserved date. You will receive a confirmation email once it has been received.

Orientation and Transition Fee

All new students are charged \$200, regardless of attendance at Orientation. This fee covers your Orientation day, Weeks of Welcome and other first-year programs. You don't have to pay the Orientation and Transition fee now, but if you have an installment payment plan, make sure your budget includes this fee.



WEBSITE: **Orientation & Transition**



Summer Orientation date options by college, detailed Orientation schedules, hotel accommodations, parking and additional resources for the transition.





Explore Majors

Make a thoughtful decision about your major by determining your interests, values and career aspirations. Pages 6-8 will help you understand which major to declare. You may take lower-level courses in many disciplines, but may need to meet additional requirements before being fully admitted to a major.

All majors fall into one or more of the following categories:

- ♦ Programs open to any students with good academic standing
- ♦ Programs requiring portfolio/audition review
- ♦ Programs with space limitations
- ♦ Programs with content mastery progression standards



Explore **JMU's undergraduate majors**



Explore the **Career Guide to JMU Majors**

Q: Why do some majors sound the same?

A: Sometimes a major's name doesn't fully describe what you will study. Read the descriptions to learn more about possible careers.



Q: Does the major I declare matter?

A: Yes, your academic advisor is assigned based on the major you declare for Orientation. It can also affect the courses you take your first semester.



Q: Can I change my major once I've declared it?

A: You can! Return to your *Orientation Reservation & Declaring a Major* step at least two business days before your Orientation date to change it. This change may affect your Orientation date if your new major is not available on your reserved date.



Q: What if I am not ready to declare a major?

A: Select Exploratory, and you'll be assigned to an advisor who will guide you through the decision-making process.



You have until the start of your third semester to declare. You also have the option to take UNST 102, a one-credit course designed to help you intentionally explore majors/minors.

Q: Is there help along the way?

A: You will meet with your academic advisor at Orientation, where they will guide you through your class schedule, introduce you to campus resources and help you with academic concerns.



University Advising provides extensive services to help you confirm or choose your major. The University Career Center provides resources and opportunities to help prepare you for your career path.

Majors

College of Arts and Letters

Anthropology
 Communication Studies
 English
 History
 International Affairs
 Justice Studies
 Media Arts and Design
 Modern Foreign Languages
 Philosophy and Religion
 Political Science
 Public Administration
 Sociology
 Writing, Rhetoric and Technical Communication

College of Business

Accounting
 Computer Information Systems
 Economics
 Finance
 International Business
 Management
 Marketing
 Quantitative Finance

College of Education

Elementary Education
 Inclusive Early Childhood Education
 Middle Grades Education
 Secondary Education
 Special Education
 Teaching English to Speakers of
 Other Languages

College of Health and Behavioral Studies

Communication Sciences and Disorders
 Dietetics
 Health Sciences
 Health Services Administration
 Kinesiology
 Nursing
 Psychology
 Social Work

College of Integrated Science and Engineering

Computer Science
 Engineering
 Geography
 Integrated Science and Technology
 Information Technology
 Intelligence Analysis

College of Science and Mathematics

Biology
 Biophysical Chemistry
 Biotechnology
 Chemistry
 Earth Science
 Geology
 Mathematics
 Physics
 Statistics

College of Visual and Performing Arts

Architectural Design ¹
 Art ²
 Art History
 Dance ¹
 Graphic Design ¹
 Industrial Design ¹
 Music ¹
 Musical Theatre ¹
 Theatre ¹

Hart School of Hospitality, Sport and Recreation Management

Hospitality Management
 Sport and Recreation
 Management

University Studies

Exploratory
 Independent Scholars

UNSURE?

Exploratory: Not sure what you want to major in at JMU? You can choose Exploratory in your *Orientation Reservation & Declaring a Major* step and select one of the following areas of interest to help guide you along your path to finding a major.

- Arts
- Business
- Education
- Health, Wellness, & Medicine
- Humanities
- Science, Technology, Engineering & Mathematics
- Social Science
- Exploratory



WEBSITE: **Exploratory Advising**

PRE-PROFESSIONAL PROGRAMS

Pre-professional programs consist of courses and experiences designed to prepare you for the required graduate study and/or licensure necessary for a career in your chosen field.

Pre-Athletic Training	Pre-Occupational Therapy	Pre-Physician Assistant
Pre-Dentistry	Pre-Optometry	Pre-Secondary Education
Pre-Law	Pre-Pharmacy	Pre-Theology
Pre-Medicine	Pre-Physical Therapy	Pre-Veterinary Medicine



¹ There are additional requirements when declaring this major.

² You must pass a portfolio review if you are pursuing a B.F.A. in Art. The B.A. or B.S. in Art does not have this requirement.



WEBSITE: **Academics – Undergraduate Majors**

Teacher Licensure

All JMU teacher education programs are designed to meet a vital and nationwide need for trained and committed teachers. Many of JMU's teacher licensure programs can be completed in 4 years through completion of an undergraduate major and some can be completed in 5 years through completion of a combined Bachelors and Master of Arts in Teaching program.

To gain the skills needed for this challenging profession, some programs require additional content, such as a second major or minor.

In the 4-year licensure programs, students will be eligible for their teaching license at the end of their undergraduate career. Students could choose to apply for and participate in a Master of Education program after the completion of the 4-year licensure undergraduate program.

In the 5-year licensure programs, students will be eligible for their teaching license at the end of their graduate career.

See the table to the right to help you determine the major you should select in your *Orientation Reservation and Declaring a Major* step. Keep in mind that admission to a teacher licensure preparation program is not automatic — your academic advisor will provide you more information about admission requirements.

 **WEBSITE: Academic Program Details**

Graduates who complete any education program at JMU will meet qualifications for initial licensure in the Commonwealth of Virginia.

 **WEBSITE: Licensure or Certification Outside Virginia**



TEACHER EDUCATION		
<i>To pursue a JMU licensure program, follow the table below.</i>		
LICENSURE AREA	ONE BOOK MAJOR	ADDITIONAL REQUIREMENTS
Art Education	Art, Design or Art History	
Dance Education	Dance	
English as a Second Language (PreK-12)	Teaching English to Speakers of Other Languages	
Elementary Education (PreK-6)	Elementary Education	
Inclusive Early Childhood Education (PreK-3 and Early Childhood Special Education)	Inclusive Early Childhood Education	
Middle Education (6-8)	Middle Grades Education	Minor in English, Mathematics for Middle Grades, Middle Grades Science or Social Studies
Music Education (PreK-12)	Music	
Physical & Health Education (PreK-12)	Kinesiology	
Secondary Education (6-12)	Secondary Education	Second major in Biology, Chemistry, Earth Science, English, History, Mathematics, Physics or Political Science
	1. 4-year with licensure (undergraduate only)	
	2. 5-year with licensure (undergraduate + graduate)	In the pre-professional program dropdown, select Pre-Secondary Education as a minor.
Special Education (K-12)	Special Education (concentration in general and adapted)	
Theatre Education (PreK-12)	Theatre	

Disability Services Application

COMPLETE BY



The Office of Disability Services

approves accommodations for disabilities and/or major health impairments that affect your life. If you would like to apply for accommodations at JMU, you will need to complete this step. There are three phases for requesting accommodations at JMU:

1. Complete the Disability Services Application

Review JMU's Disability Documentation Guidelines to determine what documentation you need to upload to your application. For information about applying for disability-related housing accommodations, [visit the housing accommodations page](#).

2. ODS reviews

Disability Services strives to review all new applications with documentation within 15 business days.

3. ODS contacts you

ODS staff will contact you at your JMU email with instructions for your next steps.



Q: What does it mean to have a disability?

A: A disability is a condition that causes significant challenges in a major life activity, like learning, walking, seeing, etc. This includes disabilities such as ADHD, psychological conditions, learning disabilities, chronic illnesses, visual impairments, hearing impairments, orthopedic impairments and many more.

Q: Does a diagnosis of anxiety, depression, autism, diabetes, etc. mean I can get accommodations?

A: Maybe. ODS must go through a process to determine eligibility for accommodations. If you experience challenges due to your disability and you have current documentation, you can request accommodations. ODS will review your request in the context of programs, courses, activities, etc.

Q: What documentation do I need?

A: The documentation you upload with your application should be 1) completed entirely by a qualified clinician, 2) provide current and comprehensive information about how your condition impacts you as an adult and 3) describe the accommodations you need in a college setting.

Q: If I had an IEP or 504 Plan, does it transfer to college?

A: No. There are no IEPs or 504s in college. You will need to submit a Disability Services Application with documentation that meets JMU's Disability Documentation Guidelines.

Q: What accommodations does JMU offer?

A: You can find a list of [our most frequently used programs and accommodations](#) on our website. Each student's needs are unique, so think about what you need and request accommodations accordingly.

Q: What is having accommodations in college like?

A: In college, you will have new responsibilities, like discussing accommodations with your professors, regularly checking your email and learning about campus resources. ODS staff are here to work with students and others in the JMU community. The best skills you can have are knowing yourself and asking for help if you need it!



WEBSITE: [Office of Disability Services](#)

Foreign Language Placement Exam

COMPLETE BY



You may or may not need to take a Foreign Language Placement Exam; it depends on several variables. You will need to take the FLPE if all the following three statements are true:

- ♦ You are pursuing a program of study that leads to a Bachelor of Arts or a Bachelor of Business Administration degree that requires a foreign language (see the list on right); and
- ♦ You have taken two or more years of French, German, Italian, Russian or Spanish in high school; and
- ♦ You have not taken the SAT II in that language.

Still not sure if you need to take the FLPE?

[Take the questionnaire.](#)

You are not allowed to use outside sources (including friends or family) on the exam. You may take the exam only once per language every three semesters. There is not a time limit, so please take your time!



Programs leading to a B.A. Degree

Anthropology *
Art *
Art History
Biology *
Communication Sciences and Disorders *
Communication Studies *
Dance
Earth Science
Economics *
English
Geography *
History
Independent Scholars *
International Affairs
Justice Studies *
Mathematics *
Media Arts and Design *
Modern Foreign Languages
Music
Musical Theatre
Philosophy and Religion
Physics *
Political Science
Psychology *
Sociology *
Theatre
Writing, Rhetoric and Technical Communication *

Programs leading to a B.B.A. Degree

International Business

* These programs provide the option to pursue either a Bachelor of Arts or a Bachelor of Science degree. B.S. programs do not have foreign language requirements, so you would not have to take the placement exam unless you wanted to continue your language studies at JMU.



WEBSITE: [Learn more about the FLPE](#)



First Year Housing Contract

COMPLETE BY



Signing your Housing Contract is the first part of securing your housing for your first year. When you sign your Housing Contract, you will also select your meal plan and answer some lifestyle questions. The answers to those questions will help you select a roommate, so be sure to answer them honestly.

Housing accommodations

If you have a disability, please remember to request housing accommodations, if needed. Residence Life does not have access to the information you share with the University Health Center. If you need an accommodation like air-conditioning or a suite-style bathroom, you will need to [request housing accommodations](#). Submit the form by June 14.

Gender-neutral housing

To support all our new Dukes, we encourage you to contact Residence Life about housing assignments based on gender identity. Each request made before July 1 will be addressed with a commitment to providing a housing assignment that best meets the needs of the student.

Roommate selection

Before selecting a roommate, think about what is most important to you when living with someone else. Would it bother you to have a messy roommate? Or would you prefer a roommate who has a similar sleep schedule to you?

You can search for a roommate in the Online Housing System using any of the answers to the lifestyle questions from your Housing Contract. Remember, you aren't looking for a new best friend; you are looking for someone you can live with successfully. Once you think you have found a compatible roommate, one of you will need to form a Roommate Group by creating a group name and password. Share that group name and password with your future roommate so they can request to join the group. The person who created the group will need to approve the request. The maximum number of people in a roommate group is three, designed for triple bedrooms. You are not able to pick your suitemates.



WEBSITE: [Office of Residence Life](#)



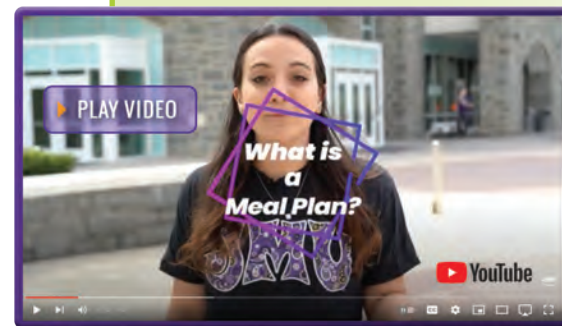
Important Housing Dates

First Year Housing Contract Due	May 31
Residential Learning Community Applications Due	May 31
Housing Accommodation Request Forms Due	June 14
Roommate Selection Deadline	July 1
Gender-Neutral Housing	July 1
Room Assignment Notification	Aug. 1
Move-In Date Selection	Aug. 2-6

RELATED CHOICES:

Meal Plans

When you submit your First Year Housing Contract, it's also the time to select your meal plan. Watch this video to help understand JMU's meal plan options.



JUMP TO [JMU Dining](#)



Getting to know your roommate(s)

Start the conversation by sharing why you thought the two of you would be a good roommate match. Were you looking for someone neat and tidy like you are or someone who stays up late like you? After you talk about how you think you will work together well as a roommate pair, you can share what you're worried about and how you can overcome those challenges together.

We also encourage you to plan for your room. Find out who is bringing what or plan to shop together once you are here. You can bring several items to help make your room feel like your home. Most students bring too much with them. Be ready to leave some of the stuff at home.



Room Assignments

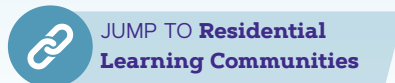
If you decide to change rooms after moving in, you can submit a Room Change Request Form using the Online Housing System beginning Sept. 5. There is a three-week period at the beginning of each semester when room changes are not authorized. This time is designated for all students to check in and for students who decide not to attend to notify the university.



RELATED INFO:

Housing Options

Learn about the various choices for living on campus including JMU's residence halls and residential learning communities.



Prepare for Class Enrollment

COMPLETE BY



Important Enrollment Dates

First Year Advisors Reach Out	June 10
1st Semester Enrollment Webinar	June 16, 7 p.m.
First Year Enrollment Begins	June 17
Enrollment Closes	July 18
Open Enrollment Begins (all students)	August 1, 8 a.m.

Begin by working through the *Prepare for Enrollment* module to get ready to enroll in classes in June. Information is organized in four modules with great detail so we recommend reviewing the modules multiple times.

Located inside the modules, your 1st Semester Enrollment Worksheet identifies classes you need to enroll in for the first semester. The information is major-based. You will declare only one major and enroll in those major-specific classes.

Your academic advisor

One of your most important relationships at JMU will be with your academic advisor. Your academic advisor will assist you through your transition to JMU, help you understand your curriculum and connect you to resources that will help you be successful. Developing a good relationship with your advisor is a great way to stay well-informed and to start off your time at JMU strong.



Additional majors and/or minors can be added after fall classes begin.

What you do:

- ◆ Know who your academic advisor is and how to reach out for assistance
- ◆ Ask your advisor questions about things you don't know
- ◆ Know how to fulfill degree, major and general education requirements

What academic advisors do:

- ◆ Discuss academic choices with regards to long-term academic and career goals
- ◆ Address questions and concerns regarding General Education, major and degree requirements
- ◆ Help with academic planning, decision-making and with identification of other campus resources (as needed)

General Education: The Human Community

General Education: The Human Community is the core curriculum that all Dukes complete. The program requirements assist you in developing skills, knowledge and mindset to succeed in all spheres of life — career, family, community and polity. Program requirements add up to 41 credits — one-third of your total credits!

There are many pathways into and through The Human Community. Many students bring college-level credits with them from dual enrollment or test credits. Besides meeting the program's own requirements, GenEd courses can also serve as pre-requisites for majors or minors, as electives or as degree requirements. Exploratory students will find them to be a useful way to find an academic home. Details relevant to your particular journey can be found in the *Prepare for Enrollment* step and modules.

MADISON FOUNDATIONS | 9 credits

These three Foundations courses emphasize communication and critical inquiry, including information literacy. They prepare you for success in the rest of your career at JMU. Prioritize them in your fall enrollment before choosing other General Education classes, and aim to complete them during your first two semesters or the summer following.

ARTS & HUMANITIES | 9 credits

These three courses deepen appreciation of the human condition and expression. Arts and Humanities assist in exploring our purpose, making sense of our experiences and understanding people from different eras, places and cultures.

THE NATURAL WORLD | 10 credits

Natural World courses deepen your understanding of scientific and mathematical facts, concepts and models, expanding your application of analytical methods to check evidence and develop and test theories. These include a college-level math course, science courses from two different areas and a one-credit laboratory. Complete your Natural World classes by the end of your sophomore year, as they build upon former course work and experiences.

AMERICAN & GLOBAL PERSPECTIVES | 7 credits

These courses explore the key social and cultural processes that structure and shape the human experience. In today's world, you must think about the scholarly perspectives and methodologies that guide analysis and inform public policy in our own society and in the global community. The three American Experience courses—HIST 225, JUST 225 and POSC 225—reflect JMU's commitment to citizenship.

SOCIOCULTURAL & WELLNESS | 6 credits

By studying the variables that influence human behavior in society, you gain an understanding of the relationship between the individual and a diverse community and develop a sense of responsibility for self and others. You will explore how individuals develop and function in the social, intellectual, emotional, physical and spiritual dimensions. The Wellness requirement signals that we care about your overall well-being, especially as you transition to college. Several of the Sociocultural & Wellness courses are requirements for majors or pre-professional programs.

General Education Options Abroad

Global awareness and cross-cultural competency are intentionally distributed across The Human Community's learning outcomes, but you can also meet program goals by completing General Education requirements abroad. [Explore the 20+ faculty-led programs](#) that offer General Education coursework. The all-GenEd Summer Semester in Scotland and the Spring Semester in Spain programs enable students to complete up to five program requirements in one location!



For more information and a complete listing of courses and requirements:



WEBSITE: [General Education Program](#)



CALL: 540-568-2852



gened@jmu.edu

Madison Money Manager (M3)

COMPLETE BY



The University Business Office is where you'll find everything you need to know about tuition and fees, payment options, due dates, etc. If you have questions, view our "[Start-Here](#)" page for additional information.

Statement and payment information

Madison Money Manager gives you and your family access to your student financial account. Access M3 through MyMadison and set your family up as authorized users so they can view your statements and activity. You, and all your authorized users, will receive an email when a statement is available. Set up your authorized users in M3 before the step deadline to ensure notification of the semester statement.

Payment options

Charges not covered by financial aid or the installment payment plan are due in full by the semester due date. Pay your charges through M3, by mail or in person at the cashier counter. Mail outside scholarship information to UBO for processing. Include your full name, student ID number or Social Security Number for proper identification.

Installment payment plan

To pay your education expenses monthly, use the payment plan offered through OnPlanU. The payment plan is available for a small enrollment fee. Enrollment for the upcoming year begins on June 1 and ends on the semester due date. Contact UBO or visit our website for help determining a budget.

Refunds

Grants, loans and scholarships are credited to your account in the order that JMU receives them. Refunds are generated automatically for financial aid overpayments and upon request for personal overpayments. Make sure that you get your refunds as soon as possible by watching for an email from BankMobile Disbursements that has instructions about setting up a refund preference. Even if you don't think a refund will occur, go ahead and set up a preference in case you receive a reimbursement of any sort in the future. Parent PLUS loan refunds are mailed to the parent unless otherwise noted on the loan application.



WEBSITE: [University Business Office](#)



RELATED INFO:

Financial Aid and Scholarships

Read more about the various options for Financial Aid and Scholarships at JMU.



JUMP TO [Financial Aid and Scholarships](#)



Your Enrollment Appointment

AVAILABLE ON



Your class enrollment will start on June 17. Review the modules in the *Prepare for Class Enrollment* step to ensure you are ready to enroll. If you have questions about enrollment, we encourage you to reach out to your academic advisor and/or attend our 1st Semester Enrollment Webinar at 7 p.m. on June 16.

Don't have an Enrollment Appointment? The *Orientation Reservation and Declaring a Major* step must be completed to receive an enrollment appointment and gain access to enroll in classes.

Communicating with your academic advisor

Your academic advisor will contact you via your JMU email about the times that they will be available for questions as you enroll in your classes. Your academic advisor will review your schedule before Summer Orientation and communicate about any needed changes. If you are not able to connect with your academic advisor, email questions to firstyearadvising@jmu.edu from your JMU email.

Enrolling in classes

When it is time to enroll, you need your enrollment worksheet, your test credit and any dual enrollment information. Once your enrollment appointment begins, log in to MyMadison. We recommend you enroll when your appointment begins as seats fill fast. Follow the enrollment worksheet for your major to create a schedule of 14-17 hours prior to your reserved Orientation date. Not all majors require a math class your first semester. Keep in mind that once the system opens for enrollment you will be able to access it through July 18.



Need help? Refer to the *Prepare for Enrollment* step. If a required class is closed, you may place yourself on waitlists, if available. Students move from the waitlist to a class as seats become available. If all sections are closed and waitlists are not available, continue to create your schedule with other classes and check back at a later date for open seats.

Shopping cart caution!

Putting preferred classes in your shopping cart early does not reserve you a seat. Course availability varies during your enrollment window.



JACard Photo

COMPLETE BY



Your **JACard** is your official JMU identification card for most on-campus services. Your card is active one week before classes start. Your ID number, a nine-digit number on the front of your JACard, will serve as your primary identifier for services on campus.

Follow the guidelines to submit an acceptable photo for your JACard. Within 72 hours of submitting, you will receive an approval or rejection email from Card Services.



CBORD MobileID is the Android- and Apple-compatible app version of your JACard. Using this app serves as a supplement to your JACard on campus.



Lost or stolen cards

Report loss or theft of your JACard [online](#) or call Card Services at 540-568-6446 during normal business hours. After 5 p.m. contact Campus Police at 540-568-6912.

FLEX it!

Your FLEX account is a pre-paid debit account. It works like a checking account without having to write checks, pay a service fee or balance your account. There are no annual fees. Your account opens when you enroll.

You can add money to your account by phone, mail, in person or online. You can also add FLEX via a credit card (MasterCard, VISA, Discover and American Express). You can also use the cash-to-FLEX stations around campus to add cash to your account at any time.



WEBSITE: [Card Services](#)



CALL: [540-568-6446](tel:540-568-6446)

Community Expectations 101

COMPLETE BY



As a member of the JMU community, we expect you to be knowledgeable of the expectations that guide student behavior, as found in the Student Handbook. Community Expectations 101 will introduce you to student expectations surrounding alcohol, drugs, sexual misconduct, and other policies that you will be held accountable for throughout your time at JMU. During Summer Orientation, we will further expand on these community expectations through discussions with your orientation leader and peers. You need to complete this step so that you are prepared for this important conversation.



Use your JACard to:

- ◆ Access your residence hall
- ◆ Check out materials from the libraries
- ◆ Gain admission to athletic events
- ◆ Receive services from the University Health Center
- ◆ Use your meal plan and Dining Dollars at various dining locations
- ◆ Access computer labs
- ◆ Access UREC and check out equipment
- ◆ Pick up packages from JMU Mail Services
- ◆ Pay for laundry in your residence hall
- ◆ Use FLEX at on- and off-campus merchants

RELATED INFO:

Student Handbook

Read more about the Office of Student Accountability & Restorative Practices (OSARP).



JUMP TO [Know the Student Handbook](#)

Pre-entry Health Requirements

COMPLETE BY



State law requires students to submit specific information about immunizations and complete a TB assessment form. Immunizations must be up to date. JMU does not require a physical exam, but you must complete the following:

1. Print an official immunization record from your doctor or school (no signature required.) If you do not have access to that, download and print the [JMU immunization form](#) and have it completed and signed by a health care professional.
2. Complete the required TB assessment form for new students under “Forms” in [MyJMUCHart](#).
3. Log in to MyJMUCHart and enter your insurance information under the “Insurance” tab. Please select “uninsured” if appropriate.
4. Upload your immunization record and a copy of your insurance card. All uploaded documents must be in PDF format.
5. Continue checking your JMU email and secure messages on MyJMUCHart for confirmation that your record is complete and there is nothing further needed. Your pre-entry health requirements are not complete until you receive that confirmation.

Failure to complete these steps will result in a nonrefundable \$50 fine and you will not be able to make changes to your class schedule or enroll in classes for future semesters.



Having trouble accessing MyJMUCHart?

Please follow these tips:

- ◆ Google Chrome is the preferred web browser
- ◆ Clear your browser history or cache before starting
- ◆ Avoid Apple devices to access MyJMUCHart
- ◆ Contact the Health Center at 540-568-6178, option 2, during business hours if issues continue



Tips for transiting to self-managed health care

- ◆ UHC is a confidential resource
- ◆ Students can select whether to share information from each visit and with who
- ◆ A Medical Power of Attorney is not needed for UHC
- ◆ Students are responsible for managing their oral medications
- ◆ Confirm that current insurance will cover you while at JMU for specialists or emergency care
- ◆ Check out the on-campus pharmacy or locate the closest local pharmacy
- ◆ Consider getting a 90-day supply of any oral medications or using a mail order option



WEBSITE: [University Health Center](#)

Pre-Weeks of Welcome Experiences

COMPLETE BY



Prior to the official start of the fall semester, students have the opportunity to engage in a Pre-Weeks of Welcome experience. These experiences are a great way to ease into the JMU experience, start making connections with other new students in small groups and offer early on-campus move in all before Weeks of Welcome officially

begins. We encourage you to explore more about each experience and prepare to immerse yourself in an unforgettable experience. Registration will open on May 1 and additional cost may be required.



Madison Orientation Adventure Trip

MOAT is a three-night, four-day adventure program designed for new students. Students will meet up with welcoming and knowledgeable student trip leaders to tent camp, rock climb, hike, and canoe in the Shenandoah Valley. No experience is necessary! There are multiple MOAT trips across the summer as well as an August session that takes place just before classes start!



PRE - WEEKS OF WELCOME

Dukes Making a Difference

DMAD will allow you to connect with other service-minded students while volunteering with local non-profits. Learn about Harrisonburg's most pressing social issues. No experience necessary; come ready to learn and serve together! Registration costs include transportation and food.



Mosaic Connection

MC, hosted by the Center for Multicultural Student Services, seeks to energize, equip, and engage new multicultural students to the JMU community and culture. Students will gain access to on campus and community resources, build community among fellow students, explore what it means to hold different identifies, and celebrate this new transition.



WEBSITE: [Pre-Weeks of Welcome](#)

First Year Assessment Day

COMPLETE BY



You will receive instructions on how to access the assessments via your JMU email account on Aug. 5. Finish all assessments by Aug. 15 to avoid an enrollment hold. JMU uses the data you provide to inform program improvements and your performance will not impact your university record, grades or placement into programs or courses.



Incoming Student Skills & Questionnaire

COMPLETE BY



The ISSAQ provides you, your advisor, and JMU an important snapshot of your strengths and opportunities for growth as you start college. Research shows that developing the skills and attitudes measured in this questionnaire can help you succeed in college and life. You'll need your last name and student ID number to login the ISSAQ website beginning on August 5. There are no right or wrong answers. Please answer genuinely and to the best of your ability. You will receive your student success report in 2-3 days.

Online Education Programs

COMPLETE BY



At JMU, we are deeply committed to the health, welfare and success of our students. We have strategically implemented research-based prevention programs necessary for you to make healthy choices regarding alcohol, drugs, relationships, and mental health as well as learn more about accessibility and belonging. We require all incoming students to complete these online programs.



It's Complicated

COMPLETE BY



How can you go on to make good decisions in college and beyond? JMU's ethical reasoning program offers a simple but powerful strategy to help you make better, more ethical decisions in everyday life.

The Ethical Reasoning in Action strategy involves asking Eight Key Questions to approach decisions with curiosity and consideration for others. Asking the 8KQ helps us move from reacting to responding, which improves the way we engage with the complex situations we face in our personal, professional and civic lives.

Ethical reasoning, like writing or verbal communication, is a skill developed with practice. Begin by completing the It's Complicated Canvas course. You will learn about the 8KQ and how others use the strategy, discover your ethical reasoning preferences and encounter a challenging dilemma.



Weeks of Welcome Starts With The Big Move!

This is officially the beginning of your JMU experience. You'll be moving into your residence hall, reconnecting with your academic advisor, meeting your First year Orientation Guide (FROG) and Resident Adviser while immersing yourself in academic and social programs to help you become acclimated to campus.

Moving day

The move-in dates for most first-year students are Friday, Aug. 16 and Saturday, Aug. 17. In the weeks before move-in, you will be able to select a move-in appointment through the Online Housing Portal to ensure a time that works for you and your family. You must use [the driving directions provided for your building](#).

First things first: Get your keys

When you arrive on campus, helpful staff will welcome you and you'll pick up your keys at your assigned hall. You'll need to show some form of ID to receive your keys.

Make it easy on yourself

Bring just the essentials including seasonal items only needed for the current season when moving in. You can either swap out these seasonal items on a trip home or when family visits. This will help you ensure you have enough room for what you will need immediately.

Are carts or hand trucks available?

Hand trucks or cart availability varies per building, so don't count on it! Bring a dolly, handcart or wagon from home to make moving in much easier.

Can't get the car door closed?

For move-in purposes only, you may have trunks and large boxes shipped to:

University Services Building - Warehouse
181 Patterson Street
James Madison University
MSC 7007
Harrisonburg, VA 22807

Clearly mark all packages with your name, hall with room number and your campus mailbox number. Pick up your packages at the Warehouse in the University Services Building, Room 110. Please call the Warehouse Manager at 540-568-6450 with any questions.



We discourage bringing trailer attachments or rental moving trucks to campus, as our ability to accommodate parking is extremely limited.

International students

The Center for Global Engagement's International Student and Scholar Services team is looking forward to meeting you in person during Weeks of Welcome! International students have unique needs and the ISSS team offers several sessions and assistance specifically designed to address your questions and concerns. For more information visit [the International Student Scholar Services \(ISSS\) website](#).




Don't forget to label all your items with your name, hall and room number.

RELATED INFO:

Prepping for Residence Hall Life

Learn more about life in your residence hall, what to bring with you and what leave at home.

 [JUMP TO What You Should Bring Checklist](#)

 [JUMP TO Residence Hall Living](#)

Weeks of Welcome

COMPLETE BY



Once you move in to your residence hall, you are expected to be on campus and participate in Weeks of Welcome. Here's an idea of what to look forward to:

- ♦ Attend and actively participate in mandatory programs including We Are JMU and Stop the Haze.
- ♦ Meet with your academic advisor to prepare for the start of classes.
- ♦ Engage with your peers to start making connections and explore opportunities to get involved.

Download the JMU Be Involved app to view the full schedule of events.

How will I meet my FROG group?

Your FROG group will be made up of students who live in your residence hall, or one nearby. You will meet your FROGs on the same night you move in. First-year commuter students will check-in and be introduced to their FROG on Saturday, Aug. 17.

Student Organization Night

There are more than 400 student organizations on campus. Start each semester by discovering student organizations for you. Check out beinvolved.jmu.edu to view all our student organizations.



Get to know Harrisonburg, the Friendly City through Block Party in the 'Burg



Get to know your way around JMU's state-of-the-art fitness and wellness center at URECFest



Get to know other incoming students through Playfair



Get to know school spirit through the Pep Rally

RELATED INFO:

Getting Involved

Learn more about plugging into life at JMU with opportunities to get involved and useful apps.



JUMP TO **Getting Involved**



JUMP TO **Important Mobile Apps**

Resources for Transition

Academic Resources

JMU wants you to succeed academically and has the resources to help you!

Excelling in Classes

- ❑ Visit your classrooms before classes begin.
- ❑ Get organized! Get a calendar or planner and write down all exam dates, due dates for papers, class meetings and study sessions.
- ❑ Get to know your professors by visiting them during office hours or talk to them after class.
- ❑ Communicate with your academic advisor. After the semester starts, students should schedule an appointment with their academic advisor through MyMadison Connect.

Free tutoring!

The [Learning Centers](#) offer online and in-person learning assistance through the following programs:

- ♦ **The Communication Center** assists with speech preparation and practice.
- ♦ **Multilingual Student Services** assists in using your full language in all academic expression.
- ♦ **The Science and Math Learning Center** provides tutoring for introductory science and math classes.
- ♦ **The University Writing Center** offers writing consultations for all majors for writing tasks.
- ♦ **Peer Assisted Study Sessions** offer review sessions twice a week for specific supported courses.



Learning Success Strategies

[LSS](#) enhances educational outcomes for all students through training in various learning strategies. Based on strengths, weaknesses and specific class demands, these strategies are modified according to academic progress or changing needs.



This section will share resources and answer questions to help you be successful as you prepare for your transition to JMU.



Libraries

At JMU, the [Libraries](#) support your academic and creative success. Multiple library locations offer comfortable and safe places to learn, explore and collaborate. In our makerspace, you can craft and invent with technologies including 3D printers, virtual reality, sewing machines and more.

The Libraries' knowledgeable staff and faculty are eager to help you find the tools and resources you need, whether at a service desk, via online chat, in a workshop or by appointment. As you progress in your studies, you will meet your librarian – there is one for each major! An expert in research resources, your librarian can provide you with personalized support in finding, evaluating and using information for assignments, research projects and more.

Residence Life academic support

The Residence Life Resource Center located in A-section of Huffman Hall provides services and programs for you. If you are concerned about any of the following, the Resource Center is the place for you!

- ♦ Developing effective study skills
- ♦ Time management
- ♦ Stress and balancing new responsibilities
- ♦ Homesickness
- ♦ Interacting with your professors

Counseling Connections

[Counseling Connections](#) is a program to assist incoming students with previous or existing mental health concerns in connecting with appropriate mental health resources. Students who are currently connected with a provider are strongly recommended to maintain care with those providers. If unable to do so, e.g. limitations of licensure coverage, contact the Counseling Center to schedule an appointment.

Technology

How do I get information or answers to my technology questions?



WEBSITE: [Quick Start Guide](#)

Use the **Quick Start Guide** for information on:

- ♦ Installing Microsoft Office & other software
- ♦ How to access the Internet on campus
- ♦ Computer recommendations
- ♦ MyMadison
- ♦ Setting up your TV on campus

For additional support, contact the IT Help Desk:



CALL: 540-568-3555



helpdesk@jmu.edu

Computer Security

Computer crime is much more common and easier to perform than people realize. Keep your computer running well by using tips and security information from the Quick Start Guide.

Should I bring my own computer/printer?

Yes, you should bring a computer from home, as long as it meets minimum specifications and is set up securely. There are also more than 500 computers in labs available to all students, including two 24/7 labs and three assistive technology labs. The labs offer printing, as well as free access to a wide variety of software to complete class assignments or conduct research.

Windows or Mac?

Visit JMU's [Computer Recommendations for Incoming Students](#) to see which operating system and computer configuration is best for your major. Information Technology strongly discourages the use of Chromebooks.



Tech needs?

The Madison CyberZone, within the Bookstore, offers computer systems, software and peripherals at special academic pricing. The CyberZone also provides computer hardware and software recommendations by major. The CyberZone partners with JMU Information Technology and academic departments to make sure all of its computers meet class requirements. CyberZone systems meet or exceed recommended specifications and receive on-campus warranty service.

Madison CyberZone is an Apple Authorized Service Provider and Dell computer warranty repair center, providing both in and out of warranty repair. These services include:

- ♦ Testing, diagnosis and replacement/repair of Apple and Dell systems
- ♦ Accidental Damage repair under AppleCare+ for Mac
- ♦ Accidental Damage repair under Dell's CompleteCare
- ♦ Facilitating shipping for Dell's Mail-in warranties
- ♦ Limited out-of-warranty support for other brands of computers



For hardware warranty repair information, call the Madison CyberZone at 540-568-3989 or visit the Quick Start website.

JMU Bookstore computers include	Apple	Dell
At least 3-year on-campus hardware warranty support (Laptop batteries are considered consumable and are typically covered for only one year. See more information here.)	✓	✓
On-Campus Accidental Damage Repair (AppleCare+ for Mac) (Dell CompleteCare)	✓	✓
Loaner Program (The CyberZone has a limited number of loaner laptops available while your computer is being serviced)	✓	✓

Textbooks

Once enrolled in your classes, you'll be able to pre-order your textbooks. At JMU's bkstr.com page, click Textbooks and enter your JMU ID number. Once there, you will see all the books you need for your classes through the bookstore.



WEBSITE: JMU Bookstore



Textbook Type	Traditional	Rental (select titles only)	Digital Textbooks (select titles only)
Media Format	Hardcopy	Hardcopy	Digital
Usage Period	You own it	1 Semester	Varies by publisher
Re-sellable	Depends on demand and condition of book	No	No
Price	New: Standard Used: Save 25%	Save 40-80%	Save up to 60%
Take Notes and Highlight	Yes	Yes	Yes
Requires computer	No	No	Yes (or tablet)
Requires Internet Access	No	No	Yes



Parking & Transportation

New students have options when navigating around campus, the Harrisonburg community and beyond. Access information about bus schedules, regional transportation, ride-sharing, biking and walking and more at the Transportation website.

Parking

First-year residential students are not allowed to have cars on campus. Approved first year commuter students have designated lots that they can park in once they purchase a JMU parking pass. The Parking website is a great resource for parking pass cost, making a purchase, event or visitor parking. For information on parking during Athletics events, visit [the Athletics website](#).

Bus service

The Harrisonburg Department of Public Transportation provides free bus service for all JMU students. Bus routes begin at 7 a.m. and continue until about 11 p.m. on weekdays, with reduced schedules on weekends and holidays. The JMU Rideshare app provides point-to-point directions, bus routing, and cycling and walking routes. Several bus companies stop at Godwin Transit Center and provide transportation to local destinations, as well as airports and cities both in and out of state. Find out more at the Transportation website.

Biking

JMU is a Silver Level Bicycle Friendly University. There are over 10 miles of bike lanes on campus. If there is no bike lane, bikes are permitted to use the full car lane in the direction of traffic. Additionally, bikes are permitted on sidewalks and multi-use paths everywhere on campus. JMU strongly recommends wearing a helmet when riding on campus.



WEBSITE: [Transportation](#)



WEBSITE: [JMU Parking](#)



Financial Aid & Scholarships

Complete and submit the Free Application for Federal Student Aid to the federal processing center via studentaid.gov to be considered for financial aid. To receive priority financial aid consideration the FAFSA must be received at the federal processor by March 1 before the academic year you will be attending.

Preliminary Aid Offer Notices

Preliminary financial aid offers are sent by email to qualified students before May 1. The email used for this notice is the same one used by Admissions to communicate the student's acceptance. Estimated financial aid packages are developed based on the FAFSA without verification. After May 1, all preliminary financial aid offers are canceled and FAFSAs verified.

Official Aid Offer Notices

If a student's FAFSA passes the verification process, an official financial aid offer notice is sent to the student's JMU email near the end of June. This notice directs students to MyMadison to accept or decline awards. If you need to provide more information to complete the FAFSA review, you'll receive an email requesting the necessary verification materials. An official financial aid offer cannot be generated until the review is complete. Reply to these requests for information quickly to maximize your financial aid package.



Looking
for a job?



WEBSITE: Student Employment Opportunities

Federal Direct Loans

If you are accepting a Federal Direct Loan at JMU for the first time, you must complete Entrance Loan Counseling and a Master Loan Promissory Note. Instructions will be available on MyMadison after accepting the loan.

All parents accepting a Federal Parent PLUS Direct Loan must complete the PLUS Direct Loan Application each year, as well as a Master Loan Promissory Note the first time they accept a Federal Parent PLUS Direct Loan at JMU (for a particular student).

We encourage you to review [JMU Terms and Conditions of Financial Aid Consumer Information](#) for more information about financial aid and required disclosures.





Scholarships

Scholarships are generally separated into two areas: need-based or merit-based.

To determine your eligibility for need-based scholarships, you must file a FAFSA. After filing your FAFSA, you can contact your major's department to ask about available need-based scholarships.

The major criterion for merit-based scholarships is exceptional academic performance. Other common criteria include leadership, co-curricular involvement, geographical background, major and career goals. Various departments award a limited number of merit-based scholarships for incoming first-year students.

A large percentage of private scholarships received at JMU come from churches, high schools and community service organizations such as the Elks and Moose lodges. Look in your local community for scholarship opportunities.

If you receive an outside scholarship, notify Financial Aid so that we calculate it in your award package. If JMU has met 100 percent of your demonstrated need and you receive an outside scholarship, your financial aid sources may be reduced.

If you receive a scholarship that is not listed on your Financial Aid Award Notice, please submit the [Supplemental Information Form](#) located in the Scholarship section of our website. Regulations require us to consider this when determining your eligibility. Scholarship checks received with no instructions about which term they should be applied will be applied to the term when received.

Send outside scholarship checks to the University Business Office. To ensure proper credit, ask the donor to include your name, your Social Security Number or student ID number on the scholarship check.

Deadlines!

Scholarship deadlines can vary. The best place to view the different deadlines is on [our Scholarships webpage](#). Private scholarship deadlines are usually in the spring semester for the next year with decisions made toward the end of the spring semester.



Residential Housing

JMU prides itself on our outstanding residence halls! Each mixed-gender hall has a variety of amenities, including kitchen facilities, study lounges, wireless internet and recreational features. Like many other universities, not all JMU's halls are air-conditioned. Only about half of our halls have this feature. To beat the heat, we encourage you to bring a box fan for your window. Each hall contains at least one air-conditioned space, typically the TV lounge.



Since there are more than 3,000 rooms on campus, it is impossible to provide information about specific rooms. However, you can [check out our virtual tours of the room types on campus](#). There is even a measuring tool provided!



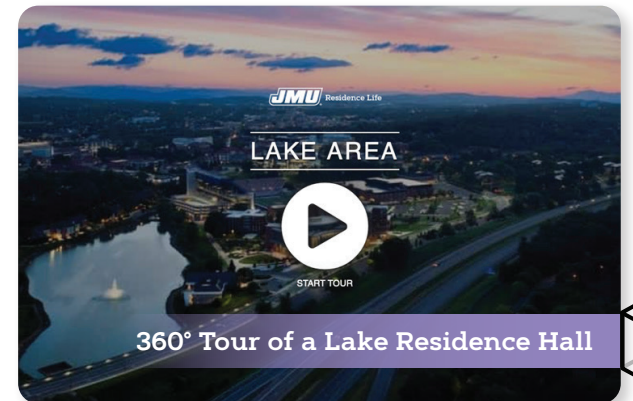
Bluestone

Bluestone halls reflect a traditional design of open hallways with double and triples rooms. First-year buildings include Logan, Gifford, Hoffman, Spotswood and Wayland Halls. Most Bluestone rooms are suites with two rooms sharing a bathroom. Students sharing the bathroom are responsible for maintaining the cleanliness of their bathrooms. Rooms in Wayland Hall share a community bathroom cleaned by housekeeping staff. All Bluestone halls are air-conditioned. Wayland Hall is a LEED Platinum-certified building.



Hillside

Double-occupancy rooms off of a hallway, Bell, Hillside and McGraw-Long Halls make up the Hillside area. These halls are three-story buildings with community bathrooms cleaned by housekeeping staff. All buildings in the Hillside area have air conditioning.



Lake

Eagle and Shorts Halls are the first-year halls in the Lake area and not air-conditioned. These buildings have double rooms and a limited number of single rooms. Two wings of residents share a bathroom cleaned by housekeeping staff.





Skyline

The Skyline Area has four halls, Chandler, Chesapeake, Paul Jennings and Shenandoah, located on east campus. The majority of rooms in Skyline are double occupancy, with a few single- and triple-occupancy rooms. Most Skyline rooms have a shared bathroom, cleaned by housekeeping staff. There are some suite-style rooms in Skyline that share a bathroom. Residents are responsible for the cleanliness of these bathrooms. All Skyline halls are air-conditioned. Some double rooms in the Skyline area may be temporarily used as triple occupancy.



Tree Houses

The Tree Houses are made up of five small halls: Cedar, Dogwood, Magnolia, Oak, and Willow Halls. They are located on the west side of Newman Lake. Students in the Tree Houses are assigned to double rooms with a community bathroom cleaned by housekeeping staff located on each floor. Laundry and vending facilities are provided. A kitchen and activity room is located on the ground floor of each building, with Oak and Willow sharing these facilities on the ground floor of Oak.



Village

The Village includes Chappellear, Dingedine, Frederikson, Garber, Hanson, Huffman, Weaver and White Halls. The Village halls are mostly made up of suites of three double bedrooms that share a common living room. There are a few two-room bedroom suites. While the Village does not have central air conditioning, the suite rooms are all air conditioned. Two suites share a community bathroom, cleaned by housekeeping staff.

Residential Learning Communities

One unique housing option is to live in a Residential Learning Community. Living with students who share similar interests will ease your transition to college. RLCs also give you the opportunity to experience closer interactions with devoted faculty members. You and other members of your RLC will be in the same section of one or more classes related to your RLC's academic focus.

Application and selection process

Space is limited in these communities, so you must apply by May 31. Find the application within the *First Year Housing Contract* step. Faculty representing these communities will review your application. Submitting the required application does not guarantee acceptance to this community. Once accepted into an RLC, you will enroll in a specific section of one or more related classes.

The Honors Living and Learning Center

Students admitted to the Honors College are expected, but not required, to live in Shenandoah Hall, which serves as the Honors hall. Live with other Honors students and work with faculty members to explore mutual interests in learning and discovery. Intellectual engagement is the primary programming for the Honors Living and Learning Center.



WEBSITE: [RLCs at JMU](#)

Residential Learning Community	Classes (1 – 3 credits each up to 3 classes)	Academic emphasis	Location (in or near)
Arts	Seminar class in fall	Aimed at students in the College of Visual and Performing Arts: live in a building where you can practice, perform and display your art	Wayland Hall
Environment and Sustainability	Project class in fall	Aimed at students who have a passion for the environment: develop your environmental stewardship skills and take action to create a healthier planet with a supportive community of peers and faculty	Paul Jennings Hall
Haynes Scholars (STEM)	Classes in fall and spring	For first-year STEM majors of color who want to take first-year Calculus in cohorts, participate in networking and leadership opportunities, explore creative research projects together and who want to live and learn in a supportive community	Hoffman Hall
MadisonBiz	Classes in fall	Intended to prepare College of Business majors to be engaged and principled business professionals and leaders	Chesapeake Hall
Madison International	Seminar class in fall and spring	Aimed at students interested in other cultures, countries and languages	Paul Jennings Hall
Roop (Teacher Education)	Classes in fall and spring	Designed for students interested in teaching Pre-K through 12th grade; gives the opportunity to take classes together and participate in service projects	Paul Jennings Hall
Sports and Recreation	Classes in fall and spring	Provides Sports and Recreation Management majors with other students and mentors who share interest in exploring recreation and wellness activities	Paul Jennings Hall
Trelawny (Biology and Biotechnology)	Seminar class in fall and spring	Intended to give Biology majors the opportunity to receive mentoring and participate in faculty research projects	Shenandoah Hall

Residence Hall Living

The hall you are assigned will be your home away from home during your first year of college.

What sort of security does JMU have for the residence halls?

All exterior hall doors are locked 24 hours a day, seven days a week. Your JACard is your front door key to your hall. More information on hall safety will be provided on your move-in day.

Do all halls have wireless Internet?

Yes. Wireless service is provided by Apogee Resnet; you can find their [online portal here](#). Residents must create an account and register their devices. [Find more information about how to set up devices here](#).

Where will I do my laundry?

JACard-operated laundry facilities are in each hall. You should bring laundry detergent and a basket or bag. Laundry machines use FLEX or quarters.

Should I bring a rug?

Most of our bedrooms are not carpeted, so you may want to consider purchasing a rug. Only Spotswood Hall is carpeted, so if you select Spotswood, you would not need to bring a rug.

Can I have a loft?

Be sure to review Residence Life's [outline of general information on lofts and their use in halls](#). Please bring your own hammer, screwdrivers, an adjustable wrench and any other necessary tools. Storage space for bed parts in halls is not provided. At no time may lofts be stored in campus buildings.



Who is responsible for cleaning my room?

You will need to clean your own room. Vacuum cleaners are available in each hall for students to borrow. Bathrooms that are not accessible to our housekeeping staff must also be cleaned by residents sharing the bathroom. If a community bathroom is accessible from a public hallway, it will be cleaned by our housekeeping staff regularly.

Will I get cable television service in my residence hall room?

Cable television is provided in each room, but you need a TV coaxial cable and a TV that [meets specifications](#). Our halls also have Stream2, allowing the streaming of TV shows, movies and sports from your phone, laptop and other Wi-Fi-connected devices.

I've been assigned to a building that does not have air-conditioning. Can I bring my own air conditioner?

No air conditioners, including personal space coolers, of any kind, are permitted in the halls. If you need air-conditioning because of health needs, you will need to submit a Housing Accommodation Request by June 14.

Did You Know?

RESIDENCE HALL PROGRAMS

Your RA and Hall Director give you opportunities to experience a variety of activities. Hall programs are a great way to get to know people in your hall and make new friends. In recent years, over 45,000 students attended more than 2,000 programs in their halls. This means there is something going on in your hall almost every night!

GETTING YOUR MAIL

Your assigned mailbox is in the Union Post Office. Access your box number and combination through MyMadison after Aug. 7. Your housing address and mailing address are different. Send personal mail, magazines, packages, etc. to your mailing address. There is no direct mail delivery to the residence halls. The post office in The Union accepts packages on your behalf. An email notice is then sent out to notify you about the delivery. Courier service is available for a fee upon request for packages too large to pick up.

When sending medicine or items needed for guaranteed delivery, please use an overnight carrier and not USPS. Next Day Delivery through carriers such as UPS and FedEx guarantees delivery to our site. USPS Next Day Delivery may be delivered to the local USPS office and need an extra day for us to get it.

With a high volume of packages at the beginning of each semester, please allow extra time for receiving and processing. Consider sending packages a couple of weeks before you arrive to allow for processing.



To avoid mail or package delivery delays, address mail and packages to:

Student Name
800 South Main St.
JMU Box ####
Harrisonburg, VA 22807

What to Bring

We cover all the basics!

All rooms have:

- ◆ 24-hour emergency maintenance services
- ◆ Beds – bunkable and adjustable
- ◆ Mattresses 36”x80” (twin extra-long)
- ◆ Chest of drawers
- ◆ Closet or wardrobe
- ◆ Desks with chairs
- ◆ Tiled floors. Only Spotswood Hall has carpeted rooms.
- ◆ TV cable hookup – one per room
- ◆ Window blinds or shades

All halls have:

- ◆ Air-conditioned TV lounge
- ◆ Wireless and wired Internet
- ◆ Emergency phones
- ◆ Fluorescent/LED lighting
- ◆ Kitchen
- ◆ Laundry
- ◆ Recycling area
- ◆ Study lounge(s)
- ◆ Vacuum that can be borrowed by students
- ◆ Vending area



Packing Checklist

This is a non-exhaustive list of items that you are most likely to need at JMU. You may not need all of them, because some will depend on your lifestyle choices (such as whether you have a bicycle or not) and some will depend on which hall you chose (such as whether you need a fan). We encourage you to talk to your roommate(s) about items that you can share.

- Backpack
- Bicycle with a durable lock (there’s a bike rack outside each residence hall)
- Coffeemaker with automatic shut-off
- Curtains
- Desk lamp
- Extra-long twin bed sheets, pillow(s), blanket(s)
- Fan(s)
- First aid kit
- Hair dryer
- Hangers
- Laundry basket and high efficiency detergent
- Personal toiletries
- Posters (Use thumbtacks for drywall or white putty for cinder block. 3M products are only allowed on cinder block.)
- Power strip with circuit protection

What to leave behind

To ensure the safety of all our students, JMU prohibits the use of the following items in residence hall rooms:

- ◆ Air conditioners or personal space coolers
- ◆ Air fryers
- ◆ Appliances without an automatic shut-off
- ◆ Appliances with open heating elements
- ◆ Black lights
- ◆ Candles
- ◆ Curtains and valances that have not been treated and tagged as fire retardant
- ◆ Extension cords, cube/multiplug adapters
- ◆ George Foreman grills
- ◆ Halogen lamps
- ◆ Incense
- ◆ Knives
- ◆ Lamps and bed risers with electrical outlets (lamps with USB outlets are acceptable)

Are my personal belongings insured?

The university cannot be held accountable for loss, damage or theft of any student’s personal property. Plan to carry your own insurance coverage. Your family may already provide coverage or you can arrange for personal property insurance through a private agency.

- Refrigerator (5 cubic feet or smaller)
- Reusable water bottle
- School supplies
- Shower caddy
- Shower shoes
- Small trash can
- Television
- Towels and washcloth
- Umbrella

Getting Involved!

JMU is an incredible community because of the choices for active participation in undergraduate research, community organizations, service, leadership roles and so much more.

Student Life

The [Office of Student Life](#) team is here to help you find your place on campus and in the community. Joining student organizations is one of the primary ways to get involved in college, and comes with a lot of great benefits such as making friends and learning life skills. Students can find involvement through student organizations, concerts, trivia nights, movies, leadership development experiences, one on one consultations, and much more. We want students to have safe and healthy experiences in these organizations. All new students are required to attend Stop the Haze: Involvement for Well Being during Weeks of Welcome, where you will learn how things like hazing or hazardous drinking can occur, and how to respond if it does.

Madison Center for Civic Engagement

Dukes are voters and the [Madison Center for Civic Engagement](#) will help you register and learn about voting while also giving you a chance to talk across political and cultural differences about difficult issues. From Dukes Discourse Thursdays and the Dukes Vote podcast, to educational primers on issues facing democracy and our week of deliberative dialogues, we'll help you constructively express your views, vote, and be engaged civic leaders.



Center for Global Engagement

The [Center for Global Engagement](#) offers programs such as global mentorship, coffee hours, global virtual exchanges and workshops to engage JMU's globally-minded community. JMU truly has a world of opportunities! If you are considering studying abroad, it is never too early to start planning. We invite you to explore our full-semester and short-term programs to experience amazing cultures throughout the world.

Center for Multicultural Student Services

In addition to providing a home away from home to the multicultural community, the [Center for Multicultural Student Services](#) has a great schedule of activities and programs (guest speakers, trips and more) to help all of us to learn from one another and explore our differences and similarities.

CMSS is an integral part of the student experience at JMU as we educate and advocate for racial equity, intersectionality and effective allyship. CMSS strives to support an inclusive campus through dialogue, leadership experiences and cultural celebrations beyond the classroom that honor and value diverse identities.

CMSS hosts a variety of opportunities for students to engage in experiential learning trips, leadership conferences and educational programs that promote inclusion, advocacy and respect in order to equip students with the cultural capacity to change and shape the world, celebrating diversity in all forms.



Community Engagement and Volunteer Center

Gain experience by getting involved in local or global communities through [CEVC](#). Students describe it as some of the most profound experiences of their college careers. There are countless ways to connect with the diverse local community, participate in CEVC's award-winning Alternative Breaks, and even work in the Harrisonburg community.

Furious Flower

The [Furious Flower Poetry Center](#) at JMU is the nation's first academic center dedicated to Black poetry. For more than 25 years, Furious Flower has reached thousands of poets, educators, students, and poetry lovers through its decade-defining conferences, groundbreaking media and anthologies, workshops, reading series, and seminars.



Sexual Orientation, Gender Identity and Expression

[SOGIE](#) works toward promoting JMU's commitment to diversity through education, support, advocacy and the fostering of equity for all students, inclusive of all sexual orientation or gender identity and expression. This includes social and educational programs, diversity education, affinity groups, and the Lavender Lounge with a self-expression closet.



Know the Student Handbook

Office of Student Accountability and Restorative Practices supports the JMU mission by facilitating student development and restoration through a fair process that holds students accountable to community and university standards to support student and community success.

Who is considered a student by OSARP?

The term “student” includes all persons who enroll or take courses at JMU. Generally, “student status” begins at the payment or waiver of the deposit for admission and will continue through the verification of the completion of all academic requirements for a declared degree program(s) and the completion of any pending conduct process. Refer to the [Student Handbook](#) for the full definition.

Policies and procedures

It is your responsibility to know and follow federal, state and local laws as well as JMU policies. The Student Handbook contains all university policies and explains the campus accountability processes, as well as the process used to address allegations of sexual misconduct and Title IX sexual harassment. It is important to know that processes and policies can change; the online Student Handbook is the most up-to-date version used by OSARP. When changes are made, OSARP notifies the university community via JMU email.

Using your voice on campus

An engaged university is one where its members use their voices. As a citizen and a member of our community, the right to use your voice is protected by the First Amendment and the university has processes to address First Amendment violations.

[JMU Policy 1121](#) outlines both protected speech and restrictions that can be placed on speech due to time, place and manner. There is also information about freedom of association under the First Amendment and directions to the grievance procedures if you feel your First Amendment rights are violated.

How will a student be notified of an alleged policy violation?

OSARP will email the student [notifying them of the alleged policy violation](#). An appointment is made for the student with a Case Administrator to discuss the case; the documentation received by OSARP will be reviewed with the student and the student can share their perspective on the incident. The Case Administrator will then determine whether the student is responsible for violating policy using a preponderance of the evidence standard.

Strategies for alcohol and drug violations

OSARP uses four strategies for Alcohol and Drug violations: Three Strikes, Parent/Guardian Notification, Off-Campus Response and the Enlightened Citizen Amnesty Process (ECAP). For more information on these strategies, please refer to the [Alcohol/Drug Information](#) section of the Student Handbook.

Think before you post!

Online communities provide great forums to stay in touch with friends, meet new people, share pictures and express yourself. Know that items on social media can be evidence in the criminal court process and campus accountability processes.

Restorative Practices

OSARP uses restorative practices to address conflict and harm as well as build community. We work with those impacted by harm or involved in a conflict to discover a way to repair the harm or address the conflict. This approach allows individual growth, promotes accountability and empowers participants to develop solutions.

Student Organizations

The information provided above is for students who are involved in an OSARP process as an individual. Beginning this fall, OSARP will also work with student organizations to address allegations of misconduct. Additional information will be provided to the campus community in the future.



If you have questions . . .



WEBSITE: **OSARP**



CALL: **540-568-6218**



osarp@jmu.edu



Dining

JMU Dining boasts an award-winning culinary program landing at the top of *Princeton Review's* list for a solid 20 years running. Dining is an integral part of campus life, and we look forward to providing a memorable experience. With more than 28 restaurants to choose from, JMU Dining has something for everyone, offering convenience, flexibility, quality, value, and healthy options with you in mind. Dining on campus provides the social experience essential to campus life, whether gathering with friends, taking study breaks, or to relax and unwind.

Meal Plan Basics

A meal plan unlocks delicious meals, snacks, beverages, and more. Explore our meal plan options, available to residents and commuters. Each plan offers Meal Punches and Dining Dollars. Both are conveniently loaded onto your JACard so there's no need to carry additional cards or cash.



If you have questions . . .

 WEBSITE: **JMU Dining**

 CALL: **540-568-6218**

 **dining@jmu.edu**



Dining at a Glance

MEAL PUNCHES are included with a meal plan, with a designated amount available depending upon your plan. They reload daily or weekly and can be used in three different ways. Meal Punches give you all-you-care-to-eat access at our resident dining halls, E-Hall and D-Hall. They can also be used for a meal equivalency or 'Duke Deal', only available at select retail locations.

DINING DOLLARS can be used at any JMU Dining location as a declining dollar balance loaded for the semester. Enjoy the convenience of using them at dining halls, retail locations, convenience stores, and on-campus vending machines. Unused Dining Dollars at the end of the fall semester roll over to the spring. However, any remaining funds at the end of the spring semester are non-refundable and cannot be transferred to the next term.

ALLERGIES OR SPECIAL DIETARY NEEDS?

At JMU Dining we recognize and accommodate food allergies, preferences, and special dietary needs in a way that's personalized, sensitive, and supportive. In fact, our employees undergo certified allergy training, and we pride ourselves on working with you to make sure you can make informed food choices.



Include Environmental Sustainability in Your JMU Experience

Actions matter. We are a community committed to a sustainable future, and environmental stewardship is part of our culture. 71% of respondents to our Continuing Student Survey say it is important to them that JMU students make daily choices to help the environment. Every individual can make a difference for people and planet as a citizen, consumer, and member of organizations and communities. Collectively, we can make a positive impact. In your role as a new JMU community member, regardless of your major, you should take two actions before arriving on campus: read the following description of JMU's environmental sustainability learning opportunities, and go to the website shown to plan how you will include environmental sustainability in your JMU experience.

Understand the Opportunities

The university fosters interdisciplinary education, literacy, and research in sustainability. In addition to environment-focused concentrations and minors, there are many sustainability courses open to undergraduates through General Education. Study abroad, community service, civic engagement, and research programs enable students from all majors to address environmental sustainability challenges. Students play an integral role in university efforts to build sustainable community through partnerships, outreach, and service, including through participation in one of the many student organizations that are tackling sustainability issues.



Chart Your Path

Regardless of your major, you can graduate prepared to contribute to a sustainable future. Follow these three steps:

- ◆ **Learn more.** Select academic experiences that will develop your environmental stewardship knowledge and reasoning skills. Familiarize yourself with JMU's sustainability performance as an institution.
- ◆ **Do more.** Choose to participate in service activities and dialogues with others to create a healthier planet.
- ◆ **Lead.** Contribute to sustainable solutions by driving progress and innovating. For example, lead an undergraduate research project or a civic engagement initiative.



WEBSITE: [Environmental Stewardship](#)



Discover the Opportunities @JMU

6 Environmental **Minors**

6 Environmental **Concentrations**

85+ Environmental **Courses**

Important Mobile Apps



Canvas
Access your classes and materials



Handshake Jobs & Careers
Receive personalized job and internship recommendations



TimelyCare
Provides 24-hour access to counseling and mental health resources



CBORD Mobile ID – for CS GOLD
Use as your virtual JACard for dining, vending and more



JMU Be Involved
Find student organizations or clubs that match your interests and events to attend throughout the year



JMU UREC
Allows access to UREC facilities and program registration



Duo Mobile
Secure your digital accounts (MyMadison, Zoom, etc.) by using two-factor authentication



PassioGo
Catch a ride on a bus via the Harrisonburg Department of Public Transportation both on and off campus

JMU JARGON

CEVC is Community Engagement & Volunteer Center which connects you to volunteer opportunities.

Chips is a full-service convenience store located near the Bookstore.

D-Hall is an all-you-care-to-eat dining facility, located near the Quad.

Dukes, that's us! Our mascot, Duke Dog.

E-Hall is the all-you-care-to-eat dining facility on the east side of campus.

FLEX is a declining-balance account that you or your family can add money to.

FROGs are First year Orientation Guides who support you during Weeks of Welcome.

GenEd is the General Education Program, see Page 14.

HD is your Hall Director who manages your residence hall.

JACard is your JMU Access Card.

LSS is Learning Success Strategies, an individualized academic coaching program available to all Dukes.

MOAT stands for Madison Orientation Adventure Trips. See Page 19 to learn more and register for a trip.

OPAs, Orientation Peer Advisers, will guide you through Summer Orientation and help run Weeks of Welcome.

PASS stands for Peer Assisted Study Sessions which are student-facilitated academic support.

Quad is the large grassy area in front of Wilson Hall and a popular spot to spend some downtime.

RA is your guide to on-campus living. Your Resident Adviser lives in your residence hall.

SSC is the Student Success Center. This space is full of resources to help you be more efficient, effective and engaged learners with space to study, collaborate and learn.

TDU is Taylor Down Under, a great place to hang out, play a board game with friends or study.

UREC is the University Recreation Center, a facility designed to promote healthy habits and active lifestyles.

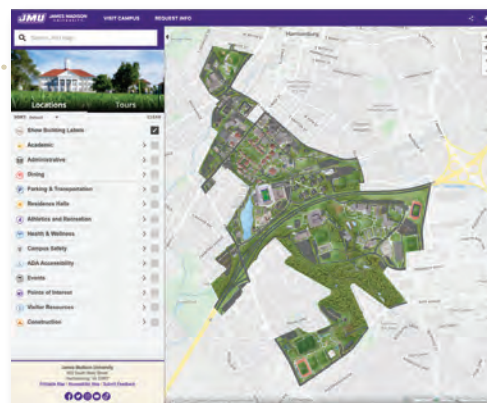
Questions?	Contact	Website	Phone Number
Athletic Ticket Office	athletic-ticket@jmu.edu	jmusports.com	540-568-3853
Card Services	cardsrv@jmu.edu	jmu.edu/cardctr	540-568-6446
Center for Global Engagement		jmu.edu/global	
International Student and Scholar Services	iss@jmu.edu	jmu.edu/global/iss	540-568-6119
Study and Volunteer Abroad	studyabroad@jmu.edu	jmu.edu/global/abroad	540-568-6419
Center for Multicultural Student Services	multicultural@jmu.edu	jmu.edu/multicultural	540-568-6636
Counseling Center		jmu.edu/counselingctr	540-568-6552
General Education Program	gened@jmu.edu	jmu.edu/gened	540-568-2852
Information Technology Help Desk	helpdesk@jmu.edu	jmu.edu/computing/helpdesk	540-568-3555
Office of Orientation & Transition	orientation@jmu.edu	jmu.edu/orientation	540-568-1787
Office of Disability Services	disability-svcs@jmu.edu	jmu.edu/ods	540-568-6705
Office of Financial Aid and Scholarships	fin_aid@jmu.edu	jmu.edu/financialaid	540-568-7820
Office of Residence Life	res-life@jmu.edu	jmu.edu/orl	540-568-4663
Office of the Registrar	registrar@jmu.edu	jmu.edu/registrar	540-568-6281
Sexual Orientation, Gender Identity and Expression	sogie@jmu.edu	jmu.edu/sogie	540-568-2545
Veterans Benefits		jmu.edu/registrar/veterans	540-568-4769
University Advising	firstyearadvising@jmu.edu	jmu.edu/advising	540-568-3457
University Business Office	ubo@jmu.edu	jmu.edu/ubo	540-568-6505
University Health Center	healthctr@jmu.edu	jmu.edu/healthcenter	540-568-6178
University Recreation Center (UREC)	urec@jmu.edu	jmu.edu/recreation	540-568-8732

Campus Map

Our Campus Map is fully digital and interactive, allowing you to select from a number of filters.



WEBSITE: [Interactive Campus Map](#)



Academic Calendar



ACADEMIC
CALENDAR



WEBSITE: [Academic Calendar](#)



Go Dukes!

James Madison University does not discriminate on the basis of race, color, national origin, religion, gender, age, veteran status, political affiliation, sexual orientation or disability with respect to employment or admissions or in connection with its programs or activities. Inquiries or requests for reasonable accommodation of disability may be directed to the activity coordinator or the appropriate university office.

GUESTS AND VISITORS:

Office of Equal Opportunity
540-568-6991 phone

STUDENTS WITH DISABILITIES:

Office of Disability Services
540-568-6705 phone



**JAMES MADISON
UNIVERSITY**

**Office of Orientation
and Transition**

MSC 1010
Student Success Center
Harrisonburg, VA 22807
540-568-1787 phone
orientation@jmu.edu
jmu.edu/orientation
2024