




Campus Safety

JMU Campus Safety 101

- Located in Anthony Seeger Hall, beside the Forbes Center
- Hours of operations
- Contact Information
 - Off Campus: Call 911
 - On Campus: Emergency (540) 568-6911
Non-Emergency (540) 568-6913
 - Emergency Blue Light and call Boxes
 - JMU Shield
 - JACard



JMU Shield



More Information



Student View



Emergency Contacts



Mobile
BlueLight



Friend Walk



Report a Tip



Social Escape



JMU Police
Website



Safety Toolbox



Campus Maps



Take Action
Guidelines



Support
Resources



About / Preferences

Guest View



Emergency Contacts



Safety
Toolbox



Campus
Maps







Support
Resources



About /
Preferences

Harrisonburg-Rockingham Emergency Alerts






HARRISONBURG-ROCKINGHAM
EMERGENCY COMMUNICATIONS CENTER
PUBLIC SAFETY BUILDING 100 N. MAIN ST. HARRISONBURG, VA 22801

HARRISONBURG-ROCKINGHAM EMERGENCY ALERTS

[Sign In](#) [Sign Up](#) [Notifications](#) [Overview](#) [FAQs](#)

[? Help & Answers](#)

Language: Select Language 
Powered by [Google Translate](#)

Sign Up

Create Your Account

All fields marked with * are required.

First Name *

Last Name *

Username *

Password *

Show

Username must be a minimum of 4 acceptable characters. Acceptable characters are: uppercase and lowercase letters, numbers, period, dash (-), underscore (_), and at symbol (@). No other characters or symbols are permitted at this time.

Password must be at least 8 characters long and contain at least one letter and one number. Special characters are limited to: ! @ # \$ % ^ & * ()



Building Trust and Developing Community

James Madison University Police Department

JMU Campus Safety 101

- Sworn in Officers
- Patrolling on campus
- Security cameras
- Partnership with City of Harrisonburg and Rockingham County
- Other Resources:
 - Cadets | Safety Escorts | SafeRides



Personal Safety

- Stay aware and observant of you surrounding- be vigilant, not paranoid.
- Trust your instincts and report any suspicious behavior or activity immediately.
- Keep one earbud or headphone off to remain alert to what's happening around you.
- Always lock your room, especially when going to sleep.
- Keep door codes private and never share you room key with anyone.
- Before opening the door, verify who is there by looking or asking.
- When leaving for a break, double-check that all windows and doors are locked



Report, Report, Report

- Remember to report any suspicious, criminal or unusual behavior to the JMU police department immediately via in person, by phone or the JMU Shield app.
- Reasons for not reporting:
 - Too busy
 - Didn't want to bother the police
 - Didn't think it was important enough
 - Afraid to offend or get involved



*"If you are the first person your student calls,
make sure we are the second"*

Education

- Virginia State requirements
 - Campus safety and emergency preparedness training: Active Shooter Event Preparedness
 - Human trafficking awareness prevention training
- Women's Self Defense



JMU Active Shooter Video



More Information



jmu.edu/police | pd_dispatch@jmu.edu





Download JMU Shield Now

