

Be Involved Download Instructions for iPhone

1. On the App Store, search for "JMU Be Involved" and download the app pictured to the left. Once it has downloaded, launch the app.

Select Hub

Search by name or enter a code

Community Hubs



JMU BeInvolved

Event Hubs



ResLife Training 2025

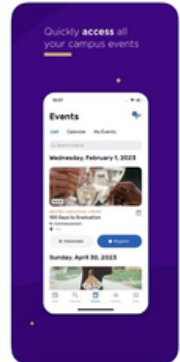
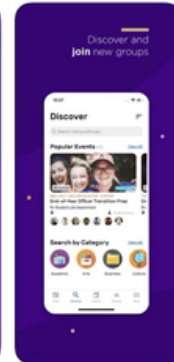


Weeks of Welcome 2025

Search bar with "jmu be involved" and "Cancel" button.



JMU Be Involved
Education
★★★★☆ 91



2. Once you choose a campus, you will be prompted to select a hub. Choose the one named "Weeks of Welcome 2025" under "Event Hubs."

3. You will then be asked to log in. Select "Weeks of Welcome 2025 Login."

Weeks of Welcome 2025 Login

OR

Guest Login

Please enter your email and password to sign in. If you are not able to sign in, please click on the "?" sign to reset your password.

Enter email

Enter password

[Forgot Password?](#)

Login

← Weeks of Welcome 2025 Login

CG

Sign in with your account to access CB ML App Category - Campus_Groups

JMU JAMES MADISON UNIVERSITY

Verify with your password

Password

Verify

Forgot password?

JMU Home Page

Verify with something else

Back to sign in

4. You will be taken to this screen, where you will enter your eID and password. Once you press the purple "Verify" button, you must approve with OKTA. Authenticate the log in attempt to be moved on to the next step.

Friday, August 15

FRI, AUG 15 @ 8 AM - 6 PM EDT
First Year Move-In
By [Orientation and Transition](#)
[See Residence Life Email](#)

FRI, AUG 15 @ 7 PM - 8 PM EDT
Community Time with RA (Friday Move-In Students)
By [Orientation and Transition](#)
[See Your RA](#)

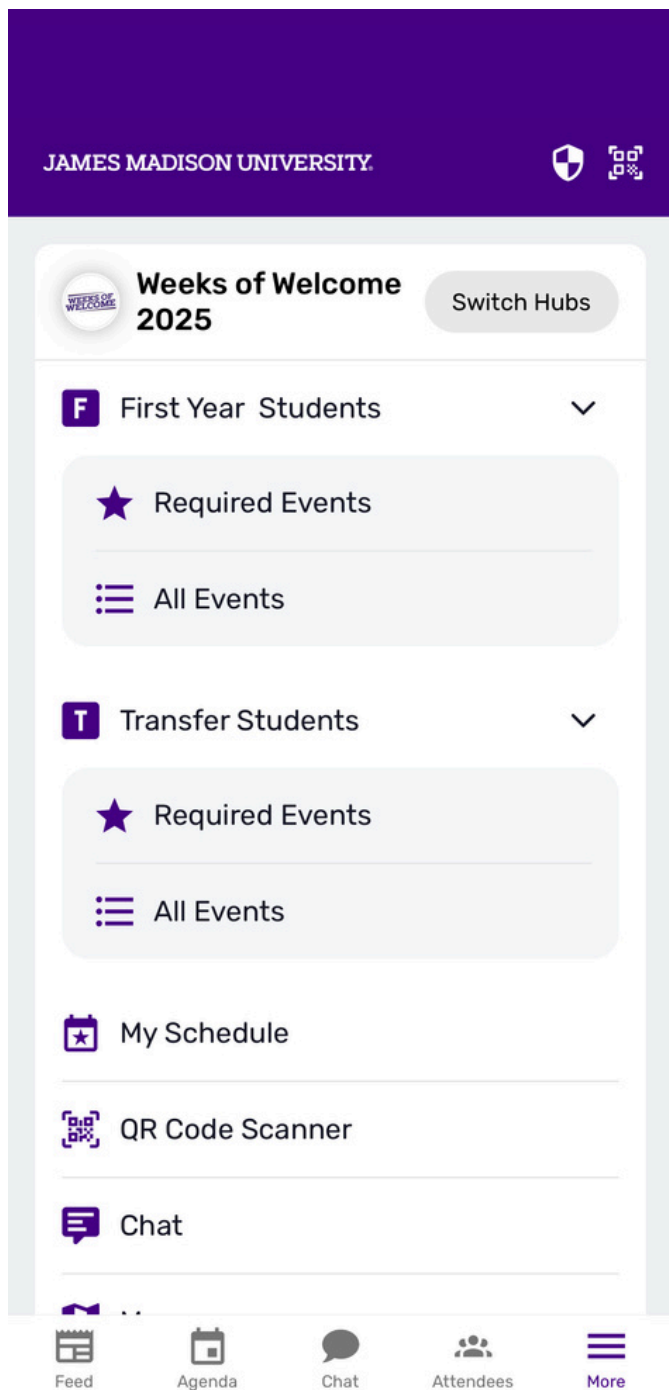
FRI, AUG 15 @ 8 PM - 8:45 PM EDT
WOW 101 (Friday Move-In Students)
By [Orientation and Transition](#)
[See Your FROG](#)

FRI, AUG 15 @ 9 PM - 11:30 PM EDT
Bridgeforth Stadium Movie
By [University Program Board](#)
Bridgeforth Stadium • 11 Attending

FRI, AUG 15 @ 9 PM - 11 PM EDT
Game Night in Taylor Down Under
By [Orientation and Transition](#)

Feed Agenda Chat Attendees **More**

5. First, you will see a list view of all Weeks of Welcome events. Select the "more" tab at the bottom to view first-year or transfer student specific schedules.



6. Here, you can expand the "First Year Students" or "Transfer Students" menu to view a list of required events, as well as a list of all events. If you'd like to see the entire WOW schedule, click on "Full Schedule of Events." You can find the office hours of various campus offices under the "Resources" tab.

Now you're ready for Weeks of Welcome!

If you have any issues, please contact the Office of Orientation & Transition at (540) 568-1787.