



Be Involved Download Instructions for Android



1. In the Google Play Store, search for "JMU Be Involved" and download the app pictured to the left. Once it has downloaded, launch the app.

Select Hub



2. Once you launch the app, you will be prompted to select a hub. Choose the one named "Weeks of Welcome 2025" under "Event Hubs."

Weeks of Welcome 2025 Login

or

Guest Login

Please enter your email and password to sign in. If you are not able to sign in, please click on the "?" sign to reset your password.

Enter email

Enter password


[Forgot Password?](#)

Login


3. After selecting a hub, you will be taken to the login screen shown to the left. Click the purple button at the top that says "Weeks of Welcome 2025 Login."

4. The screen pictured to the right is where you will enter your eID and password. Once you enter your credentials, you must approve with OKTA. Authenticate the log-in attempt to be moved on to the next step.

← Weeks of Welcome 2025 Login



Sign in with your account to access CB ML
App Category - Campus_Groups



By signing in, you are agreeing to our
Acceptable Use Policy

JMU eID

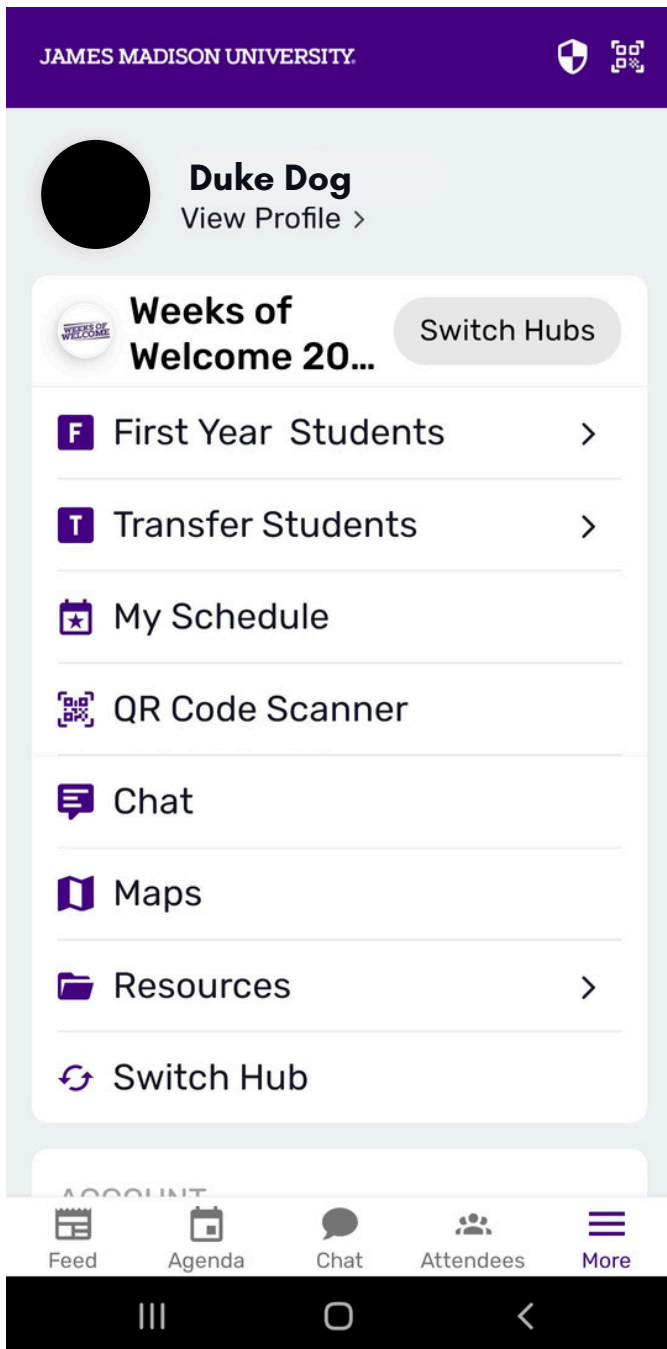
[Next](#)

[Unlock account?](#)

[IT Help Desk](#)

[IT Service Portal](#)

[Privacy Policy](#)



5. Now that you've logged in, you can see the full WOW schedule. If you click "More" along the bottom, you can expand the "First Year Students" or "Transfer Students" menus to view a list of required and optional events. If you'd like to see the entire WOW schedule, click on "Full Schedule of Events."

Now you're ready for Weeks of Welcome!

If you have any issues, please contact the Office of Orientation & Transition at (540) 568-1787.