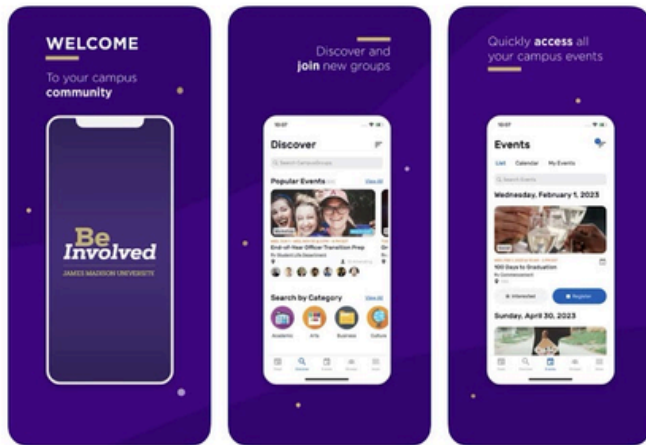
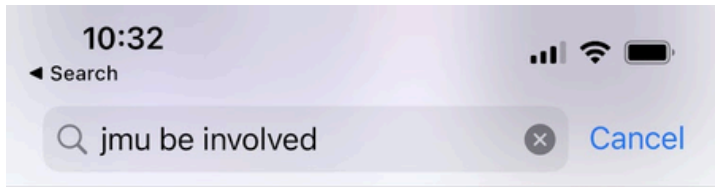


# Be Involved Download Instructions for iPhone

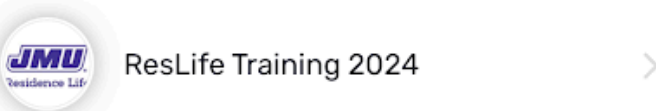
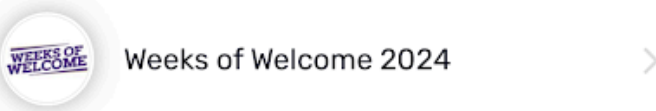


3:42



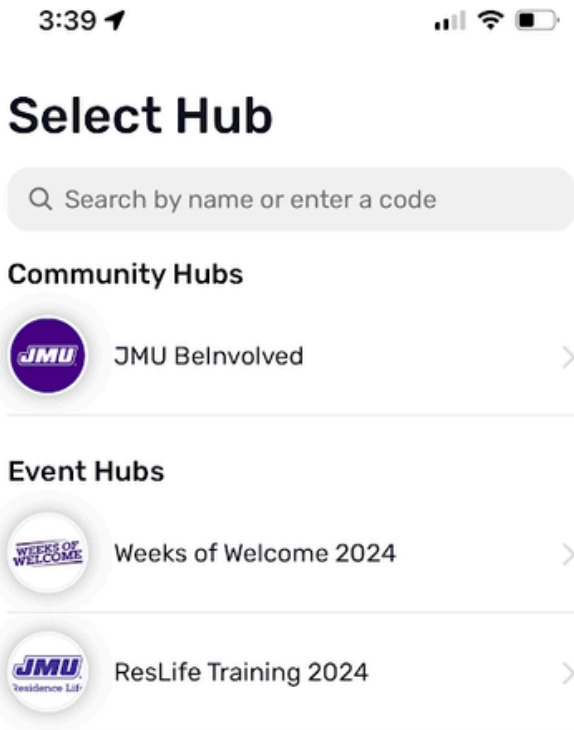
## Choose Campus

Search by name or enter a code

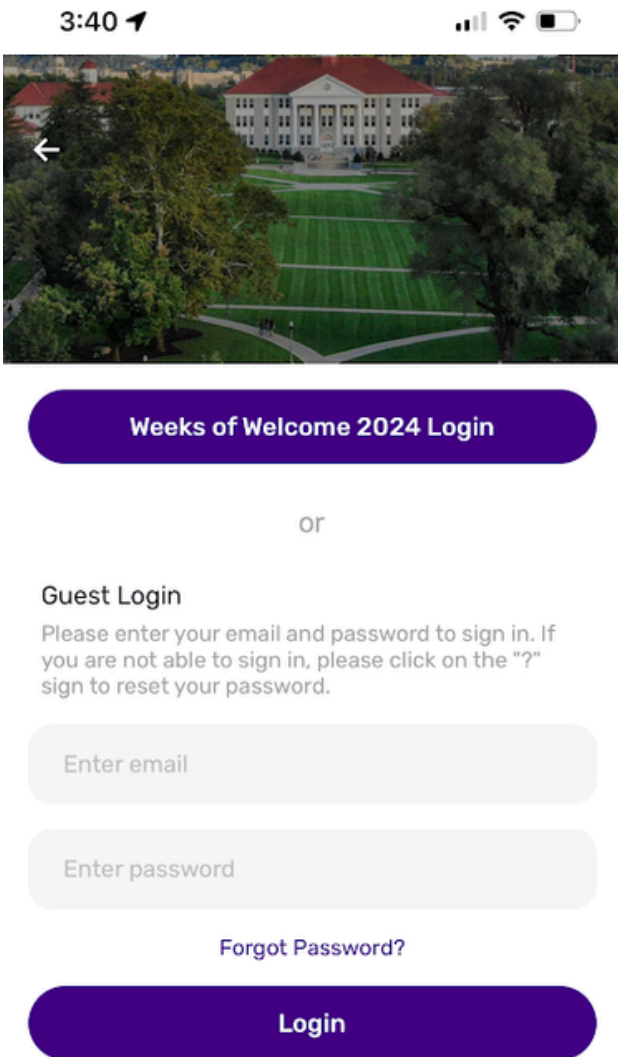


1. On the App Store, search for "JMU Be Involved" and download the app pictured to the left. Once it has downloaded, launch the app.

2. Once you launch the app, you will be prompted to select a campus - both "JMU BelInvolved" and "Weeks of Welcome 2024" will take you to the same place.



**2. Once you choose a campus, you will be prompted to select a hub. Choose the one named "Weeks of Welcome 2024" under "Event Hubs."**



**3. You will then be asked to log in. Select "Weeks of Welcome 2024 Login."**

Log in to CampusGroups SP

**ATTENTION:**

- Duo two-factor authentication is now required for this and many other JMU systems. See [here](#) for a complete list.
- If you have not yet enrolled with Duo, find instructions [here](#). For assistance, contact the IT Help Desk at 540-568-3555, or email [helpdesk@jmu.edu](mailto:helpdesk@jmu.edu)

JMU eID

Password

**Log in**



Friday, August 16



FRI, AUG 16 @ 8 AM - 6 PM EDT  
First Year Move-In  
By James Madison University  
[See Residence Life Email](#)



FRI, AUG 16 @ 6 PM - 7 PM EDT  
First Year Move-In (COPY)  
By James Madison University  
[See Residence Life Email](#)



FRI, AUG 16 @ 7 PM - 8 PM EDT  
Community Time with RA -  
Friday Move-In  
By James Madison University  
[See Your RA • 2 Attending](#)



FRI, AUG 16 @ 8 PM - 8:45 PM EDT  
FROG Group Meeting -  
Friday Move-In  
By James Madison University  
[See Your FROG • 3 Attending](#)



FRI, AUG 16 - SAT, AUG 17 @ 9 PM - 12 AM..  
L8 Sk8  
By James Madison University  
[Festival Ballroom • 1 Attending](#)



Feed



Agenda




Chat



Attendees

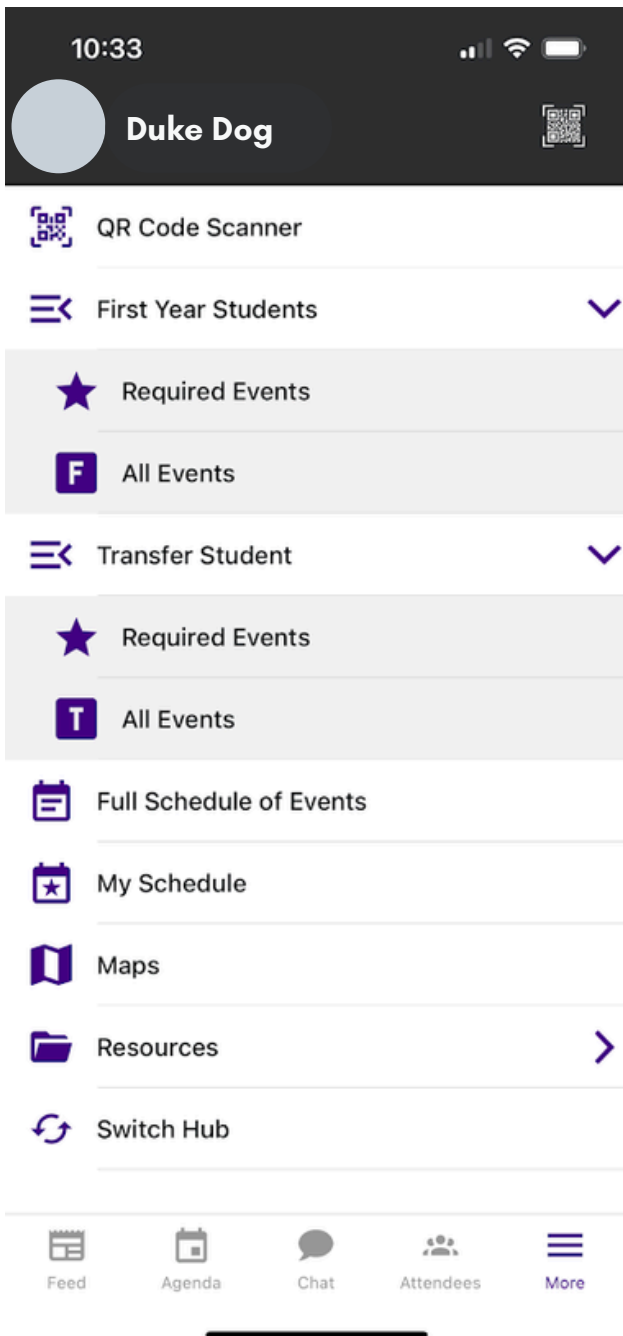


More



**4. You will be taken to this screen, where you will enter your eID and password. Once you press the red "Log in" button, Duo will send you a push notification. Authenticate the log in attempt to be moved on to the next step.**

**5. First, you will see a list view of all Weeks of Welcome events. Select the "more" tab at the bottom to view first year or transfer student specific schedules.**



**5. Here, you can expand the "First Year Students" or "Transfer Students" menu to view a list of required events, as well as a list of all events. If you'd like to see the entire WOW schedule, click on "Full Schedule of Events." You can find the office hours of various campus offices under the "Resources" tab.**

# **Now you're ready for Weeks of Welcome!**

**If you have any issues, please contact the Office of Orientation & Transition at (540) 568-1787.**