

JMU[®]
MARCHING
ROYAL DUKES



Pre-Season Packet



TABLE OF CONTENTS

TOPIC	PAGE
Welcome Letter	3
Camp Opening Day Schedule	4
Housing & Meals	6
Parking	7
Uniforms	7
Required Items/Webstore Info	8
MRD Online Store	9
Marching Shoes (winds/percussion)	9
Camp Schedule & Events	12
First-Year Weeks of Welcome	13
Registering for MUAP 237	14
Stadium Access/Map	14
MRD Campus Map	15
Ultimate Drill Book	16
Music & Audition Info (winds only)	18
Early Arrival Details (on-campus)	20
MRD Season Schedule	23



2025 SEASON

Welcome!

GREETINGS and WELCOME to the 2025 JMU MARCHING ROYAL DUKES!

We would like to welcome all of you to "Virginia's Finest," and one of America's favorite college band programs! For those of you returning, welcome back. And, for those who will be joining us for the first time, we welcome you to one of the largest and most outstanding traditions on our campus, the **JMU Marching Royal Dukes!** We are looking forward to starting our 54th season with another fall filled with exciting performances and events, and we are glad you will be a part of it!

In this packet (and on the MRD website) you will find details about our pre-season camp, campus move-in procedures, dining/meal information, uniform and equipment information, season music, audition details (for winds), performance/game schedule, the Ultimate Drill Book app, MRD rehearsal details, and other important details about our season ahead. **If you have any questions about the upcoming MRD season, please email MarchingRoyalDukes@jmu.edu or call the JMU Band Office at (540) 568-6656.**

PLEASE VISIT THE MRD WEBSITE to view this information, download show music, and explore more links provided about camp and the season ahead.

Again, we hope you share our excitement for the upcoming season. We welcome all of you to the 2025 edition of the **JMU Marching Royal Dukes**, and look forward to seeing you at our **Pre-Season Camp starting on Wednesday, August 13.**

GO DUKES!

CAMP REGISTRATION

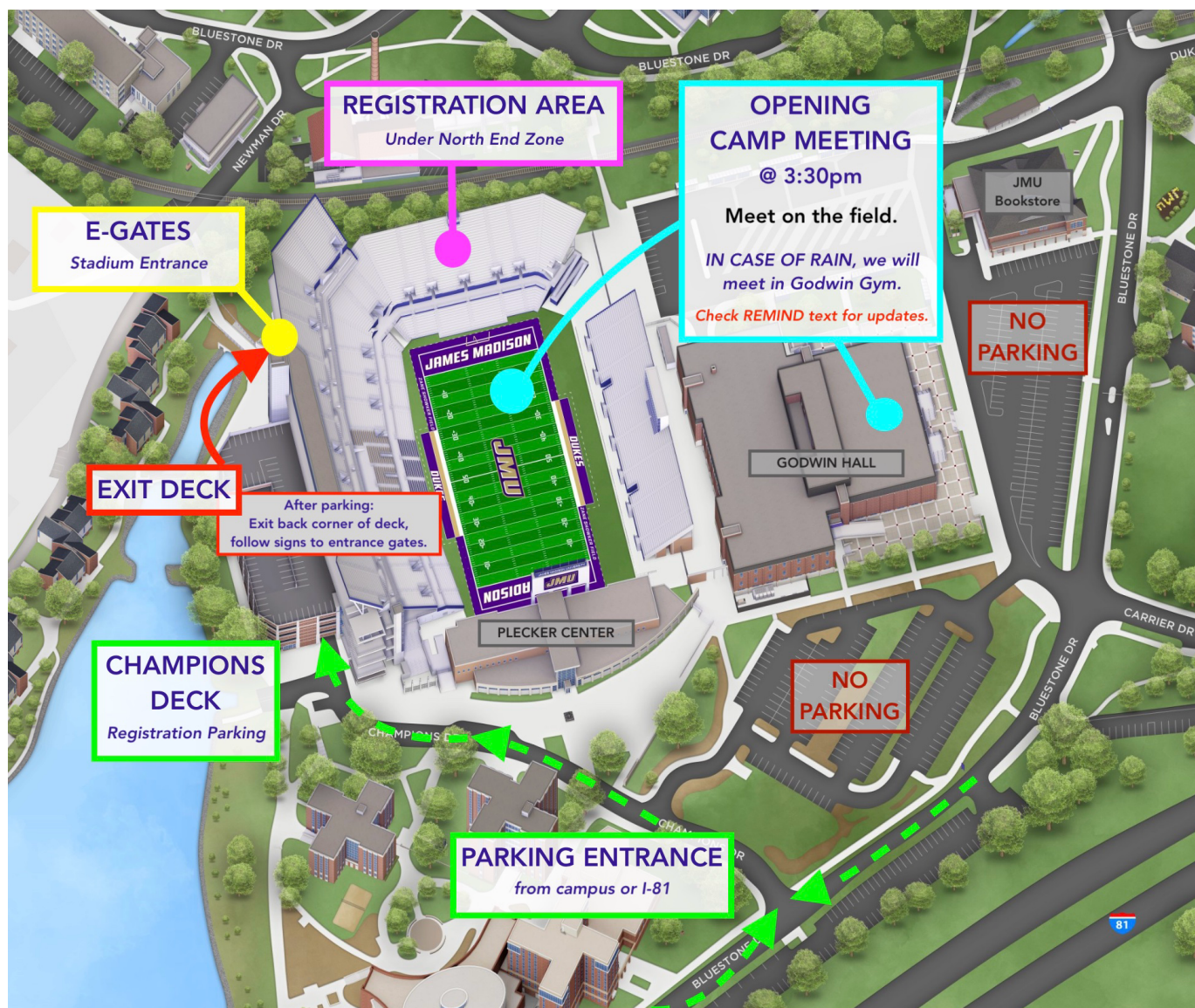
All MRD members will register for camp between 10:00am and 2pm. Registration will take place at the JMU Bridgeforth Stadium (see map below). Parking is available in the Champions Parking Deck adjacent to the stadium.

10am-Noon MEMBERS LIVING OFF CAMPUS Check-In

Noon-2pm MEMBERS LIVING ON CAMPUS Check-In

IF YOU ARE LIVING ON CAMPUS THIS YEAR, PLEASE SEE THE "EARLY ARRIVAL INFORMATION" LATER IN THIS DOCUMENT.

GPS ADDRESS: 280 Champions Drive, Harrisonburg, VA 22807



INSTRUMENTS – EQUIPMENT – UNIFORMS

MELLOPHONES, TROMBONES, BARITONES, TUBAS: After you register, you will check-out your MRD instrument at the MRD Storage Room (located by E-Gates/registration entrance).

Note: You will leave your instrument at the storage room/ designated area until needed after dinner.

GUARD: After you register, you will check-out your MRD equipment and receive your ordered items from the guard staff at the MRD Storage Room (located by E-Gates/registration entrance).

RETURNING MEMBERS ONLY: If you requested to receive your uniform (or part thereof) from the previous season, please plan to stop by the Godwin Uniform Storage Rooms (located on FIRST floor of Godwin Hall (lower level)) to pick this up BEFORE the opening meeting @ 3:30pm.

NOTE: All other uniforms will be distributed during/after MRD camp – a schedule will be provided.

OPENING CAMP MEETING


- 3:30pm OPENING CAMP MEETING @ Bridgeforth Stadium
- ALL MRDs
 - *WIND PLAYERS: Instruments will not be played at this meeting, but . . . bring yours with you as we will need them immediately after dinner. There will be assigned spaces at the stadium for storage during dinner.*

IN CASE OF RAIN: We will meet at Godwin Gym (check REMIND texts for updates)

- 4:30pm Dismiss to sectional locations + Dinner @ D-Hall (swipe w/JACard)

FIRST EVENING SESSION

- 6:30pm After dinner, members report to SECTIONAL locations with instruments/music.
- *Winds @ Stadium or other assigned locations*
 - *Percussion @ Stadium*
 - *Guard @ Football Grass Field*
- 10:00pm ALL @ stadium – Meeting, Full Music, & Dismissal



HOUSING DURING CAMP

ON-CAMPUS: If you are living in a JMU residence hall during the 2025-26 school year, you will move into your permanent dorm room for the year. **YOU WILL CHECK-IN AT YOUR RESIDENCE HALL BETWEEN 9am and Noon ON WEDNESDAY, AUGUST 13.** Your Resident Adviser (R.A.) will be available to assist. Any questions about the move-in process should be addressed directly with the Office of Residence Life – make sure to indicate that you are a member of the Marching Royal Dukes: (540) 568-4663.

OFF-CAMPUS: If you are living off campus during the 2025-26 school year, **HOUSING WILL NOT BE PROVIDED** for you during band camp. **THERE CAN BE NO EXCEPTIONS TO THIS.** Please plan accordingly, and make sure your complex/landlord is anticipating your arrival by Wednesday, August 13.

MEALS DURING CAMP

Meals for all MRDs will begin at DINNER on WEDNESDAY, August 13.

Meals ("swipes") will be loaded onto individual JACards. You will use your student ID to swipe into meals during camp:

- **FIRST-YEAR STUDENTS:** You will begin using your regular meal plan at dinner on Friday.
- **ALL OTHERS:** The band office will provide meals on your JACard through dinner on Monday.
- If family/friends wish to have lunch with you during the first day of camp (between registration and move-in), they are welcome to purchase a meal ticket at D-Hall.

NOTE: If you do not have a JMU ID (i.e. BRCC, EMU, staff, etc.), you receive an email with details about how you will receive your meals during camp.

IMPORTANT INFORMATION ABOUT CAMP MEALS

- Once we submit our camp roster to dining services in July, we are committed to pay for all of your meals during camp week.
- If you register for the MRDs (either via the online form or by registering for MUAP237), but do not show up for camp or decide to drop the MRDs for any reason before the end of the semester, you will be charged for all meals provided during camp week.
- If you audition into an alternate position, you are considered a part of the Marching Royal Dukes and will be required to pay for the meals if you decide to drop band.
- The cost of your meals will be charged to your student account if you drop band.
- If this is not paid by December 15, 2025, a hold will be placed on your records.
- If you drop band for a medical reason, you must have a signed medical note from your physician explaining the condition and restrictions.

QUESTIONS about this policy must be addressed with the program directors.

PARKING ON CAMPUS

If you are planning to park your vehicle on campus during the school year, it must be registered with JMU Parking Services by the first day of classes (August 21).

- All students who will have a vehicle on campus must have registered their vehicle and purchased the appropriate parking permit.
- If you have a valid permit from last year (2024-25), please double-check the expiration date.
- If you are not planning to purchase a semester permit, but need parking access during camp, please contact Parking Services – they will inform you of your best option(s).
- Commuter/student permits are virtual and can be obtained by visiting:
<https://www.jmu.edu/parking/index.shtml>
- All STUDENTS should park in COMMUTER lots/spots. For MRD practices: Champions Parking Deck, Warsaw Parking Deck, R-1 (by football grass).

THE JMU BAND OFFICE WILL NOT BE REPOSNSIBLE FOR PARKING TICKETS RECEIVED DURING OUR PRE-SEASON CAMP/DURING THE SEASON . . . sorry! (not sorry)

UNIFORMS

All MRDs will be provided with a complete uniform for the season. For WINDS & PERCUSSION this will include: Jacket, Bibbers, Shako, Plume, White Gloves (2-pairs), rain jacket, garment bag.

INDIVIDUALS WILL NEED TO PROVIDE THEIR OWN: Black Marching Shoes & Black Socks *(See additional details below in the "Required Items" section)*

RETURNING MEMBERS who indicated they wanted to receive their uniform from the previous season should plan to pick theirs up at the MRD UNIFORM STORAGE ROOM @ Godwin Hall (first level) at some point during MRD registration on Wednesday, August 13 (10am-2pm). ALL OTHERS will be fitted during our camp week/first week of classes.



UNIFORM MEASUREMENTS NEEDED

RETURNING WIND/PERCUSSION MEMBERS who requested a new uniform (jacket, bibbers, or both) and **ALL NEW WIND & PERCUSSION MEMBERS** will need to provide measurements by completing our uniform info form:

<https://forms.gle/HsEBVQNJzMi9baWx7>

A detailed schedule for **uniform distribution** will be provided at camp registration – please check your email for updates.

GUARD UNIFORM DISTRIBUTION: ALL MRD guard members will be fitted for their uniforms after the Block Party performance on August 23 – Times TBA.



REQUIRED ITEMS FOR THE 2025 SEASON

ALL MRDs are required to have specific uniform and equipment/accessory items to participate this season. Please review this information carefully to make sure you are arriving to camp with the necessary items for your instrument/section.

ITEMS PROVIDED TO MEMBERS

ALL MEMBERS WILL RECEIVE: MRD Water Bottle, Lanyard, Drawstring Backpack, Ear Plugs, as well as a Cooling Towel and Purple MRD T-shirt (New 2025).

ALL NEW MEMBERS** WILL RECEIVE:

- MRD T-Shirt
- MRD Long-Sleeve T-Shirt
- MRD Baseball Cap
- **These will be provided @ start of season – NO ORDERING IS NECESSARY.**

WIND PLAYERS WILL RECEIVE 2 pairs of white gloves (at uniform distribution).

****RETURNING MEMBERS** are ENCOURAGED to order additional/replacement MRD shirts/caps from the MRD online store (link will be emailed).

REQUIRED ITEMS FOR MEMBERS TO PROVIDE

ALL WIND/PERCUSSION MEMBERS ARE REQUIRED TO PROVIDE THEIR OWN:

- **BLACK** Warm-up Pants and/or athletic shorts (no stripe): for game days/travel
- **BLACK** Khaki/Cotton Shorts: for non-uniform performances
- **BLACK** marching shoes (see details below)
- **BLACK** socks (mid-calf or knee-high)

GUARD MEMBERS ARE REQUIRED TO PROVIDE:

- Black dance shoes (details provided by guard staff).
- Black pants/top for game days/travel (details will be provided by guard staff)
- Additional items ordered at auditions/required of all guard members

MRD ONLINE STORE

For members, family, friends, and alumni . . .

For members who want to purchase additional REQUIRED items or FAMILY/FRIENDS/ALUMNI who are interested in (non-required) MRD merchandise: hoodies, t-shirts, quarter zips, hats, souvenir items, etc. . . .

*The MRD STORE will be available through **SATURDAY, August 16**. Orders can be delivered to the JMU Band Office or shipped directly to home addresses.*

<https://jmu-marching-royal-dukes-2025-fall-apparel.itemorder.com/shop/home/>

IF YOU ALREADY OWN A PAIR OF BLACK MARCHING SHOES . . .

1. These must be SPECIFICALLY DESIGNED FOR MARCHING.
2. These must be FLAT BLACK (no patent leather (i.e. not shiny))
3. They must be in GOOD shape – no significant/visible damage. No holes.
4. BLACK ATHLETIC SHOES ARE NOT ACCEPTABLE.

If you have any questions about your shoes, please feel free to bring them to MRD registration to get a staff member's approval.

If you need to purchase a new pair, order these ASAP so they can be delivered to you prior to the start of our season. You will need them by the first game.

MARCHING SHOE RECOMMENDATIONS

Drillmasters – www.drillmaster.com



Style Plus – “Pinnacle” or “Impact” designs – www.styleplusband.com



Dinkles – “Vanguard” or “Glide” designs – www.dinkles.com



Please note that the above shoes are just recommendations. You should consider purchasing your shoes from the most convenient location and for the best price.

ADDITIONAL REQUIRED ITEMS FOR WIND PLAYERS

The items below are required for certain sections in the band. Please review this information carefully and make sure to place your order(s) in time to have these items with you for MRD Camp, August 13.

WW & BRASS: LYRES

LYRES: ALL WIND PLAYERS . . . well, almost all winds (Flute/Pic and Tuba are excluded) must provide their own lyre for use during stand band with flip folders. **Note: Flip Folders are provided.**

ALL MRD MUSIC is distributed in print and also available electronically. If you prefer accessing your music on your phone, please consider the **eFlip Lyre Accessory**



BRASS PLAYERS – Trumpet, Mellophone, Trombone, & Baritone

BERP: Each member of the MRD brass section should own their own **Berp** to be used during rehearsals for buzzing. They attach universally to any lead pipe. These can be found online and at most music stores.



TOWELS: Mellophones, Baritones, and Tubas are **REQUIRED** to provide a towel to use when placing your school instrument on the ground – these will also be useful to keep your horns clean/dry. *It is recommended that Trumpets and Trombones also bring one to use when necessary.*

VALVE OIL/SLIDE GREASE: Please make sure to have the necessary valve oil and/or slide grease with you. Consider having enough for the entire season.

And then . . . remember to use it regularly!!!

BRASS MOUTHPIECES

All brass players must provide their own mouthpiece(s). For those using university instruments (Mellophone, Trombone, Baritone, Tuba) please see below:

Mellophone: Please purchase a Mellophone mouthpiece – **Yamaha MP14F4**. Trumpet mouthpieces or Horn mouthpieces with an adaptor are not acceptable.

Trombone/Baritone: Large Bore mouthpiece – **Bach 6 ½ AL** or **Bach 5G** are recommended

Tuba: Any tuba mouthpiece will work. The **Conn Helleberg** is recommended – a good, quality mouthpiece that is affordable. Also, the **Bach 24AW** is a quality, affordable mouthpiece to consider.

SAXES & CLARINETS

REEDS: Please make sure you have a selection of appropriate reeds with you. It is recommended, due to the number of rehearsals and performances as well as the changing weather conditions, that you have at least 3 or 4 reeds to choose from at all times. Please have these in some type of reed case in order to protect them in your case during the seasons.

USING THE SAME REED ALL SEASON IS NOT ACCEPTABLE (unless you have a quality synthetic reed): A good sound, even on a “marching” horn, can only be created with good equipment, a quality mouthpiece, ligature, and reed.

MUSIC STANDS

The Marching Royal Dukes will provide music stands for every member to be used during rehearsals. The Marching Royal Dukes has a limited inventory of folding music stands for members to use during rehearsals. Digital copies of all music will be available on a shared drive, however, **individuals are encouraged to bring their own portable folding music stand (in case there aren't enough available)**. It is the responsibility of each member to make sure to have a stand with them at all rehearsals. **The replacement cost of lost/missing MRD stands will be charged to student accounts if not returned at the end season.**

REMIND TEXTING

All members of the JMU Marching Royal Dukes will use the REMIND group text system to receive important daily messages/announcements.

Expect to receive an email/text invitation to join the “class” during the week prior to MRD camp. Please accept this ASAP. We will begin texting the system and sending important messages during the week prior to our pre-season camp.

ULTIMATE DRILL BOOK APP

The Marching Royal Dukes use the Ultimate Drill Book Pro app for a convenient, reliable, and informative drill-learning experience. All members (with the exception of Front Ensemble) should have this app installed on their phone prior to the start of MRD camp. This app is FREE.

More specific information, including registration/log-in details will be emailed and available on the MRD website prior to camp, and also in your pre-season camp packet.

PROTECTING YOUR PERSONAL ITEMS!

Because the MRDs will rehearse rain-or-shine and we use our cell phones for learning drill and music, please plan for how you will PROTECT YOUR INSTRUMENT/PHONE from the elements. Please consider:

- Bring clear plastic/Ziploc bags for your phone, have extra in your case/backpack.
- Put a few kitchen trash bags in your instrument case to use if it starts raining at rehearsal. Larger 33-gallon trash bags also double as convenient rain ponchos in a pinch (hint-hint).
- Keep some plastic rain ponchos/rain jacket/mall umbrella in your instrument case/backpack to have available at all times

NOTE: During MRD pre-season camp, you might consider an extra pair of socks/change of shoes in case we are caught in rain during rehearsals.

CAMP SCHEDULE

Please review the information below, specific to our season schedules. Also, please note that **ALL SCHEDULES ARE SUBJECT TO CHANGE.**

ABBREVIATED CAMP SCHEDULE

The MRD Camp Schedule will follow this basic outline each day, with a few exceptions (listed below):

WEDNESDAY, August 13: Opening Day

10am-2pm Camp Check-In
3:30pm Opening Meeting
6:30pm First Evening Rehearsal
Music Auditions (*winds only*)

THURSDAY, August 14 – SATURDAY, August 16

7-8:15am Breakfast
8:30am Morning Sessions
11:30am Lunch
1:00pm Afternoon Sessions
5:00pm Dinner Break
6:30pm Evening Sessions
9:30pm(est.) Camp Closing

SUNDAY, August 17 – TUESDAY, August 19

Morning/Afternoon Off (Orientation Conflicts)
Evening Rehearsal/Performances (TBA)

IMPORTANT CAMP EVENTS

WEDNESDAY, August 13

- Uniform Distribution for all returning members (2024 uniform) @ Godwin Hall

SUNDAY, August 17

- "Weeks Of Welcome" Orientation programming begins for all new members (schedule provided)
- Performance @ Opening Convocation (4pm)
- Returning Member Uniform Fitting

TUESDAY, August 19

- MRD Performance @ Pep Rally (8pm)

WEDNESDAY, August 20: FALL CLASSES BEGIN!

- First REGULAR full MRD rehearsal @ stadium (6-7:30pm)
- Uniform Fitting/Distribution for NEW Members (all week – schedule will be provided)

SATURDAY, August 23:

- BLOCK PARTY PERFORMANCE (2-4pm) – Downtown Harrisonburg
- MRD Guard Uniform Fitting (following parade performance)

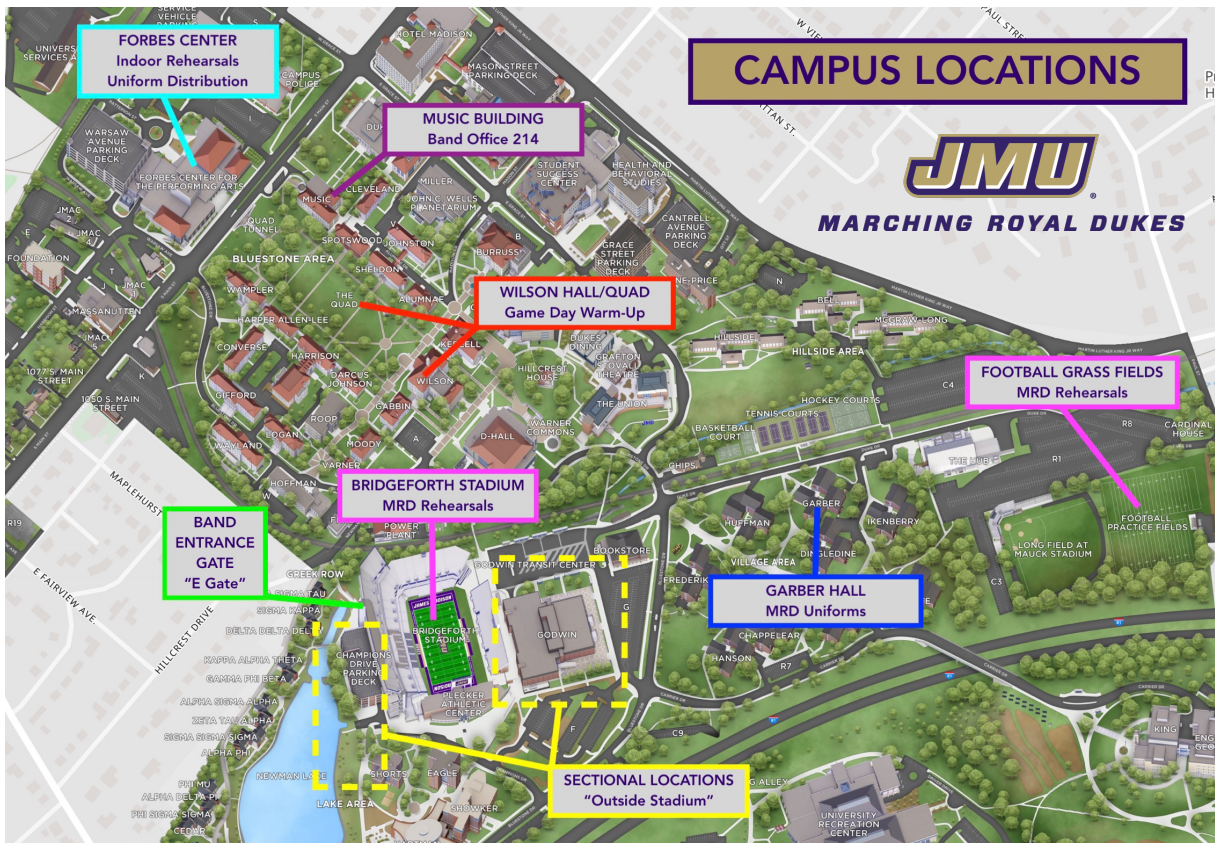
FIRST YEAR "Weeks of Welcome" SCHEDULE

The JMU Band Office works with the Office of Orientation to accommodate the needs of all incoming students. **AN ORIENTATION SCHEDULE FOR ALL MRD FRESHMEN WILL BE PROVIDED IN YOUR MRD CAMP PACKET (and e-mailed if available sooner).** This will specify exactly which Orientation Events you are required to attend. You can also visit www.jmu.edu/orientation for more information or contact us with any questions. **TRANSFER STUDENTS** should speak with their transfer advisor about orientation items.

2025 MRD SEASON SCHEDULE

Please review the **MRD SEASON SCHEDULE** carefully and mark ALL PERFORMANCES (including game days, trips, special events, etc.) in your calendars **NOW!!** The success of the JMU Marching Royal Dukes depends on 100% attendance. Please begin your season preparations by ensuring that there are no schedule conflicts or anticipated attendance issues. *The full schedule is located at the end of this document. NOTE: Our performance schedule is always subject to change.*

REGULAR REHEARSALS: Locations & Times



ALL MRD REHEARSALS are held at Bridgeforth Stadium and/or Football Grass Fields

- **Mondays:** Sectionals (*locations outside stadium/TBD*) 6-7:30pm
- **Tuesdays, Wednesdays, Thursdays:** Full Rehearsals 6-7:30pm.
- **Fridays:** We will only have Friday rehearsal (6-7:30pm) if we have a game or performance scheduled on Saturday.
- Make sure to consult the MRD Schedule when making weekend plans.

REGISTERING FOR MUAP 237

ALL MRD MEMBERS OF THE JMU MARCHING ROYAL DUKES MUST BE REGISTERED FOR MUAP 237 BY THE FIRST REGULAR REHEARSAL on WEDNESDAY, August 20.

If you have a class conflict and are unable to register, you need to visit the MRD website for specific instructions about e-mailing the registrar to resolve your conflict.

RETURNING Members: Section 0001

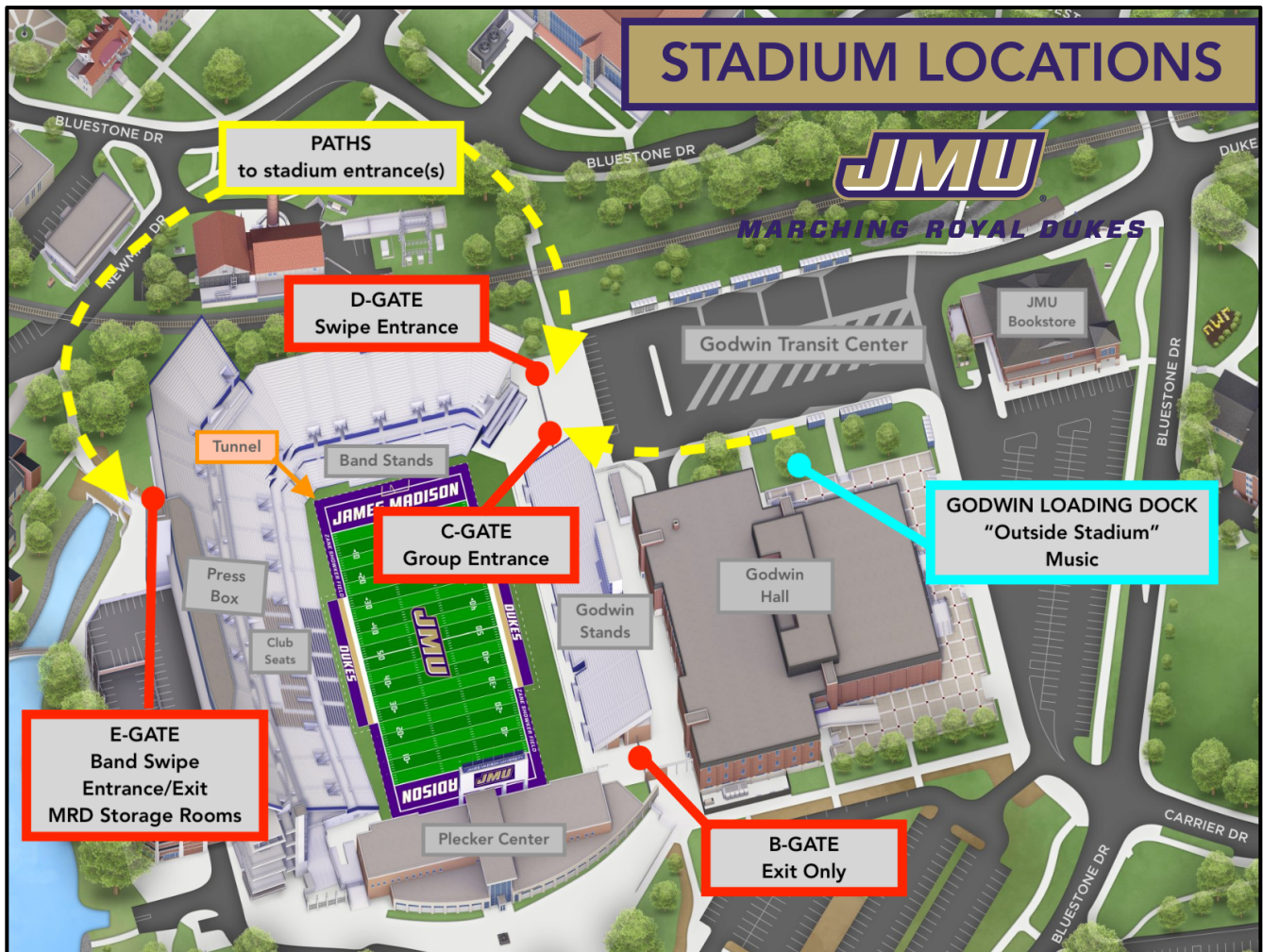
DUKETTES Only: Section 0002 (permission needed)

NEW Members: Section 0003

STADIUM ACCESS

ALL MRD MEMBERS will have swipe access (JACard) to the E- and D-Gates to enter/exit the stadium.

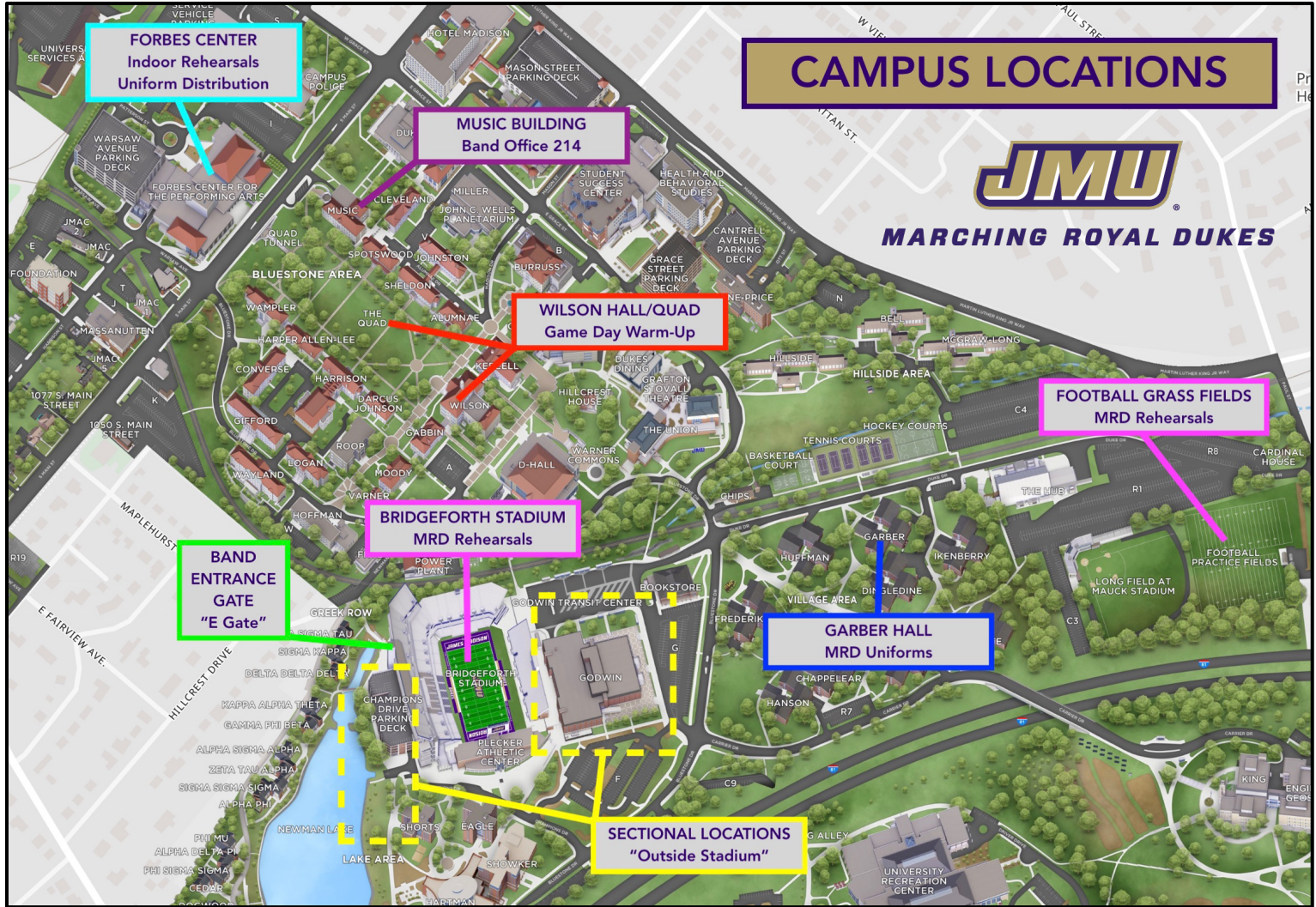
- Entrance should be limited to those two gates only.
- If you need access to the MRD storage rooms (or coming from main campus), please use E-Gate.
- If you need access from D-Hall/Godwin/The Village area/Eagle/Showker (or are coming from East Campus), please use D-Gate.
- Please exit from those same gates – and make sure they close behind you.
- DO NOT prop or leave any gate open (*even if you know members will be entering/exiting after you*).



MRD CAMPUS MAP

Please see the MRD map below for designated MRD locations during band camp and the regular season.

A full campus parking map is also available on the JMU website at: www.jmu.edu/map



ADDITIONAL DOCUMENTS

Please see below for information specific to the following:

1. FOR ALL MRDs: 2025 Season Schedule (7.27.24)
2. FOR ALL MRDs: Ultimate Drill Book Information
3. FOR WIND PLAYERS: Music & Audition Information
4. FOR MEMBERS LIVING ON-CAMPUS : Early Arrival/Campus Move-In Details



- REQUIRED FOR ALL MRD MEMBERS -

Please review the instructions below and make sure you have UDB installed on your phone and activate your subscription prior to arriving at MRD Camp.

HOW TO GET IT

ALL MRDs need to download the NEWEST VERSION of the UDB App – even if you’ve used it before, please make sure you have the most recent version.



!!! THE APP IS FREE FOR YOU !!!

CURRENT USERS: If you already have the UDB App.

1. Log into your UDBapp account
2. Tap the 3 dots in the top left hand corner of the home screen
3. Tap "+ Add Ensemble"
4. Enter the appropriate codes (below) ↩

NEW USERS: Creating Your Account

Once you download the app from the App Store/Google Play, you will need to create an account and log into the MRD subscription.

1. Download UDBapp Pro from the app store.
2. Tap "**Don't have an account? Sign-up**"
3. Enter Ensemble Code: **jmu25g115**
4. Enter Ensemble Password: **jmu25g962pe**
5. Create a new personal account to use with UDBapp

Please UPLOAD A CLEAR PROFILE PICTURE of yourself so our staff can accurately identify you for effective teaching during rehearsals.

TUTORIALS

To learn more about using the app, please visit the UDB YouTube Tutorials to review some of the helpful videos they have posted.

<https://www.youtube.com/playlist?list=PL841FE2bW-wtNekXXMEjjRyztGzXjFsNE>

RESOURCES

Consider visiting the links below to become more familiar with the app . . . even if you've used it before, you may find these helpful:

[ULTIMATE DRILL BOOK Help Center](#): Set Up Guides, Best Practices, Tutorial Videos.

[UDB Facebook Users Group](#): Chat with UDB users

[LIVE HELP](#): Online chat, email, or phone.

PREPARE FOR USING THE APP

1. Make sure your phone is sufficiently charged.
2. Make sure to open the app and UPDATE/REFRESH drill files.
3. We will be using our phone at all rehearsals (*rain or shine*),

Please make sure to have clear plastic Ziploc bags with you AT ALL TIMES in order to protect your device from potential weather conditions. Consider keeping extras in your case/bag.



MUSIC & AUDITION INFORMATION

For WIND Players Only

WIND PLAYERS should become familiar with the music included in your section's pre-season packets PRIOR to arriving:

JMU Fight Song

JMU School Song

Get It On

Start Wearing Purple

MRD Chorale: Salvation is Created

WHEN REVIEWING YOUR MUSIC PACKET:

1. You should have all of the music listed above.
2. Some tunes may have multiple pages. While this should be clearly marked, please be aware if you are printing the parts, making sure the pages stay in the correct order.
3. If there are divided parts for your instrument/section, all parts will be included in the packet.

Please chose to prepare the part you feel is most appropriate for your range/ability. MEMORIZATION IS NOT REQUIRED.

AUDITION INFORMATION – FOR WIND PLAYERS

ALL MRD WIND PLAYERS will participate in a MUSIC and VISUAL screening process during pre-season camp. The results will be used to determine part division for music in each section, as well as marching assignments for our halftime shows drill.

At JMU, ALL MRD members will have a charted spot in our Pregame Show. For our Halftime Shows, a specific instrumentation is determined prior to camp. Each section will be assigned a number of Alternate Pairs for the season to create a balanced instrumentation and drill presentation. (see below)

MUSIC AUDITIONS

Music auditions for all wind players will be held on WEDNESDAY, August 13.

This screening will consist of selected music from the camp packet.

MUSIC AUDITIONS will consist of:

- Excerpts from the JMU Fight Song and the School Song
- Section Leaders may also choose short passages from Get It On or Start Wearing Purple
- A scale for range
- **Music does NOT have to be memorized**



MARCHING AUDITIONS

Marching Auditions will take place during the full days of camp (August 15, 16, 17).

MARCHING AUDITIONS will consist of:

- Basic marching technique: horn/body posture, forward/backward marching
- Box Drill (will be reviewed prior to auditions)
- Marching and playing (B-flat scale and/or fight song)
- **NOTE: All marching techniques will be taught/reviewed with your section and the full band prior to beginning auditions – please don't stress about this process.**

ALTERNATE PAIR SYSTEM (winds only)

The MRDs implement a system of ALTERNATE PAIRS for our halftime show drill. This has been designed to help us create a balanced instrumentation for our halftime shows, address the varying levels of ability and experience of our members, and ensure that all wind players have the opportunity to perform, while continuing to improve their marching and music skills.

- Each section will be assigned a specific number of Alternate Pairs (based on instrumentation).
- Each Alternate Pair will share one charted marching spot during the season and will alternate Halftime and Postgame performances.
- During rehearsals the pairs will shadow each other, alternating reps, or (depending upon the written drill) possibly alternate on/off the field if space and intervals becomes an issue.
- Section Leadership and/or staff may choose to re-audition sections during the season depending on spots available, progress of individuals, attendance, etc.



EARLY ARRIVAL INFORMATION 2025

FOR MRDs LIVING ON-CAMPUS

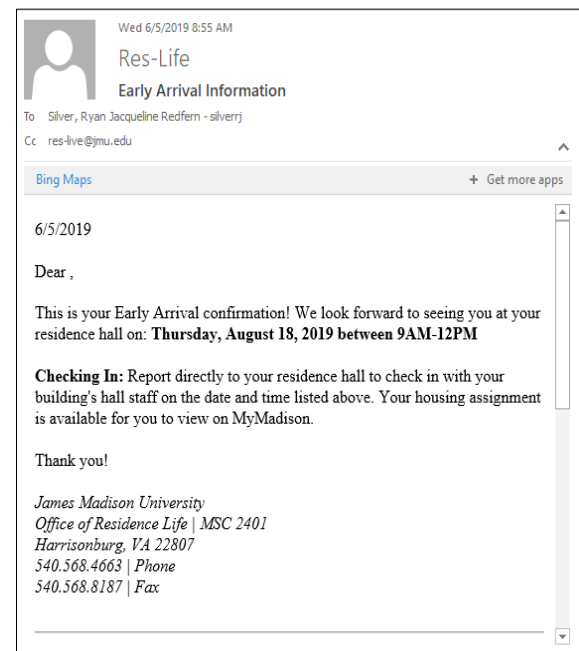
Below is information for all MRD members living ON CAMPUS. Please review these details carefully to prepare for your move on August 13.

IMPORTANT

THIS IS NOT A CONFIRMATION OF YOUR ARRIVAL
Move-in Authorizations will be e-mailed August 1.

If you are living on-campus and completed the MRD Membership Form by July 22:

- Your name was submitted to the Office of Residence Life (ORL) to be scheduled for early move-in.
- You will be moving into your assigned dorm/room for the school year.
- You should receive your official move-in confirmation via e-mail from the ORL by August 1.
- Please check your @dukes e-mail for this notification and make sure it indicates **WEDNESDAY, August 13** as your assigned move-in date.



If you don't receive confirmation by August 7 or your move-in date is not August 13, please contact ORL directly.

All MRD members should be moving into their permanent residence hall on **WEDNESDAY, August 13, 9am-Noon**.

NOTE: Moving into your residence hall and registering for MRD camp are **TWO SEPARATE PROCESSES**. Please plan to take care of checking-in/moving into your dorm in the morning. You can register for MRD camp in the afternoon (as scheduled).

HOUSING & MOVE-IN DETAILS

When you arrive to campus, you will arrive directly to your residence hall and check-in with hall staff. Please consider visiting the ORL website for helpful details about the move-in process:

<https://www.jmu.edu/orl/move-in/index.shtml>

MOVE-IN ASSISTANCE

JMU does not provide a staff to assist with early-arrival move-in, but volunteers from the MRDs, MRD Alumni, and School of Music Student Organizations will be available around campus to assist as much as possible. Please plan accordingly.

MEAL PLANS

Meals are provided for ALL MRD members during our pre-season camp.

These will be programmed to each individual's student account, and you will use your JACard to swipe into all meals (even before official meal plans begin).

Please become familiar with the JMU Dining Services offerings, hours, and services by visiting their website: <https://jmu.campusdish.com/>

INTERNET

JMU provides complimentary WiFi for students, faculty, and staff on campus. However, if you are living ON-campus you will need to access two systems: "Official Wireless" (general campus buildings) and "ResNet" (in dorms). Please visit the JMU IT Student Computing Quick Start page for more details:

<https://www.jmu.edu/computing/quick/students.shtml>

PARKING ON CAMPUS

If you are planning to park your vehicle on campus during the school year, it must be registered with JMU Parking Services by the first day of classes (August 23). Please visit the parking website for more information and to register for your virtual permit: <https://www.jmu.edu/parking/index.shtml>

CAMPUS BUSES

Harrisonburg Transit buses provide free campus service for JMU during the school year. However, full service will not begin until August 23. They will be running on a reduced schedule until then. Please plan accordingly and allow yourself time to get to meals and rehearsals on time.

For more information about the bus schedule and operations, please visit the JMU campus transportation website: <https://www.jmu.edu/transportation/transit/campus-buses.shtml>

LOCK-OUTS

If you are locked out of your room prior to regular residence hall move-in, you should first call your hall staff members (RAs and Hall Directors). However, because they may be in training during this time and you cannot get in touch with anyone for assistance, call the

JMU Public Safety non-emergency line: 540-568-6913.

ROOM ASSIGNMENTS

Room assignments have been made by the ORL staff. **Please do not switch rooms. Your assignment is not able to be changed at this time.** Details about adjusting housing arrangements or reporting issues with room assignments can be found at the ORL website or by speaking with your Resident Advisor.

GENERAL EXPECTATIONS

Moving in early is a privilege, and we want our students to enjoy their experience while on campus. Please keep in mind that you will now be coexisting with a group of your peers and your new living space will be part of a larger community, both in your residence hall and on the JMU campus:

- Housekeeping is not provided in the residence halls. Please keep your room and community space clean/organized.

- Trash/Recycling needs to be placed in designated areas around your residence hall. Please do not leave trash in hallways, lunge, other common areas, or generally anywhere on campus.
- Residents are expected to abide by all hall rules and university policies:

<https://www.jmu.edu/orl/policies/index.shtml>

<https://www.jmu.edu/osarp/handbook/osarp/standardsandpolicies.shtml>

PLEASE NOTE: Hall Directors and RAs will be on site, but may still be training during early move-in. Please make sure you have contact information for ORL and your hall staff in case you need to get in touch with somebody during MRD camp.

IMPORTANT CAMPUS CONTACTS

As you prepare for your move to JMU, please consider having the following contact information with you in case you need assistance while on campus:

RESIDENCE LIFE: (540) 568-4663 / res-life@jmu.edu / www.jmu.edu/orl

JMU PUBLIC SAFETY: (540) 568-6913(non-emergency) / (540) 568-6911(emergency)

JMU I.T. HELP DESK: (540) 568-3555 / <https://www.jmu.edu/computing/index.shtml>

JMU HEALTH CENTER: (540) 568-6178 / <https://www.jmu.edu/healthcenter/index.shtml>

JMU COUNSELING CENTER: (540) 568-6552 / <https://www.jmu.edu/counselingctr/index.shtml>



MARCHING ROYAL DUKES

2025 SCHEDULE

7.25.25

DATE/TIME

EVENT

August 13-19

MRD Pre-Season Camp

Daily schedule Available on MRD Camp Website

August 23

2pm Report Time

Harrisonburg Block Party Performance

Downtown Harrisonburg

August 30

Game Time 6:00pm

JMU vs. Weber State

Season Home Opener!

September 20

Game Time 6:30pm

JMU @ Liberty & Possible H.S. Exhibition

Possible MRD Travel to Liberty game + Exhibition

September 27

Game Time TBA

JMU vs. Georgia Southern

Family Weekend

October 4

ALL DAY EVENT

JMU Parade of Champions

MRD Performances @ Noon & 10:30pm

October 11

Game Time TBA

JMU vs. Louisiana

October 17

JMU Homecoming Parade & Quadfest Performance (time TBD)

October 18

Game Time TBA

JMU vs. Old Dominion

Homecoming

October 22-26

JMU Fall Break - No rehearsal/performances

November 8

ALL-DAY EVENT

EXHIBITION: USBands National Championships

MetLife Stadium - Rutherford, NJ

November 15

Game Time TBA

JMU vs. App State

November 22

Game Time TBA

JMU vs. Washington State

Band Parents' Day + MRD Alumni Band & Senior Recognition

This is the START of Thanksgiving Break - dining & residence halls will remain open for game.

December 6

Time TBD

Harrisonburg Holiday Parade & Concert for the Community

Downtown Harrisonburg / Court Square

POST-SEASON INFORMATION WILL BE PROVIDED @ START OF SEASON



PLEASE REVIEW THE INFORMATION BELOW FOR IMPORTANT DETAILS ABOUT OUR SCHEDULE, BREAK GAMES, AND GAME TIMES.

** November 22 – JMU vs. Washington State: This game takes place at the START of Thanksgiving Break and is REQUIRED for ALL MRD members. Dining Halls and Dorms will remain open to accommodate the game time.
Additional details will be provided closer to the start of the season, and also available on the [JMU RESIDENCE LIFE website](#).*

FBS / SUNBELT GAME TIMES

*The FBS televised game times are set by the networks.
Game times will be shared as soon as they are released,
this will be approximately 12-days in advance of game days.*

LINKS

JMU FOOTBALL SCHEDULE & GAMEDAY INFO

<https://jmusports.com/sports/football/schedule>

SUN BELT CONFERENCE

<https://sunbeltsports.org/sports/football>

NCAA BOWL INFORMATION

<https://www.ncaa.com/sports/football/fbs>