

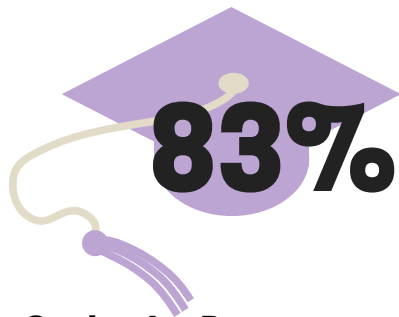
The Madison Plan

James Madison University Strategic Plan
2014-2020

Highlights

Fostering Academic Quality and Student Engagement

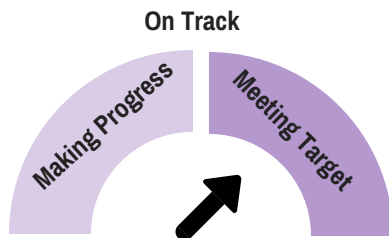
Vision: To be the national model for the engaged university: engaged with ideas and the world.



Graduation Rate

JMU's Six-Year Graduation Rate has consistently exceeded 80% over the past decade. In 2016, JMU boasted the third highest six-year graduation rate in Virginia among other four-year public institutions.

2020 Target: 80%



16:1



Student-Faculty Ratio

The University has maintained a 16:1 student-to-faculty ratio since 2009-10, even with enrollment increasing over 12% during that same period.

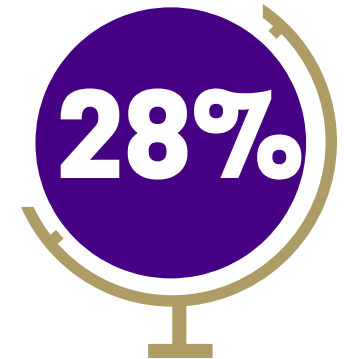
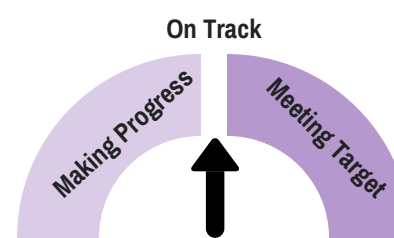
2020 Target: 16:1



Athlete Graduation Rate

Graduation rates for JMU athletes have met or exceeded the overall graduation rate, remaining steady at 83% in 2015-16.

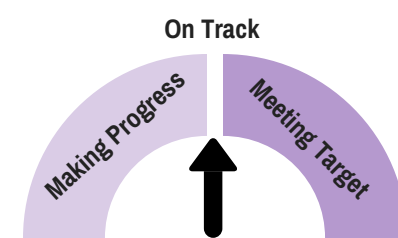
2020 Target: 85%



Study Abroad

28% of JMU students studied abroad in 2015-16. It marks a 5% increase in study abroad participation since 2009-10.

2020 Target: 33%



Growing Resources and Supporting Academics

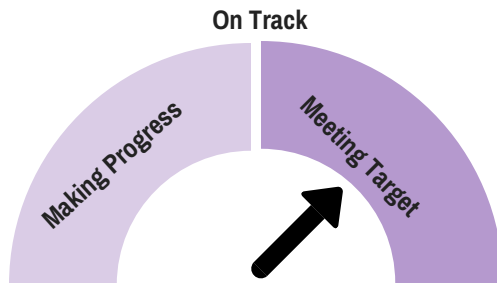
Vision: To be the national model for the engaged university: engaged with ideas and the world.



Instructional & Academic Support

JMU spends approximately 81.2 cents of every dollar designated for educational expenses on instruction and other forms of academic support.

2020 Target: 71.5 to 74%



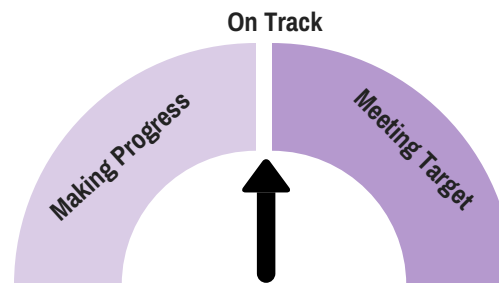
Source: Office of Institutional Research



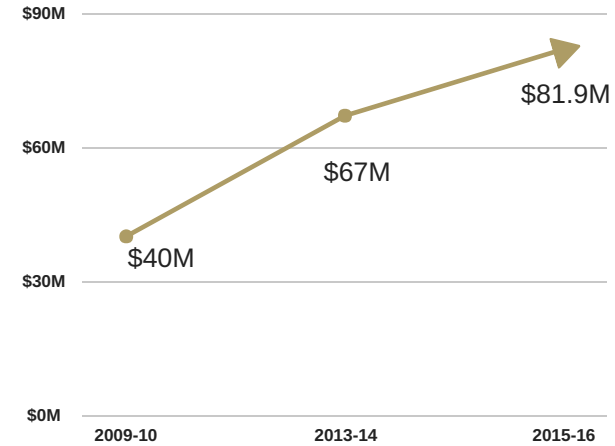
Donors

The number of donors for JMU has risen from 13,367 in 2009 to 20,859 in 2015, an increase of 54% in 6 years.

2020 Target: 25,800



Source: University Advancement



Endowment

JMU is committed to growing its endowment above 100 million dollars by 2020. The University's endowment has increased steadily from \$40 million in 2009 to \$81.9 million in 2015.

2020 Target: \$100 Million+



Source: JMU Foundation

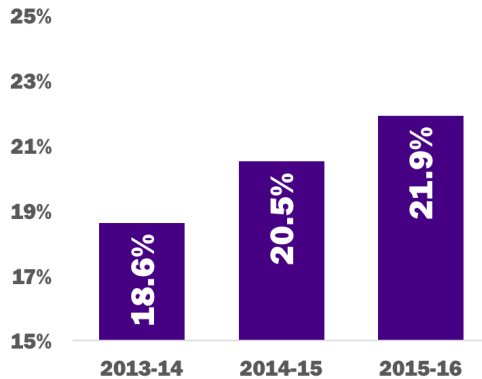
The Madison Plan

James Madison University Strategic Plan
2014-2020

Highlights

Improving Access, Opportunity, and People Development

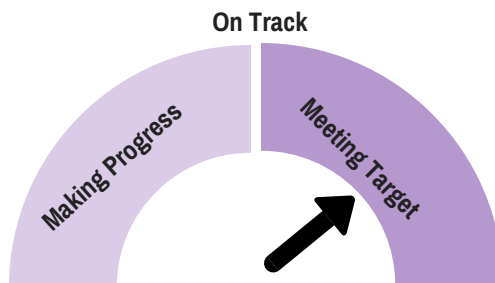
Vision: To be the national model for the engaged university: engaged with ideas and the world.



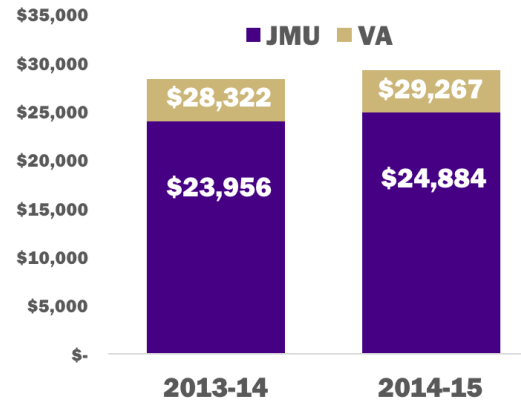
Diversity

The population of new JMU students who identify as non-white has increased each of the past three years and has been above 20% of the new student population since 2014.

2020 Target: Increase Annually



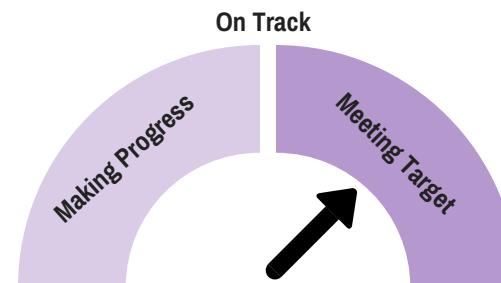
Source: Office of Institutional Research



Undergraduate Student Debt

Graduates leave JMU with less debt, on average, than other undergraduate students in Virginia. In 2014-15, JMU graduates accumulated an average debt of \$24,884 while the Virginia state average for undergraduate student debt was \$29,267.

2020 Target: JMU debt less than VA debt



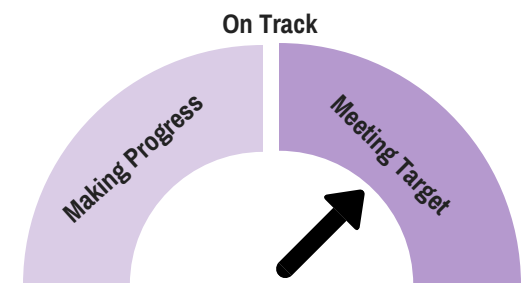
Source: Office of Institutional Research & SCHEV



Learning Centers

Students visited JMU's Learning Centers over 30,000 times in 2015-16, up over 6,000 visits since 2014-15 and 2.5 times the number of visits in 2009-10.

2020 Target: Increase Annually



Source: JMU Learning Centers

Maintaining Consistently Strong Student Satisfaction

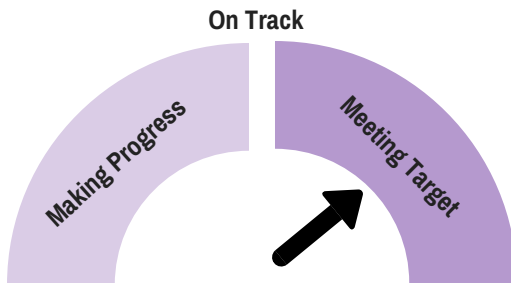
Vision: To be the national model for the engaged university: engaged with ideas and the world.



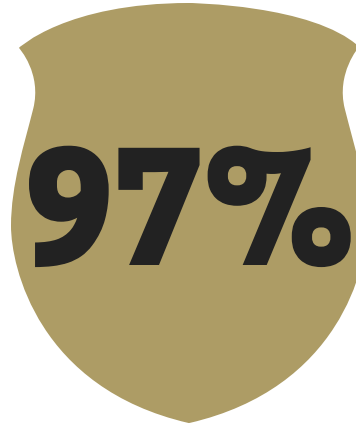
Student Satisfaction

96% of continuing students surveyed in 2015-16 expressed satisfaction with JMU in general. This percentage has been consistently above 90% since 2009-10.

2020 Target: Continue Monitoring



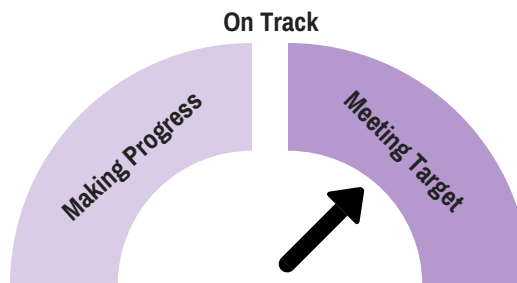
Source: Office of Institutional Research



Safety and Security

97% of students indicated on a Continuing Students Survey that they were "very satisfied" or "satisfied" with personal security/safety at JMU.

2020 Target: Continue Monitoring



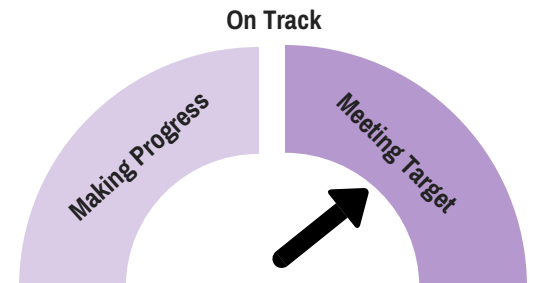
Source: Office of Institutional Research



Technology

89% of students, and 88% of faculty & staff, indicated on a 2015-16 Technology Survey that they were "very satisfied" or "satisfied" with JMU technology.

2020 Target: Continue Monitoring



Source: Dept. of Information Technology