

# HARRISONBURG-ROCKINGHAM YOUTH SURVEY 2021 TOPICAL FACT SHEET

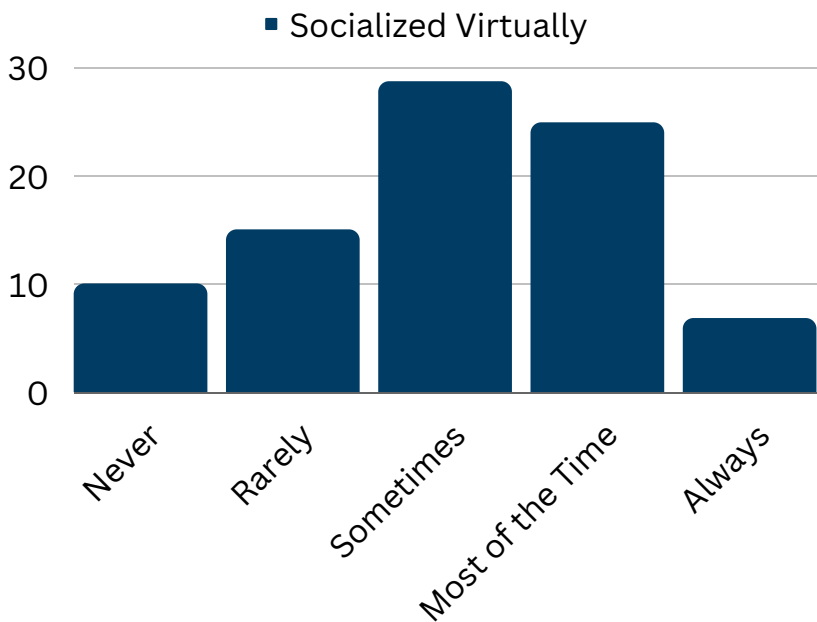
## COVID-19 PANDEMIC

James Madison University’s Institute for Innovation in Health and Human Services (IIHHS) is pleased to present topical data from the 2021 Youth Data Survey (YDS) of 8th, 10th, and 12th graders in Harrisonburg and Rockingham County schools. The full report can be found here: <https://www.jmu.edu/iiehhs/youthdata.shtml>

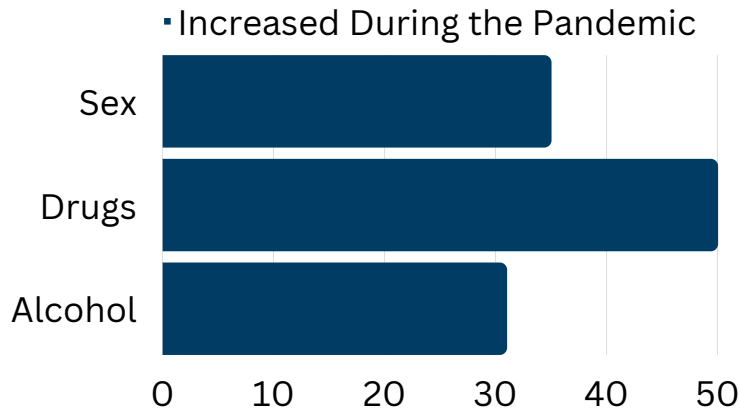
50%

### ONE HALF (52.7%) OF YOUTH AGREED THAT SCHOOL WAS MORE DIFFICULT DURING THE PANDEMIC

Youth reported socializing with family, friends, clubs, and other groups virtually during the pandemic. While overall, **60% of students reported virtual hang-outs** at least some of the time, 10th graders reported this more frequently than other grades (**67.1%**).



## 2021 YDS TOPICAL FACT SHEET: COVID-19 PANDEMIC



Of youth who reported ever engaging in sex, drugs, or alcohol use, most said these behaviors stayed the same or decreased during the pandemic. However, **1 in 3** said that sex and/or alcohol use increased, and **1 in 2** said their drug use increased.

The majority of youth have never experienced abuse by an adult at home. But for those who have, **13% said verbal abuse increased during the pandemic, and 2% said physical abuse increased.**



**1 IN 6 YOUTH (16.5%) REPORTED THEY WENT HUNGRY AT TIMES BECAUSE THERE WAS NOT ENOUGH FOOD IN THEIR HOME DURING THE PANDEMIC. THE SAME NUMBER OF YOUTH (16.6%) ALSO REPORTED A PARENT LOST A JOB DURING THIS TIME.**



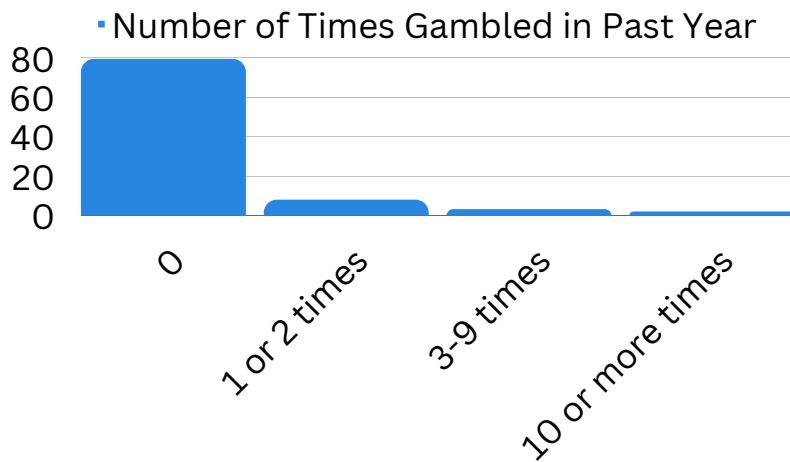
Data Source: 2021 Harrisonburg/Rockingham County Youth Data Survey (YDS)  
Prepared By: Dainis & Company, Inc.

# HARRISONBURG-ROCKINGHAM YOUTH DATA SURVEY 2021 TOPICAL FACT SHEET

## GAMING & GAMBLING

James Madison University's Institute for Innovation in Health and Human Services (IIHHS) is pleased to present topical data from the 2021 Youth Data Survey (YDS) of 8th, 10th, and 12th graders in Harrisonburg and Rockingham County schools. The full report can be found here: <https://www.jmu.edu/iihhs/youthdata.shtml>

**83% OF YOUTH SAID THAT GAMBLING IS A RISKY BEHAVIOR, WITH YOUTH MOST FREQUENTLY STATING THAT GAMBLING IS OF "GREAT RISK" TO A GAMBLER WHO CAN'T AFFORD TO LOSE (42.6%).**

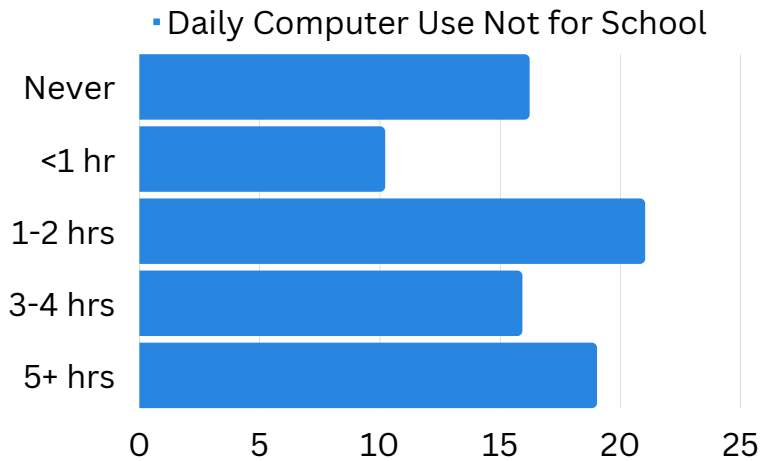


Youth were asked about whether they had gambled on sports, cards, lottery, or personal bets in the past 12 months. The majority of youth (**79.4%**) said they have **not gambled in the past year.**

**1 IN 4 YOUTH (26.0%) SAID GAMING/GAMBLING HAS HELPED THEM BUILD OR MAINTAIN CONNECTIONS AND FRIENDSHIPS.**



## 2021 YDS TOPICAL FACT SHEET: GAMING & GAMBLING

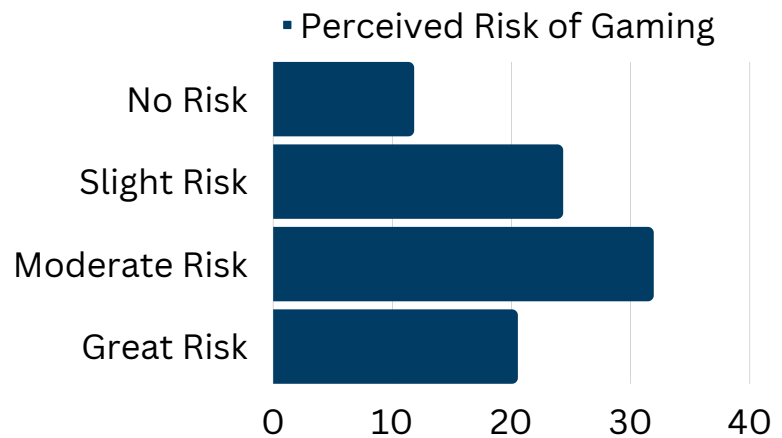


The majority of youth spend 1 hour or more per day on a **computer for activities other than schoolwork (83.8%)**. Use ranged broadly, but **19%** of youth report using a computer for **5 or more hours per day** on average for recreation.



**SOME YOUTH REPORTED NEGATIVE IMPACTS OF GAMING/GAMBLING, INCLUDING 7% WHO SAID THEY WOULD LIKE TO STOP OR CUT BACK ON THEIR GAMING/GAMBLING.**

Youth differed widely in **how risky they thought gaming could be** when the gamer has trouble controlling time spent playing. The largest number of youth (**31.9%**) rated gaming as a moderate risk, while **12%** said it poses no risk at all.



Data Source: 2021 Harrisonburg/Rockingham County Youth Data Survey (YDS)  
Prepared By: Dainis & Company, Inc.