



## UNLOADING & PARKING





### GPS Address of Hotel Madison:

710 South Main Street  
Harrisonburg, Virginia 22801

- 

1 Arrive at Hotel Madison by 9am; drive into the loop in front of the hotel and UNLOAD MATERIALS. Volunteers will assist you in unloading materials & will show you to your assigned table. Max. parking time in the loop is 10 minutes.
- 

2 Move your car into the Mason Street Parking Deck by making a right on S. Main St, and an immediate right on Martin Luther King Way (MLK Way). Enter the deck from the MLK Way entrance and take a ticket at the gate. Bring this ticket into the Hotel and we'll validate your ticket at the Employer Check-In table. For individuals staying at the hotel, please follow parking instructions provided by the Hotel Madison.  
**\* PARK IN HOTEL MADISON PARKING, NOT IN JMU FACULTY/STAFF PARKING.**
- 

3 After parking, walk back through the deck to get to Hotel Madison. Enter the Hotel through the covered walkway (go left) and you'll be on the Hotel's 2nd level. The Career Fair is located on the 1st level. Follow signs to Employer Check-In.
- 

3 If you reserved rooms for on-campus interviews on Wed., Oct. 23rd, those are located in the Career & Academic Planning Office (in the Student Success Center).