

# Aware and Empowered: Creating Observant & Responsive Students Through Situational Awareness

---

---

**Dr. Dani Almarode**


K-12 Physical Education Specialist, VDOE

**Elmer Seward**

Vice President of Education Services, WHRO

**Dr. Mitzi Fehl-Seward**

Vice President of Digital Learning, WHRO





# BACKGROUND

- **An eMediaVA<sup>SM</sup> FY25 Contract Deliverable**
  - VDOE's HPE Leadership and WHRO Partnership
  - Six Categories: *Communication, Danger Detection, Digital Wellness, Personal Safety, Privacy Protection, Safety Awareness*
    - **Supports HB 1215** (*Requires any physical education class offered to students in grades seven and eight to include at least one hour of personal safety training per school year in each such grade level that is developed and delivered in partnership with the local law-enforcement agency and consists of situational safety awareness training and social media education*)
    - **Virginia's Model Policy Concerning Internet Safety**
  - Role of Local Law Enforcement



# BACKGROUND CONT'D

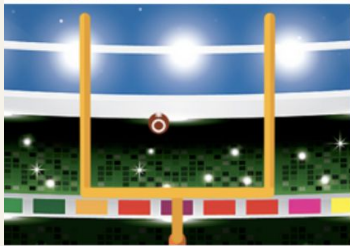
- **Project Progression**

- WHRO's [Student Advisory Board](#) Participation
- Hired HPE Contractors
- Conducted Multiple Training Sessions
- Provided Resources from Law Enforcement Agencies
- Created Game & Scenario-Based Content & Lesson Plans
- Produced Digital Products
- Reviewed Content
  - *Design Team*
  - *VDOE Team*
  - *Students*
  - *Contractors*
- Final Project Delivery - eMediaVA<sup>SM</sup>

# Cosmic Quest

## Protect Your Digital Orbit

# COMMUNICATION KICKOFF



**Start**

# UNLOCKING SAFETY AWARENESS



**START**



## SCHOOL SCHEDULE

7:45AM	Arrival	Main Hallway
8:00 AM	1st	Math Class
9:15 AM	2nd	Library
10:30 AM	Lunch	Cafeteria
11:30 AM		3rd
12:45 PM		4th
2:00 PM		Dismissal
2:30 PM		Practice

## SAFETY MENU

### SAFETY AWARENESS AWARDS



Good  
Try!



### SAFETY AWARENESS PROGRESSION






# DIGITAL WELLNESS

START





WHAT WOULD  
YOU DO?

START




# **Cosmic Quest**

**Protect Your Digital Orbit**



**START**





# Danger Detectors

Start



Search by Keyword




SOL


Grades

Type

Other

## Collection • Situational Awareness & Internet Safety





## COMMUNICATION KICKOFF



### [Communication Kickoff Teacher's Guide](#)

Communication Kickoff Teacher's Guide

Document • Postsecondary-Professional Development  
WHRO Education



### [Cosmic Quest: Protect Your Digital Orbit Teacher's Guide](#)

The Cosmic Quest: Protect Your Digital Orbit Teacher's Guide offers educators essential background information and instructional guidance for implementing this learning activity.

Document • Postsecondary-Professional Development  
WHRO Education



### [Danger Detectors! Teacher's Guide](#)

The Danger Detectors! Teacher's Guide offers educators essential background information and instructional guidance for implementing this learning activity.

Document • Postsecondary-Professional Development  
WHRO Education



### [Digital Wellness Teacher's Guide](#)

The Digital Wellness Teacher's Guide offers educators essential background information and instructional guidance for implementing this learning activity.

Document • Postsecondary-Professional Development  
WHRO Education



# LESSON PLANS



## Situational Awareness & Personal Safety Lessons in Support of HB1215

### Personal Safety Planning Lesson Plan

#### Lesson Title: What Would You Do?

#### Learning Objectives & SOLs

- I can identify potential safety issues related to babysitting, at school and in the community. (7.1.n)
- I can demonstrate ways to maintain a safe and healthy environment at school, in the community, at home and online. (7.3.n)

#### Teacher Notes

##### Vocabulary

- **Hazard** - a source of danger
- **Precaution** - a measure taken beforehand to prevent harm or secure good
- **Risk** - possibility of loss or injury





# EXPLORE



- **The Learning Objects**

<https://emediava.org/l/75545>

- **The Teacher's Guides**

<https://emediava.org/l/75588>



The background is a light gray canvas filled with various abstract geometric elements. On the left, there are several overlapping triangles in red, blue, black, and green. A black zigzag line points towards the center. Above the word 'Questions?', there is a small yellow square with a blue dot and a black line extending to a black dot. To the right of the word, there is a green speech bubble, a yellow curved line, a blue zigzag line, and a yellow square with a blue dot connected to a black dot by a line. In the bottom right corner, there is a small black square with a white dot and a black line extending to a black dot. The word 'Questions?' is written in a large, bold, black sans-serif font in the center of the image.

# Questions?