



**James Madison University
Research & Scholarship**

Office of Sponsored Programs

**Annual Report
Fiscal Year 2023**



JAMES MADISON
UNIVERSITY®

Fiscal Year 2023 Annual Report

Research & Scholarship – James Madison University
Office of Sponsored Programs

I. SUMMARY OF ACTIVITY

A. Funding Overview

Sponsored programs activity at the University increased substantially during fiscal year 2023 (FY23) in terms of total dollars from \$31,771,193 in fiscal year 2022 to \$34,158,733, nearly a 7.5% gain. Roughly the same number of individuals were involved in seeking and securing external funds. During the year, 145 individuals received external funding to promote research, instruction, outreach, and other types of externally funded activities on campus.

Funding applications submitted increased by 4% (or 21) to 290 versus 280 the prior year and awards received (202) increased 12% over the prior year (181). External funds received in FY23 increased by \$2,387,580 compared to FY22. Funding requested was \$125,334,710 vs. \$96,600,944 in FY22.

JMU faculty, students, and staff submitted an array of funding applications, many interdisciplinary in focus or involving collaborations with other organizations. The following charts reflect the volume of proposals and awards during the previous five-year period and funding trends over 10 years.

Figure 1. 5-year applications and award volume

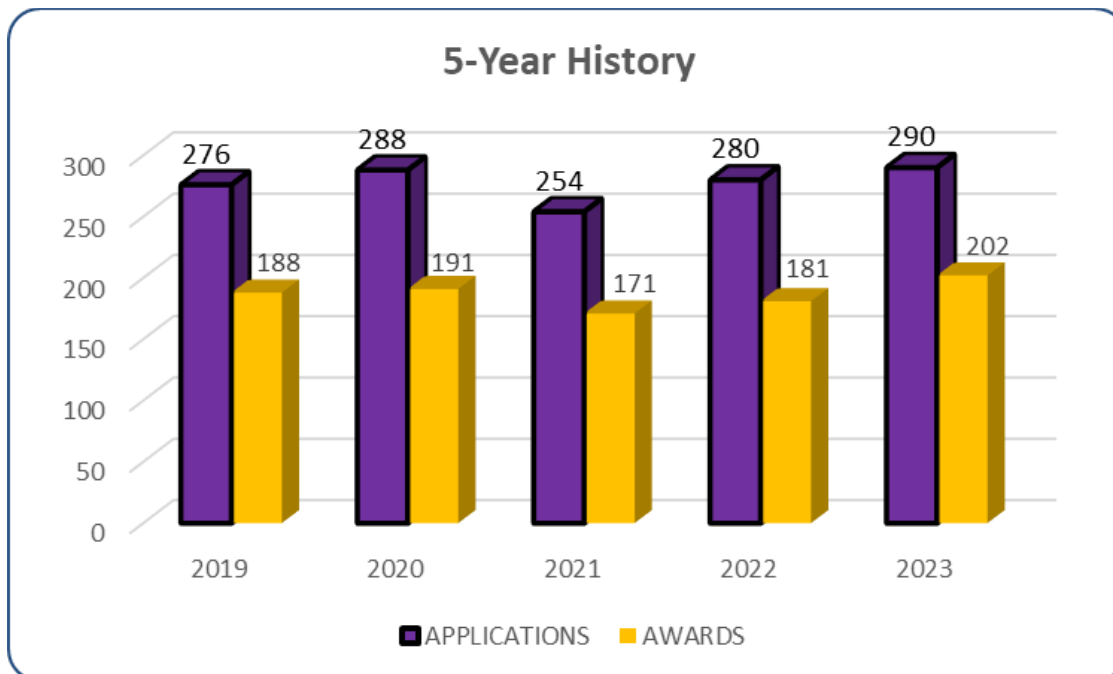
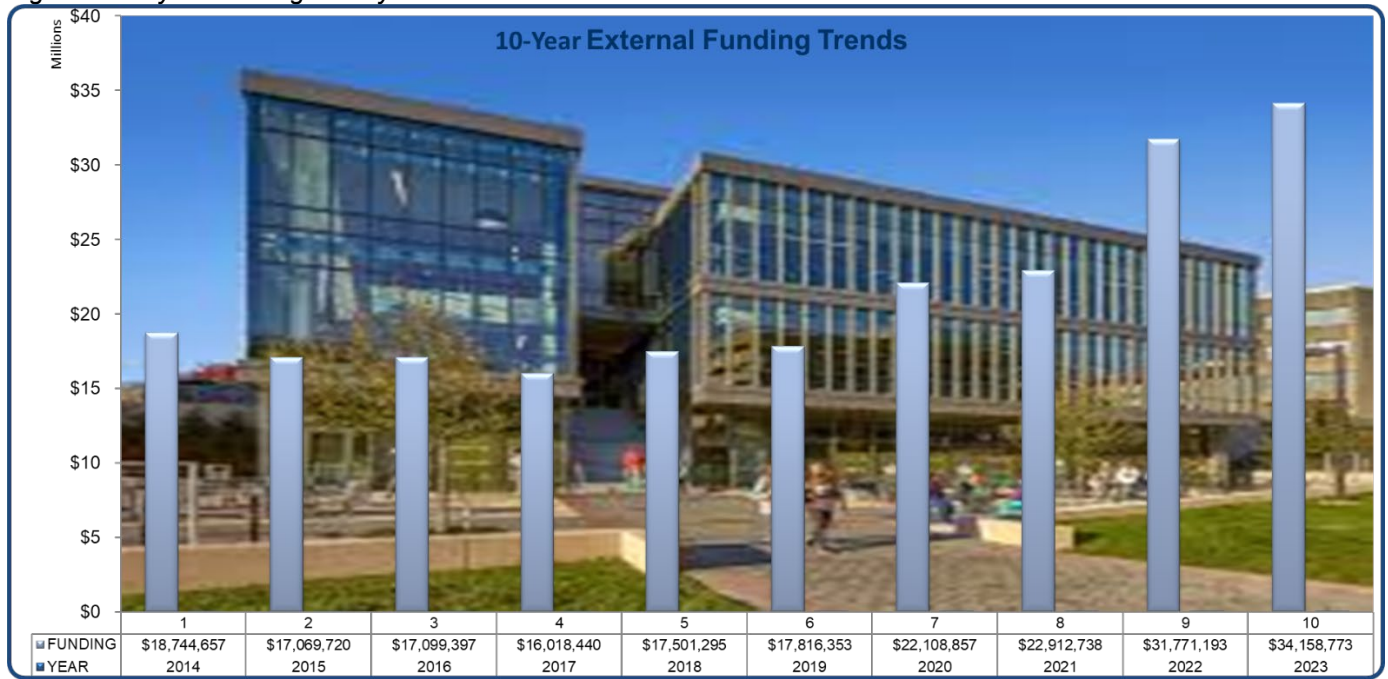


Figure 2. 10-year funding history



B. Funding Agencies

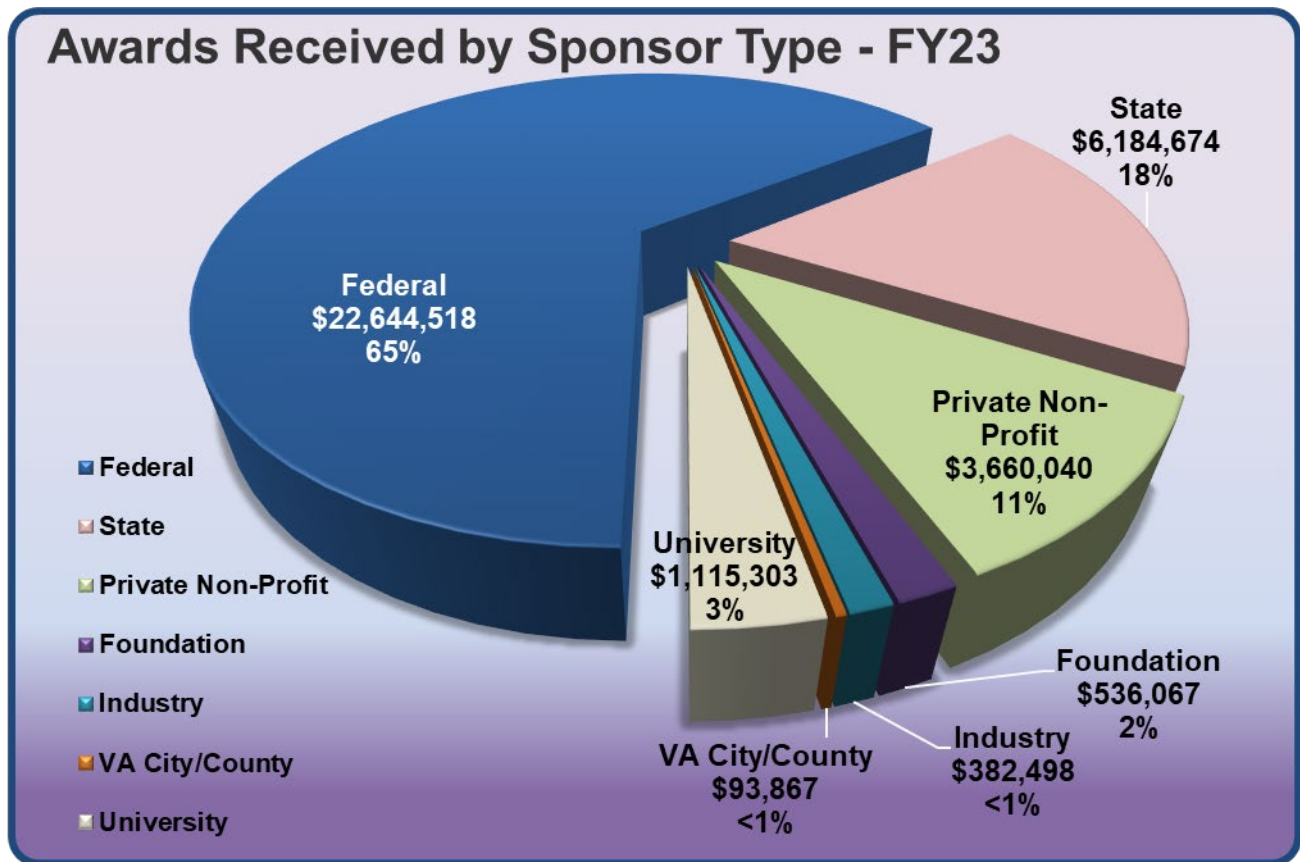


Figure 3. Awards by Sponsor Sector

Figure 3 illustrates funding received by sponsor type during FY23 to support a variety of research, instruction, public service & outreach, and other projects at JMU. Of the 202 awards received in FY23, the majority in both number and total award amount came from the federal government either as direct assistance or as flow-through to the University from Virginia state agencies and other universities. Similar to prior years, combined federal and state funds represented 83% of total support in FY23 of the total awards at \$28,370,958. JMU's external funding portfolio continues to rely very heavily on federal and federal pass through funding.

I. Federal



Awards from the federal government decreased slightly to \$22,186,284 during FY23 compared to \$22,644,518 received in FY22, or a 2% decrease in federal funding over the prior year. Again, this fiscal year Public Health Service agencies within the US Department of Health and Human Services were the primary sponsor of federally funded projects in terms of total dollars at \$9,885,157, supporting 23 awards. This represents a 17% decrease compared to FY22 and is 45% of all federal funding received.

The National Science Foundation (NSF) was the second largest federal funder in FY23 at \$4,832,549 compared to \$2,499,320 for 14 projects funded in FY22. This represents a healthy 93% increase in total funding from NSF over FY22 levels.

The US Department of Education was the third largest federal funder with \$3,718,411, which funded 19 projects. New this year to the funding portfolio are two TRIO projects which create necessary avenues for students from disadvantaged backgrounds to succeed in post-secondary education. The TRIO Talent Search Project serves low-income, first-generation college students attending four target schools in Rockingham County who have the potential to pursue higher education. The TRIO Upward Bound program seeks to give program participants the skills and motivation necessary to enter and succeed in a program of postsecondary education.

The US Department of State was the fourth largest sponsor this fiscal year, providing continuation funding of 3 projects with a total value of \$1,052,441 consistent with FY22 levels.

The US Department of Energy was the fifth largest funder with 5 projects valued at \$741,512, or 3% of all federal funding.

Other federal agencies funded 5 proposals worth \$1,351,073, including: US Small Business Administration, Institute of International Education, US Geological Survey, US Department of Justice, Department of Defense, and NASA.

II. State



In FY23, Commonwealth of Virginia agencies increased direct funding with 20 projects worth \$6,184,674 compared to \$1,976,466 in FY22, or 18% of total funding received. It is important to note that state agencies channeled significant federal funding to the University in the form of pass-through awards. These totals are captured under the federal totals since the federal government is the ultimate source of the funding. The Virginia Department of Education and the Virginia Department of Health comprised the largest percentage of total state contributions towards externally funded projects at the University. Other significant ongoing projects were also funded by the Virginia Department of Social Services and the State Council of Higher Education for Virginia (SCHEV).

III. Private/Non-Profit

Private/Non-Profit agencies provided 55 awards compared to 43 awards in FY22 totaling \$3,660,040 compared to \$3,467,732 in FY22. This represents 2% of total funding for the year. After federal funding agencies, private organizations fund the most projects at JMU.

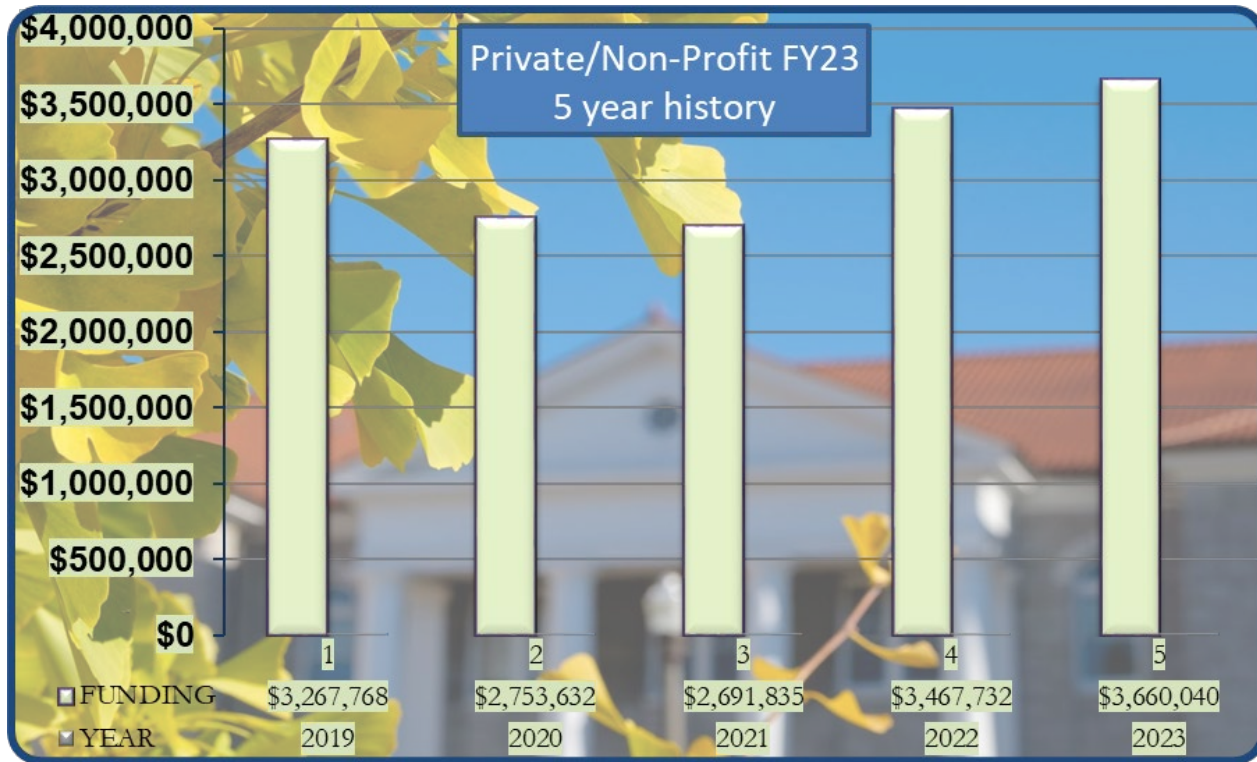
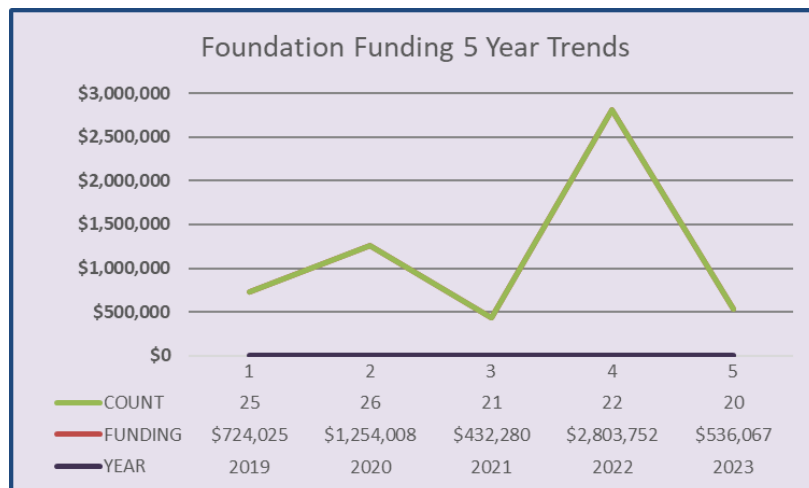


Figure 4. Private/Non-Profit Funding

IV. Foundations

Foundation sponsorship significantly decreased this year at \$536,067 from 20 sponsors versus \$2,803,752 received from 22 foundation sponsors in FY22. This year, the University received awards from a diverse range of foundations, including the Charles Stewart Mott Foundation, the American Academy of Audiology Foundation, the Dominion Foundation, the Claude Moore Charitable Foundation, the Leakey Foundation, the Camille and Henry Dreyfus Foundation, the Kern Family Foundation, and the Claude Moore Charitable Foundation.



FISCAL YEAR	FOUNDATION AWARDS
2019	25
2020	26
2021	21
2022	22
2023	20

Table 1. Foundation 5-year Funding

Figure 5. Foundation Support

V. Industry



Figure 6. Industry Funding

Awards from Industry sponsors increased 119% in FY23 to \$382,498 to support 5 projects compared to \$175,000 from just one corporate sponsor in FY22. Funding received supported 5 projects. Funding from industry represents just over 1% of total funding received. Though funding from the Industry sector fluctuates, entrepreneurial activity is a significant area for providing students valuable hands-on experiences as principal investigators explore collaborations with their business counterparts.

VI. Other Sponsors

University and Virginia City/County sponsors funded 26 projects totaling \$1,209,170 of the total funding received during FY23. Though this is just 4% of the total award dollars, it represents a broad variety of projects at the University.

C. External Funding Activity by College or University Division

The awards obtained by JMU faculty and staff range in type, including: Academic Support Institutional Support, Instruction, Student Service and Research. Collaborative activity involving multidisciplinary projects, inter-institutional collaborations, and private and industry partnerships continue to be central to the proposal development process.

College or Division	Total Submissions	Total Awards	Total Award Value	% of Total
College of Education	35	27	\$11,284,177	33.03%
College of Health & Behavioral Studies	82	60	\$9,011,368	26.38%
College of Science & Mathematics	54	35	\$6,188,195	18.12%
Research & Scholarship	36	17	\$3,067,048	8.98%
College of Integrated Science & Engineering	32	19	\$1,525,042	4.46%
College of Business	16	17	\$858,454	2.51%
College of Arts & Letters	20	14	\$677,848	1.98%
Academic Affairs	3	5	\$616,908	1.81%
School of Professional & Continuing Education	0	2	\$469,904	1.38%
Other: Includes Admin/Finance, Access & Enrollment, Student Affairs	8	4	\$447,038	1.31%
College of Visual & Performing Arts	4	2	\$12,751	.04%
TOTALS:	290	202	\$34,158,773	100%

Table 2. Funding Statistics by College & Division

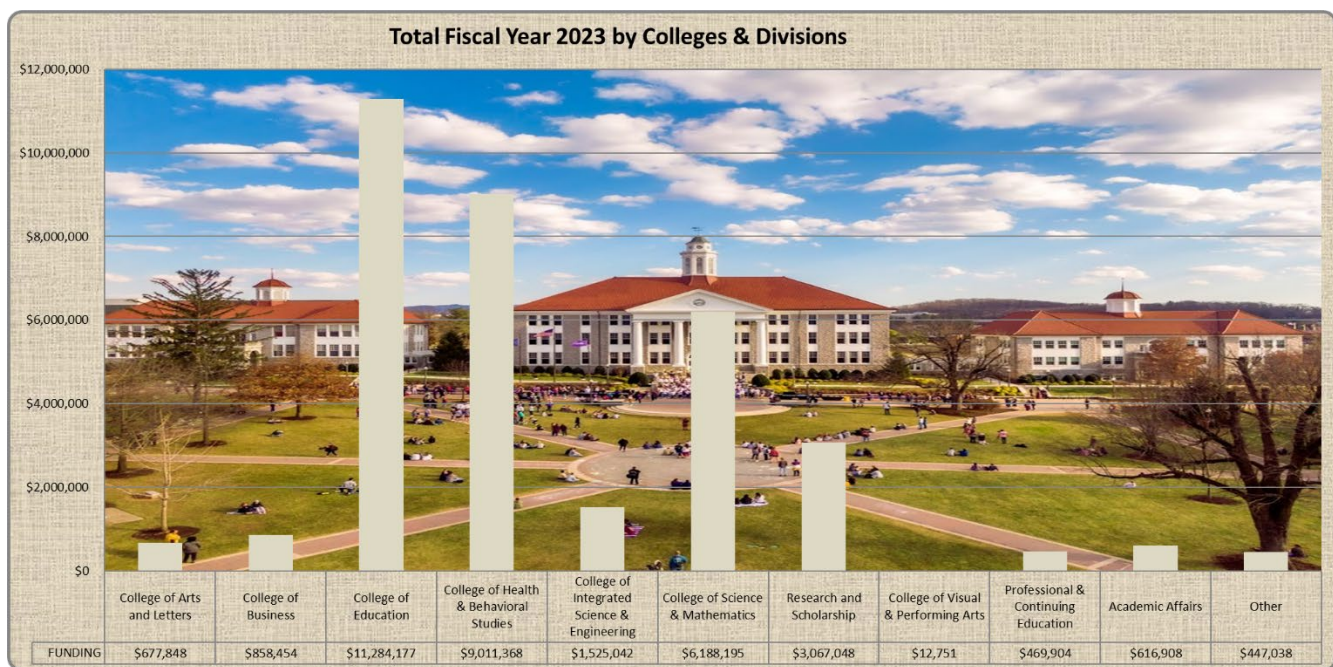


Figure 7. College and Division Funding

D. Awards by Activity Type

Funding received is categorized by predominate activity type (Figure 8). Again, this fiscal year **Public Service & Outreach** represents the most robust area of funding with 100 awards. **Research** activity involves 69 projects. **Instruction** represents 15 projects. **Academic Support** types of activity represent 2 projects. **Institutional Support** comprises 2 projects. This fiscal year JMU received 14 projects categorized as **Student Service**. Notably, the number of **Research** sector projects funded increased dramatically (21%) over the previous 2 years with numerous students supported.

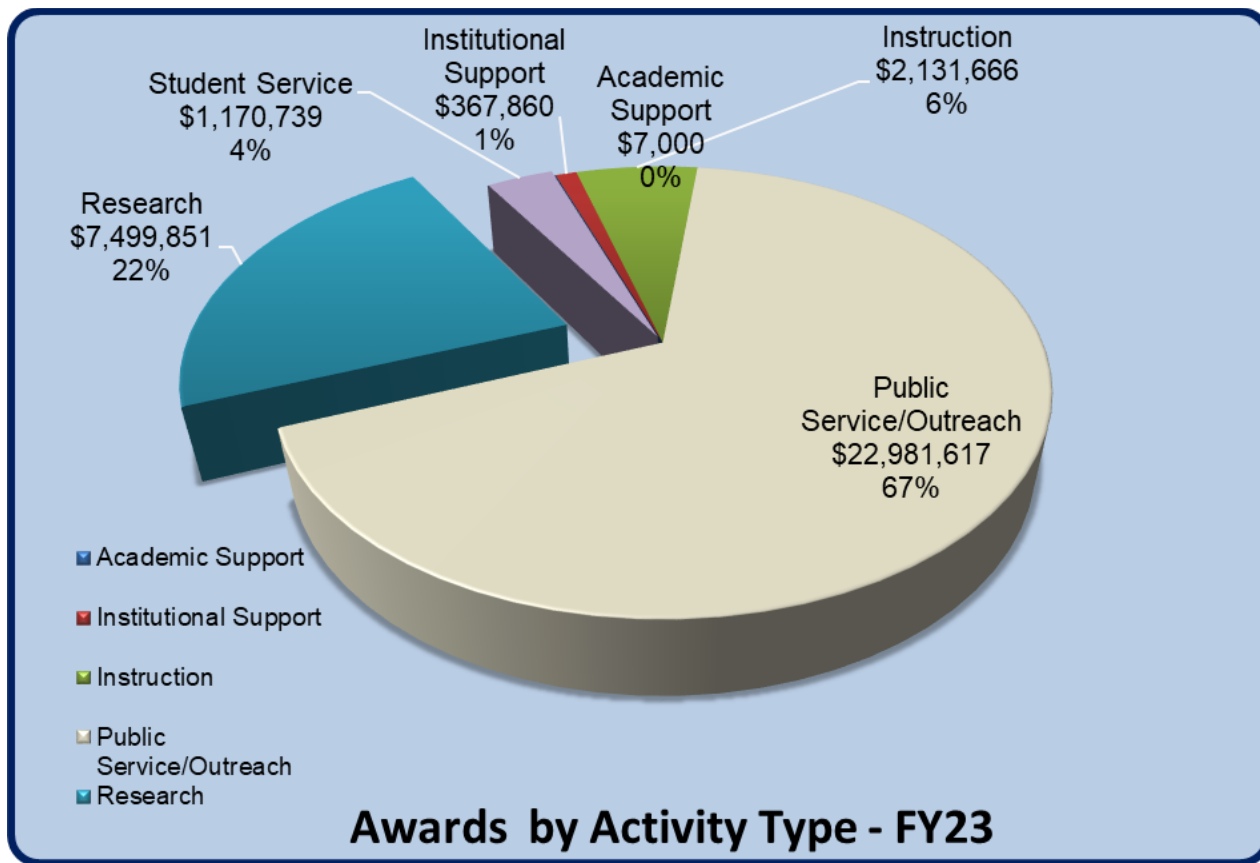


Figure 8. Awards by Activity Type

E. Faculty Assistance/Metrics

The primary focus of OSP Administrative Services (OSPAS) staff activity is assisting principal investigators in preparing budgets and funding applications to sponsors. Additionally, a significant amount of time goes to receiving and negotiating funding instruments from sponsors and other organizations and preparing subaward agreements to other entities. Staff also spends time monitoring subrecipients and preparing budget revisions and no-cost extension requests for sponsor approvals at the post-award stage. Much time is devoted to compliance activities, project close-out and report monitoring. Additionally, numerous miscellaneous agreements flow through the office for review and negotiation on behalf of faculty members and the University. These are often agreements to facilitate proposed or funded projects such as Material Transfer Agreements, Non-Disclosure Agreements, Teaming Agreements, Memorandums of Agreement and Entity Agreements.

The OSP Financial Services (OSPFS) side of the operation receives the hand off of projects at the point of award and sets up new awards in all university systems, Finance, HR, and Procurement. The staff administers financial transactions, monitors expenses, performs all financial reporting and invoices a wide variety of sponsors. Personnel also prepare drawdowns from federal sponsors in tandem with the University Business Office. Significant time is spent advising principal investigators and fiscal technicians across the University on how to prepare transactions, such as Agency Transaction Vouchers. All Personnel Action Request Forms and Financial Scholarship Forms which are associated with external funding flow through OSPFS for review and approval. The monthly allocation of recovered indirect costs is performed by OSPFS. Daily tasks include eVA approvals on sponsored programs, Chrome River travel reimbursement requests, and tracking of Accounts Receivables related to sponsored programs.

The chart below captures staff activity during FY23 and the last several years by transaction type.

TYPE OF ACTIVITY	COUNT FY23	COUNT FY22	COUNT FY21
Office of Sponsored Programs Administrative Services Metrics			
Contact Hours with Faculty	491.25	176.45	62.75
Training Delivered (hours)	14.10	10	9
OSP DEI Training and Consultations (entire unit)	105.14	29.25	0
OSP Training Hours Received (entire unit)	291.17	76.25	166.25
Incoming/Outgoing Support Agreements/Negotiations	86	67	35
Misc. Agreements: Subawards, NDA, MTA, MOU/MOA, Data Use Agreements	35	32	63
No-Cost Extension Requests	63	42	37
Budget Revisions	46	40	72
Technical Reports/Close-Out Activity	46	137*	223
Special Report Requests/Management Reports	27	22	12
PI Assurances & Certifications	112	103	76
Requests for Legal Counsel Review	12	5	20
Cost Share Requests/IDC Waivers	0	0	4
Targeted Funding Opportunities to Individuals	86	13	30
Interactions with Sponsors/Prior Approvals	15	18	30
Requests for Banking/Payment Information	8	14	
Audit Requests	5	8	
Office of Sponsored Programs Financial Services Metrics			
Payroll Action Request Forms – Electronic and Paper	1114	699	
Travel Authorizations	1082	431	
eVA prior approvals	692	503	
Agency Transaction Voucher approvals	2059	827	
Agency Transaction Vouchers prepared	1235		
Invoices to Sponsors	1752	989	
Project Closeout Memos	634	372	
Project Closeouts	145	151	
Accounting Vouchers	468	401	
Deposits of Funds	588	392	
Effort Reporting Certifications	333	330	
Fringe Rate Verifications (transferred to OSPAS)	0	68	
Award Set-Ups	173	128	
Award Revisions (budget revisions)	954	144	
Past Due Notices	51	24	
Prepaid Card Form Approvals	20	34	
Budget Checks for OSPAS	261	129	
Financial Reports prepared	109		
Total invoiced amount for FY23	\$26,879,529	\$19,654,184	

Notably, since the combination of the units in Fall 2020, metrics for nearly every activity have exponentially increased across the work unit, thus justifying the need for 2 new FTE's during the fiscal year. In fact, in just one year contact hours with faculty increased 172% over the prior year, due largely to proposal planning, award negotiation, and acceptance of increasingly more complex awards.

F. Unit Initiatives & Successes

In addition to daily processing and faculty and staff interactions which directly support funding applications and award management, significant staff time is devoted to building collaborations with other JMU work groups and establishing goodwill and maintaining relationships within the grant-seeking community. Following is a summary of ongoing activities and new initiatives rolled out this past year which were designed to increase a diversified funding portfolio, celebrate and recognize external funding activity, and introduce efficiencies in central support operations.

Noftinger Celebration of Madison Scholarship and Fourth Annual Office of Sponsored Programs Recognition Reception

Along with Research Development, the OSP work group participated in the annual OSP Recognition Reception to honor all individuals who either applied for or received external funding in fiscal year 2023.

Fall 2022: Retooled Shadow System: The OSPAS unit positively impacted the workflow by retooling our database Excel shadow system and updating the corresponding instructions and checklists. The redesign of the shadow system added pivot tables and removed duplicate data entry fields and tabs. The upgrade now includes sorting functions and summary fields which significantly improved the monthly balancing process.

Fall 2022: Payroll Inquiries: OSP gained access from Finance to view payroll information via queries so the team can quickly calculate fringe benefits on funding applications without going through another unit.

January 2023: Expanded Outreach: OSPFS planned and held the first REU User Group Meeting. Our campus holds 4 National Science Foundation Research Experiences for Undergraduate (REU) programs all housed with the College of Science and Mathematics (CSM). OSP convened the PI's and Co-PI's for all (4) REU's at Foundation Hall to enjoy refreshments and discuss best practices and pain points and to suggest ways to standardize and streamline renewal applications in summer of 2023. The meeting was well received by attendees and CSM recommends holding a yearly gathering to cover issues. Out of the needs identified at the REU meeting OSP was able to secure free parking from Parking Services for the summer for REU participants, one of the identified barriers to smooth operations of the REU programs.

OUTREACH AND EDUCATION:

New Faculty Orientation

In August 2022, the Associate Director and Assistant Director participated in the welcome for new faculty to represent the office to new and returning faculty.

Associate Director: Presentation - R&S - Supporting Your Research, Scholarship, and Creative Endeavors

Director: Office of Sponsored Programs Basics to the PhD students in CSD 862

Grants Training through Talent Development

Talent Development: Organizational Methods to the Leadership Series attendees (July 2022) Grant Proposal Groundwork (TD2354) (2 hours) and Grant Proposal: Building a Budget (TD2355) (2 hours) were facilitated by the Director.

Assistant Director: Procurement Training Course and Grants Post-Award Practices (TD1502) (twice) were delivered by the Assistant Director. This is an ongoing annual commitment to deliver training.

Assistant Director: all new principal investigators are offered an in-person training on financial management with each new award. This service has been well-received by PI's and departmental administrators, many of whom are new to their positions.

College of Arts and Letters - The Director participated in a session geared toward faculty pursuing funding from the National Endowment for the Arts with a faculty panel (May 2023).

PROFESSIONAL DEVELOPMENT:

All OSP staff are committed to professional development. During the cycle, staff attended the following professional conferences and facilitated professional training for others in the profession. To keep abreast of rapidly changing sponsor requirements and the ever-changing regulatory environment, staff must devote significant effort on training. The OSP Team receives professional training from a variety of outlets and resources including JMU's Talent Development, professional organizations like NCURA, SRAi, and targeted sponsor training opportunities from agencies like the National Science Foundation and the National Institutes of Health.

Training for new team members is on-the-job shadowing in addition to intensive deep dives offered through our professional societies, of which we are all individual or institutional members:

- NCURA - National Council of University Research Administrators
- SRAI - Society of Research Administrators International

The OSP Team receives professional training from a variety of outlets and resources including JMU's Talent Development, professional organizations like NCURA, SRAi, and targeted sponsor training opportunities from agencies like the National Science Foundation and the National Institutes of Health.

Certified Research Administration (CRA) Certification: one team member attended study sessions for the CRA and attained her certification in December 2022.

VA-Society of Research Administrators Meeting, June 3, 2022 at Virginia Tech. The Director and Associate Director attended. The Director and Associate Director will also attend in July 2023 at George Mason University.

DEI Training Content – during this cycle all team members undertook to DEI training of at least 10 hours, surpassing the unit's goal at 88 hours.

Web-Based Trainings:

All OSP Staff are committed to continuous training on sponsor-based portals and systems and to building their general Research Administration knowledge base. A number of free webinars were offered through NCURA and SRAi including sessions on how to continue operations while working remotely and the move to teleworking within the profession. Free NIH and NSF webinars (including focus on CAREER applications) were also watched by OSP staff.

Newer team members all take a series of online intensive training courses offered through either NCURA or SRAi to orient them to the themes of research administration. More senior team members avail themselves of the opportunity to study towards attainment of the Certified Research Administration (CRA) certification.

All team members are afforded the opportunity to attend at least one in-person training per year at a conference of their preference.

APPENDIX A

The report reflects total awarded dollars by division, college, and department.



Office of Sponsored Programs

Activity Report

Report Covers: July 01, 2022 - June 30, 2023

**Number of Proposals
Awarded**
202

**Number of Proposals
Received**
290

Awarded Amount
\$34,158,733.02

Breakdown by Division or College

Academic Affairs	\$616,908.00
Access and Enrollment Management	\$14,500.00
Administration and Finance	\$349,999.87
College of Arts and Letters	\$677,848.22
College of Business	\$858,453.91
College of Education	\$11,284,177.11
College of Health and Behavioral Studies	\$9,011,368.03
College of Integrated Science and Engineering	\$1,525,042.18
College of Science and Mathematics	\$6,188,195.00
College of Visual and Performing Arts	\$12,751.00
Research and Scholarship	\$3,067,047.70
School of Professional and Continuing Education	\$469,904.00
Student Affairs	\$82,538.00
Total	\$34,158,733.02

Academic Affairs

<i>Center for Global Engagement</i>			
Sensabaugh, Kathleen B.		1	\$35,000.00
<i>Department/Program Summary</i>		1	\$35,000.00
<i>Student Academic Success & Enrollment Management</i>			
Mabrey, Paul E.	2	2	\$16,996.00
Molina, Rudy	1	2	\$564,912.00
<i>Department/Program Summary</i>		3	\$581,908.00
<i>College/Division Summary</i>		3	\$616,908.00

Access and Enrollment Management

<i>Access and Educational Outreach</i>			
Owusu-Ansah, David	1	1	\$14,500.00
<i>Department/Program Summary</i>	1	1	\$14,500.00
<i>College/Division Summary</i>	1	1	\$14,500.00

Administration and Finance

<i>Department of Public Safety/Police</i>				
Matos, Anthony D.	2	1	1	\$349,999.87
<i>Department/Program Summary</i>	2	1	1	\$349,999.87
<i>College/Division Summary</i>	2	1	1	\$349,999.87

College of Arts and Letters

<i>Civic Engagement</i>					
Kirkpatrick, David	1	1		\$34,300.00	
Department/Program Summary		1	1	\$34,300.00	
<i>English</i>					
Godfrey, Mollie A.		1		\$5,400.00	
Department/Program Summary			1	\$5,400.00	
<i>Foreign Languages, Literatures and Cultures</i>					
Galarreta-Aima, Diana F.		1		\$30,000.00	
Department/Program Summary			1	\$30,000.00	
<i>History</i>					
Dillard, David	1		1		
Gonzalez, Tiffany J.	1	1		\$45,000.00	
Witmer, Andrew D.	1		1		
Department/Program Summary		3	1	2	\$45,000.00
<i>Philosophy and Religion</i>					
Kirkpatrick, David	1		1		
Department/Program Summary		1		1	
<i>Political Science</i>					
Blake, Charles H.		1		\$190,362.84	
LaPira, Timothy M.	3	3		\$24,829.00	
Department/Program Summary		3	4	\$215,191.84	
<i>School of Communication Studies</i>					
Britt, Lori L.	1	1		\$25,548.00	
Harvell-Bowman, Lindsey A.	2		2		
Department/Program Summary		3	1	2	\$25,548.00

	<i>Submitted</i>	<i>Awarded</i>	<i>Pending</i>	<i>Awarded Amount</i>
<i>School of Media Arts and Design</i>				
Guo, Chen	1	1		\$25,000.00
<i>Department/Program Summary</i>	1	1		\$25,000.00
<i>Sociology and Anthropology</i>				
Blanton, Dennis B.	2	2		\$82,145.00
<i>Department/Program Summary</i>	2	2		\$82,145.00
<i>WMRA</i>				
McCoy, Meghann N.	2	2		\$215,263.38
<i>Department/Program Summary</i>	2	2		\$215,263.38
<i>College/Division Summary</i>	16	14	5	\$677,848.22

College of Business

<i>Center for Economic Education</i>				
Kruggel, John B.	2	1	1	\$87,049.00
<i>Department/Program Summary</i>	2	1	1	\$87,049.00
<i>Hart School of Hospitality, Sport and Recreation Management</i>				
Carr, Julia W.	3	3	3	\$56,388.00
<i>Department/Program Summary</i>	3	3	3	\$56,388.00
<i>Institute of Certified Professional Managers</i>				
Foreman, Kimberley A.		1		\$394,550.91
<i>Department/Program Summary</i>		1		\$394,550.91
<i>School of Strategic Leadership Studies</i>				
Sloan, Margaret F.	2	2		\$5,000.00
<i>Department/Program Summary</i>	2	2		\$5,000.00
<i>Small Business Development Center</i>				
Dugan, Allison J.	1	1		\$129,639.00
Krech, Joyce H.	8	9		\$185,827.00
<i>Department/Program Summary</i>	9	10		\$315,466.00
<i>College/Division Summary</i>	16	17	4	\$858,453.91

College of Education

	<i>Submitted</i>	<i>Awarded</i>	<i>Pending</i>	<i>Awarded Amount</i>
<i>Dean's Office</i>				
Carbaugh, Eric M	3	3		\$261,174.00
L'Esperance, Mark E	1	1		\$620,000.00
Zugelder, Bryan S.	1	2		\$2,845,311.11
<i>Department/Program Summary</i>	5	6		\$3,726,485.11
<i>Early, Elementary, and Reading Education</i>				
Kang, Shin Ji	1		1	
Sharifian, Maryam S.	4	4	1	\$3,886,921.00
<i>Department/Program Summary</i>	5	4	2	\$3,886,921.00
<i>Educational Foundations and Exceptionalities</i>				
Bronaugh, Dannette A.	1	1		\$40,335.00
Bywater, James	1		1	
Snyder, Sara M.	4	2	3	\$70,660.00
<i>Department/Program Summary</i>	6	3	4	\$110,995.00
<i>Learning, Technology, and Leadership Education</i>				
Foucar-Szocki, Diane L.	2	3		\$368,426.00
Wiley, Kristofor R.	1	1		\$54,500.00
<i>Department/Program Summary</i>	3	4		\$422,926.00
<i>Middle, Secondary, and Mathematics Education</i>				
Aga, Zareen G.	1		1	
<i>Department/Program Summary</i>	1		1	
<i>Training/Technical Assistance Center</i>				
McNaught, John T.	7	5	2	\$867,968.00
Zugelder, Bryan S.	3	2	1	\$2,244,223.00
<i>Department/Program Summary</i>	10	7	3	\$3,112,191.00

	<i>Submitted</i>	<i>Awarded</i>	<i>Pending</i>	<i>Awarded Amount</i>
<i>VA-DC FIRST LEGO League</i>				
Zugelder, Bryan S.	2	2		\$6,799.00
<i>Department/Program Summary</i>	2	2		\$6,799.00
<i>Young Children's Program</i>				
Taylor, Amy L.	1	1		\$17,860.00
<i>Department/Program Summary</i>	1	1		\$17,860.00
<i>College/Division Summary</i>	33	27	10	\$11,284,177.11

College of Health and Behavioral Studies

<i>Communication Sciences and Disorders</i>				
Clinard, Christopher G.			1	
Dudding, Carol C.	1	1		\$8,613.00
Kamarunas, Erin E.	1	1	1	\$25,000.00
Lee, Jaime B.	1		1	
Piker, Erin G.	1	1	1	\$5,000.00
Rout, Ayasakanta	1	1		\$50,500.00
Zane, Emily R.	1	1	1	\$114,439.00
Department/Program Summary	6	5	5	\$203,552.00
<i>Graduate Psychology</i>				
Atwood, Kelly C.	1	1		\$206,008.00
Brewster, Jo Anne	2	2		\$7,000.00
Evans, Amanda M.	1	1		\$406,509.00
Leventhal, Brian C.	1		1	
Meixner, Cara			1	
Stokes, Trevor F.	4	4		\$158,000.00
Department/Program Summary	9	8	2	\$777,517.00
<i>Health Professions</i>				
Daniels, Maegan R.	1	1		\$1,000.00
Goetschius, John W	3	3		\$1,735.00
Hesse, Michelle	2	1	1	\$7,536.00
Maiewski, Sharon F.	1		1	
Department/Program Summary	7	5	2	\$10,271.00

	<i>Submitted</i>	<i>Awarded</i>	<i>Pending</i>	<i>Awarded Amount</i>
<i>Health Sciences</i>				
Coleman, Ailton S.		1		\$18,989.00
Jehi, Tony R.	1		1	
Lassiter, Jill W.	1		1	
<i>Department/Program Summary</i>	2	1	2	\$18,989.00
<i>Institute for Innovation in Health and Human Services</i>				
Bartley, Jolynne	19	16	9	\$1,559,263.86
Finnegan, Brent M.	2	1	1	\$172,082.00
Frazier, Yvonne H.	1		1	
Gibbs, Danette C.	4	5		\$1,867,363.17
Hartzler-Weakley, Kimberlee	9	8	5	\$3,917,654.00
Maiewski, Sharon F.	2	3	1	\$125,879.00
Plitt Donaldson, Linda	6	6	3	\$321,034.00
<i>Department/Program Summary</i>	43	39	20	\$7,963,276.03
<i>Kinesiology</i>				
Moran, Thomas E.	3	1	3	\$20,000.00
Nye, Susan B.			1	
<i>Department/Program Summary</i>	3	1	4	\$20,000.00
<i>Nursing</i>				
Graham, Amy C	1		1	
<i>Department/Program Summary</i>	1		1	
<i>Psychology</i>				
Barron, Kenneth E.	1	1		\$17,763.00
Jakobsen, Krisztina V.	1		1	
Shoup-Knox, Melanie L.	1		1	
<i>Department/Program Summary</i>	3	1	2	\$17,763.00

	<i>Submitted</i>	<i>Awarded</i>	<i>Pending</i>	<i>Awarded Amount</i>
College/Division Summary	74	60	38	\$9,011,368.03

College of Integrated Science and Engineering

<i>College of Integrated Science and Engineering</i>				
Kolvoord, Robert A.	1	2	1	\$90,375.00
Stoltzfus, Jared T.	1		1	
Department/Program Summary	2	2	2	\$90,375.00
<i>Computer Science</i>				
Buchholz, Florian P.		1		\$50,000.00
El-Tawab, Samy S.			1	
Heydari, M. Hossain	2	1	2	\$258,956.00
Mayfield, Christopher S.		1		\$111,729.00
Wang, Isaac D.	1	1		\$25,000.00
Weikle, Dee A.	1	1		\$25,000.00
Department/Program Summary	4	5	3	\$470,685.00
<i>Engineering</i>				
Gipson, Kyle G.	2	2		\$16,382.85
Joshi, Shraddha P.	1	1		\$3,250.00
Kirkvold, Heather A	1	1		\$10,000.00
Nagel, Jacquelyn K.	1	1		\$5,000.00
Nagel, Robert L.		1		\$59,753.00
Ogundipe, Adebayo A.	1	1		\$6,750.00
Department/Program Summary	6	7		\$101,135.85

	<i>Submitted</i>	<i>Awarded</i>	<i>Pending</i>	<i>Awarded Amount</i>
<i>School of Integrated Sciences</i>				
Baxter, Philip M	1		1	
Brent, Robert N.	1	1		\$39,789.75
Coffman, Jennifer E.	2	2		\$591,274.58
Gerken, Tobias	1		1	
Klevickis, Cynthia A.	1		1	
Nash, Carole L.	1		1	
Salman, Ahmad A.	1		1	
Spindel, Jonathan H.	1		1	
Stoltzfus, Jared T.	1		1	
Tang, Xiaojing	4	1	3	\$213,984.00
Teel, Wayne S.	1	1		\$17,798.00
Thomas, Linda M.			1	
Zhang, Hao X.	1		1	
<i>Department/Program Summary</i>	16	5	12	\$862,846.33
<i>College/Division Summary</i>	28	19	17	\$1,525,042.18

College of Science and Mathematics

<i>Biology</i>				
Bloss, Timothy A.	1	1		\$10,000.00
Brown, Leone	1	1		\$30,000.00
Cleland, Corey L.	2	2		\$181,807.00
de Vasconcellos, Jaira F.	1	1		\$18,435.00
Enke, Raymond A.	1	1		\$38,679.00
Griscom, Heather	2	1	1	\$1,000.00
Kubow, Kristopher E.	1	2		\$731,395.00
Reider, Kelsey E		1		\$470,754.00
Steffen, Morgan M.	1		1	
Velayudhan, Bisi T.	1	1		\$750.00
Vidal, George	2	1	1	\$210,600.00
Walker, Marquis			1	
Wurch, Louie L.		1		\$74,712.00
Wyngaard, Grace A.	1	1		\$7,250.00
<i>Department/Program Summary</i>	14	14	4	\$1,775,382.00

	<i>Submitted</i>	<i>Awarded</i>	<i>Pending</i>	<i>Awarded Amount</i>
<i>Chemistry & Biochemistry</i>				
Baber, Ashleigh E.		1		\$751,625.00
Berndsen, Christopher E.	1		1	
Caesar, Lindsay K.	1	1		\$17,500.00
Hughey, Christine A.	2		2	
Kokhan, Oleksandr	1	1	1	\$645,457.00
Raston, Paul L.	2	2		\$255,000.00
Sumner, Isaiah C.	1		1	
Wright, Nathan T.	2	2	1	\$440,826.00
<i>Department/Program Summary</i>	10	7	6	\$2,110,408.00
<i>College of Science and Mathematics</i>				
Whitmeyer, Steven J.	1	1		\$25,000.00
<i>Department/Program Summary</i>	1	1		\$25,000.00
<i>Geology and Environmental Science</i>				
Admassu, Yonathan	1		1	
Elmi, Chiara	1		1	
Haynes, John T.	1		1	
Leslie, Stephen A.	1	1		\$15,200.00
Lukens, William	2	1	2	\$24,934.00
St. John, Kristen E.	1	1		\$36,870.00
<i>Department/Program Summary</i>	7	3	5	\$77,004.00

	<i>Submitted</i>	<i>Awarded</i>	<i>Pending</i>	<i>Awarded Amount</i>
<i>Mathematics and Statistics</i>				
Gibson, Jenny S.			1	
Lovin, LouAnn		1		\$1,433,513.00
Lucas, Stephen K.	1	1		\$45,000.00
Shankar, Ravi	1		1	
Warne, Paul G.		1		\$210,000.00
Withana Gamage, Prabhashi	1		1	
<i>Department/Program Summary</i>	3	3	3	\$1,688,513.00
<i>Physics & Astronomy</i>				
Banu, L. Adriana	2	1	1	\$6,137.00
Constantin, Costel			1	
Fukumura, Keigo	3	2	1	\$131,390.00
Hughes, William C.	1	1		\$1,000.00
Niculescu, M. Ioana	1	1	1	\$165,341.00
Rost, Christina M.	2	2	1	\$208,020.00
<i>Department/Program Summary</i>	9	7	5	\$511,888.00
<i>College/Division Summary</i>	44	35	23	\$6,188,195.00

College of Visual and Performing Arts

<i>College of Visual and Performing Arts</i>				
Stringham, David A.		1		\$2,751.00
Department/Program Summary		1		\$2,751.00
<i>Forbes Center for the Performing Arts</i>				
Byrne, Regan M.		1	1	
Department/Program Summary		1	1	
<i>Music</i>				
Stringham, David A.			1	
Department/Program Summary			1	
<i>School of Art, Design and Art History</i>				
Erdman, Jori A		2	2	
Hinderliter, Beth B		1		\$10,000.00
Department/Program Summary		2	1	2
College/Division Summary		3	2	4
				\$12,751.00

Research and Scholarship

	<i>Submitted</i>	<i>Awarded</i>	<i>Pending</i>	<i>Awarded Amount</i>
<i>Center for International Stabilization & Recovery</i>				
Fiederlein, Suzanne L.	6	6	5	\$1,655,821.65
<i>Department/Program Summary</i>	6	6	5	\$1,655,821.65
<i>Center for the Advancement of Sustainable Energy</i>				
Holland, S. Keith	1	1		\$53,467.00
Miles, Jonathan J.	4	3	1	\$139,628.05
Pangle, Remy M.	1	1		\$25,000.00
<i>Department/Program Summary</i>	6	5	1	\$218,095.05
<i>Research and Scholarship</i>				
Holland, S. Keith	2	2		\$546,372.00
Muhonja, Brillian	2		2	
Tongen, Anthony L.	1		1	
<i>Department/Program Summary</i>	5	2	3	\$546,372.00
<i>Technology Innovation and Economic Development</i>				
Bourne, Mary Lou	1	1	1	\$40,000.00
<i>Department/Program Summary</i>	1	1	1	\$40,000.00
<i>Virginia Clean Cities</i>				
Harned, Alleyn S.	11	3	8	\$606,759.00
Stalcup-Jones, Sarah	2		2	
Wade, Matthew G.			1	
<i>Department/Program Summary</i>	13	3	11	\$606,759.00
<i>College/Division Summary</i>	31	17	21	\$3,067,047.70

School of Professional and Continuing Education

<i>School of Professional and Continuing Education</i>			
Swartz, Nicholas J.		2	\$469,904.00
Department/Program Summary		2	\$469,904.00
College/Division Summary		2	\$469,904.00

Student Affairs

<i>Community Service Learning</i>			
Grande, Steve E.	1	1	\$9,899.00
<i>Department/Program Summary</i>		1	1
<i>Counseling and Student Development Center</i>			
Critz, Nina H.	1	1	\$72,639.00
<i>Department/Program Summary</i>		1	1
<i>College/Division Summary</i>		2	2
			\$82,538.00

University Programs/University Studies

Ethical Reasoning in Action

Early, Christian E.	1	1
---------------------	---	---

<i>Department/Program Summary</i>	1	1
--	---	---

<i>College/Division Summary</i>	1	1
--	---	---

APPENDIX B

The report reflects total awards by sponsor type.



Office of Sponsored Programs

Awards by Sponsor Type

Report Covers: July 01, 2022 - June 30, 2023

<i>Type of Agency</i>	<i>Award Totals</i>	<i>Number of Awards</i>
Federal	\$22,186,283.53	76
Foundation	\$536,067.00	20
Industry	\$382,497.75	5
Private/Non-Profit	\$3,660,039.91	55
State	\$6,184,674.49	20
University	\$1,115,303.34	15
VA City/County	\$93,867.00	11
	\$34,158,733.02	202

APPENDIX C

The report reflects total awards by Department and Division.



Office of Sponsored Programs

Award Dollars by College, Department, and PI

Report Covers: July 01, 2022 - June 30, 2023

Academic Affairs

Awarded Amount

Center for Global Engagement

Sensabaugh, Kathleen B.	22-199	\$35,000.00
-------------------------	--------	-------------

<i>Department Total</i>		\$35,000.00
--------------------------------	--	--------------------

Student Academic Success & Enrollment Management

Mabrey, Paul E.	23-184	\$4,000.00
-----------------	--------	------------

Mabrey, Paul E.	23-163	\$12,996.00
-----------------	--------	-------------

Molina, Rudy	23-072	\$277,375.00
--------------	--------	--------------

Molina, Rudy	22-175	\$287,537.00
--------------	--------	--------------

Sawyer, Amanda G.

<i>Department Total</i>		\$581,908.00
--------------------------------	--	---------------------

<i>College Total</i>		\$616,908.00
-----------------------------	--	---------------------

Access and Enrollment Management

Awarded Amount

Access and Educational Outreach

Owusu-Ansah, David	23-135	\$14,500.00
--------------------	--------	-------------

<i>Department Total</i>		\$14,500.00
--------------------------------	--	--------------------

<i>College Total</i>		\$14,500.00
-----------------------------	--	--------------------

Administration and Finance

Awarded Amount

Department of Public Safety/Police

Matos, Anthony D.	23-005	\$349,999.87
-------------------	--------	--------------

<i>Department Total</i>		\$349,999.87
--------------------------------	--	---------------------

<i>College Total</i>		\$349,999.87
-----------------------------	--	---------------------

College of Arts and Letters

Awarded Amount

Civic Engagement

Kirkpatrick, David	23-252	\$34,300.00
--------------------	--------	-------------

<i>Department Total</i>		\$34,300.00
--------------------------------	--	--------------------

English

Godfrey, Mollie A. Hefner, Brooks E.	22-237	\$5,400.00
--	--------	------------

Department Total **\$5,400.00**

Foreign Languages, Literatures and Cultures

Galarreta-Aima, Diana F.	22-205	\$30,000.00
---------------------------------	--------	-------------

Department Total **\$30,000.00**

History

Gonzalez, Tiffany J.	23-008	\$45,000.00
-----------------------------	--------	-------------

Department Total **\$45,000.00**

Political Science

Blake, Charles H.	21-085	\$190,362.84
LaPira, Timothy M.	23-204	\$7,829.00
LaPira, Timothy M.	23-194	\$12,000.00
LaPira, Timothy M.	23-139	\$5,000.00

Department Total **\$215,191.84**

School of Communication Studies

Britt, Lori L.	23-069	\$25,548.00
-----------------------	--------	-------------

Department Total **\$25,548.00**

School of Media Arts and Design

Guo, Chen Guo, Chengqi Zheng, Nan	23-241	\$25,000.00
--	--------	-------------

Department Total **\$25,000.00**

Sociology and Anthropology

Blanton, Dennis B.	23-198	\$54,149.00
Blanton, Dennis B.	23-197	\$27,996.00

Department Total **\$82,145.00**

WMRA

McCoy, Meghann N.	23-145	\$157,160.00
McCoy, Meghann N.	23-132	\$58,103.38

Department Total **\$215,263.38**

College Total **\$677,848.22**

College of Business**Awarded Amount***Center for Economic Education*

Kruggel, John B.	23-018	\$87,049.00
------------------	--------	-------------

Department Total		\$87,049.00
-------------------------	--	--------------------

Hart School of Hospitality, Sport and Recreation Management

Carr, Julia W.	22-280	\$18,796.00
----------------	--------	-------------

Carr, Benjamin H.

Carr, Julia W.	22-279	\$9,398.00
----------------	--------	------------

Carr, Benjamin H.

Carr, Julia W.	22-278	\$28,194.00
----------------	--------	-------------

Carr, Benjamin H.

Department Total		\$56,388.00
-------------------------	--	--------------------

Institute of Certified Professional Managers

Foreman, Kimberley A.	22-253	\$394,550.91
-----------------------	--------	--------------

Department Total		\$394,550.91
-------------------------	--	---------------------

School of Strategic Leadership Studies

Sloan, Margaret F.	23-049	\$3,000.00
--------------------	--------	------------

Sloan, Margaret F.	23-090	\$2,000.00
--------------------	--------	------------

Department Total		\$5,000.00
-------------------------	--	-------------------

Small Business Development Center

Dugan, Allison J.	23-077	\$129,639.00
-------------------	--------	--------------

Krech, Joyce H.	23-029	\$2,500.00
-----------------	--------	------------

Krech, Joyce H.	22-082	\$130,127.00
-----------------	--------	--------------

Krech, Joyce H.	23-035	\$3,000.00
-----------------	--------	------------

Krech, Joyce H.	23-036	\$10,000.00
-----------------	--------	-------------

Krech, Joyce H.	23-037	\$2,700.00
-----------------	--------	------------

Krech, Joyce H.	23-038	\$12,500.00
-----------------	--------	-------------

Krech, Joyce H.	23-034	\$12,500.00
-----------------	--------	-------------

Krech, Joyce H.	23-039	\$2,500.00
-----------------	--------	------------

Krech, Joyce H.	23-033	\$10,000.00
-----------------	--------	-------------

Department Total		\$315,466.00
-------------------------	--	---------------------

College Total		\$858,453.91
----------------------	--	---------------------

College of Education**Awarded Amount***Dean's Office*

Carbaugh, Eric M	23-056	\$101,424.00
------------------	--------	--------------

Carbaugh, Eric M	23-057	\$70,500.00
Carbaugh, Eric M	23-289	\$89,250.00
L'Esperance, Mark E	23-023	\$620,000.00
Carbaugh, Eric M		
Zugelder, Bryan S.		
Zugelder, Bryan S.	22-220	\$929,943.00
Zugelder, Bryan S.	23-270	\$1,915,368.11
L'Esperance, Mark E		
<i>Department Total</i>		\$3,726,485.11

Early, Elementary, and Reading Education

Sharifian, Maryam S.	23-042	\$2,722,460.00
Sharifian, Maryam S.	23-021	\$20,000.00
Sharifian, Maryam S.	22-258	\$956,540.00
Sharifian, Maryam S.	23-064	\$187,921.00
<i>Department Total</i>		\$3,886,921.00

Educational Foundations and Exceptionalities

Bronaugh, Dannette A.	23-046	\$40,335.00
Blatz, Sharon L.		
Maynard, Katrina L.		
Snyder, Sara M.	23-017	\$9,500.00
Snyder, Sara M.	22-268	\$61,160.00
<i>Department Total</i>		\$110,995.00

Learning, Technology, and Leadership Education

Foucar-Szocki, Diane L.	23-082	\$105,326.00
Dredger, Mary K.		
Foucar-Szocki, Diane L.	23-083	\$38,100.00
Dredger, Mary K.		
Foucar-Szocki, Diane L.	22-262	\$225,000.00
Dredger, Mary K.		
Wiley, Kristofor R.	23-075	\$54,500.00
<i>Department Total</i>		\$422,926.00

Training/Technical Assistance Center

McNaught, John T.	23-121	\$132,600.00
Randall, Amanda A.		
Zugelder, Bryan S.		
McNaught, John T.	23-122	\$158,280.00
Randall, Amanda A.		
Zugelder, Bryan S.		
McNaught, John T.	23-123	\$85,600.00
Randall, Amanda A.		
Zugelder, Bryan S.		
McNaught, John T.	23-164	\$78,500.00
Randall, Amanda A.		

McNaught, John T.	23-020	\$412,988.00
Zugelder, Bryan S.	23-055	\$313,000.00
McNaught, John T.		
Randall, Amanda A.		
Zugelder, Bryan S.	23-054	\$1,931,223.00
McNaught, John T.		
Randall, Amanda A.		

Department Total **\$3,112,191.00**

VA-DC FIRST LEGO League

Zugelder, Bryan S.	23-240	\$2,600.00
Zugelder, Bryan S.	23-059	\$4,199.00

Department Total **\$6,799.00**

Young Children's Program

Taylor, Amy L.	23-144	\$17,860.00
-----------------------	--------	-------------

Department Total **\$17,860.00**

College Total **\$11,284,177.11**

College of Health and Behavioral Studies

Awarded Amount

Communication Sciences and Disorders

Dudding, Carol C.	23-177	\$8,613.00
Kamarunas, Erin E.	22-255	\$25,000.00
Piker, Erin G.	22-165	\$5,000.00
Rout, Ayasakanta	23-066	\$50,500.00
Zane, Emily R.	22-058	\$114,439.00

Department Total **\$203,552.00**

Graduate Psychology

Atwood, Kelly C.	23-237	\$206,008.00
Anderson, Robin D.		
Brewster, Jo Anne	23-079	\$3,500.00
Brewster, Jo Anne	23-224	\$3,500.00
Evans, Amanda M.	23-050	\$406,509.00
Anderson, Robin D.		
Atwood, Kelly C.		
Gilligan, Tammy D.		
Kielty, Michele L.		
Stokes, Trevor F.	23-234	\$59,000.00
Stokes, Trevor F.	23-006	\$20,000.00
Stokes, Trevor F.	23-233	\$20,000.00
Stokes, Trevor F.	23-007	\$59,000.00

Department Total **\$777,517.00**

Health Professions

Daniels, Maegan R.	23-053	\$1,000.00
Goetschius, John W	23-030	\$500.00
Goetschius, John W	23-031	\$500.00
Goetschius, John W	23-091	\$735.00
Hesse, Michelle	23-088	\$7,536.00

Department Total **\$10,271.00**

Health Sciences

Coleman, Ailton S.	22-155	\$18,989.00
--------------------	--------	-------------

Department Total **\$18,989.00**

Institute for Innovation in Health and Human Services

Bartley, Jolynne	22-233	\$106,000.00
Bartley, Jolynne	22-194	\$3,740.00
Bartley, Jolynne	22-232	\$106,000.00
Bartley, Jolynne	23-024	\$251,850.28
Bartley, Jolynne	23-223	\$27,251.58
Bartley, Jolynne	23-084	\$10,000.00
Bartley, Jolynne	23-103	\$78,310.00
Bartley, Jolynne	23-086	\$6,000.00
Bartley, Jolynne	23-067	\$50,000.00
Bartley, Jolynne	22-263	\$178,712.00
Bartley, Jolynne	23-058	\$7,297.00
Bartley, Jolynne	22-264	\$199,943.00
Bartley, Jolynne	23-085	\$2,000.00
Bartley, Jolynne	22-265	\$185,629.00
Bartley, Jolynne	23-002	\$103,203.00
Bartley, Jolynne	23-171	\$243,328.00
Finnegan, Brent M.	23-097	\$172,082.00
Gibbs, Danette C.	23-095	\$5,372.38
Gibbs, Danette C.	23-105	\$1,155,000.00
Gibbs, Danette C.	22-224	\$224,575.62
Gibbs, Danette C.	23-100	\$357,415.17
Gibbs, Danette C.	23-014	\$125,000.00
Hartzler-Weakley, Kimberlee	23-113	\$18,067.00
Hartzler-Weakley, Kimberlee	23-215	\$13,139.00

Hartzler-Weakley, Kimberlee	22-247	\$645,927.00
Hartzler-Weakley, Kimberlee	23-022	\$480,303.00
Hartzler-Weakley, Kimberlee	22-248	\$205,474.00
Hartzler-Weakley, Kimberlee	22-238	\$1,262,480.00
Hartzler-Weakley, Kimberlee	23-051	\$335,595.00
Hartzler-Weakley, Kimberlee	22-239	\$956,669.00
Maiewski, Sharon F.	23-266	\$97,110.00
Maiewski, Sharon F. Gaghan, Rachel D.	22-186	\$26,269.00
Maiewski, Sharon F. Gaghan, Rachel D.	22-187	\$2,500.00
Plitt Donaldson, Linda	23-108	\$40,000.00
Plitt Donaldson, Linda	23-196	\$38,000.00
Plitt Donaldson, Linda	23-161	\$111,000.00
Plitt Donaldson, Linda	22-241	\$125,000.00
Plitt Donaldson, Linda	23-257	\$521.00
Plitt Donaldson, Linda	22-250	\$6,513.00

Department Total **\$7,963,276.03**

Kinesiology

Moran, Thomas E.	23-116	\$20,000.00
------------------	--------	-------------

Department Total **\$20,000.00**

Psychology

Barron, Kenneth E.	23-028	\$17,763.00
--------------------	--------	-------------

Department Total **\$17,763.00**

College Total **\$9,011,368.03**

College of Integrated Science and Engineering	Awarded Amount
--	-----------------------

College of Integrated Science and Engineering

Kolvoord, Robert A.	22-111	\$57,321.00
Kolvoord, Robert A.	22-110	\$33,054.00

Department Total **\$90,375.00**

Computer Science

Buchholz, Florian P.	22-266	\$50,000.00
Heydari, M. Hossain Tjaden, Brett C.	22-207	\$258,956.00
Mayfield, Christopher S.	22-184	\$111,729.00
Wang, Isaac D.	23-004	\$25,000.00

Weikle, Dee A.	23-130	\$25,000.00
Connolly, Amy J		

<i>Department Total</i>	\$470,685.00
--------------------------------	---------------------

Engineering

Gipson, Kyle G.	23-074	\$6,382.85
Gipson, Kyle G.	23-172	\$10,000.00
Nagel, Jacquelyn K.		
Joshi, Shraddha P.	23-182	\$3,250.00
Kirkvold, Heather A	23-044	\$10,000.00
Nagel, Jacquelyn K.	23-076	\$5,000.00
Nagel, Robert L.	21-246	\$59,753.00
Aleman, Melissa W.		
Ogundipe, Adebayo A.	23-087	\$6,750.00

<i>Department Total</i>	\$101,135.85
--------------------------------	---------------------

School of Integrated Sciences

Brent, Robert N.	23-250	\$39,789.75
Chestnut, Dale L.		
Nash, Carole L.		
Coffman, Jennifer E.	23-208	\$50,214.00
Coffman, Jennifer E.	23-052	\$541,060.58
Tang, Xiaojing	23-173	\$213,984.00
Teel, Wayne S.	23-186	\$17,798.00

<i>Department Total</i>	\$862,846.33
--------------------------------	---------------------

<i>College Total</i>	\$1,525,042.18
-----------------------------	-----------------------

College of Science and Mathematics	Awarded Amount
---	-----------------------

Biology

Bloss, Timothy A.	23-102	\$10,000.00
Brown, Leone	23-062	\$30,000.00
Cleland, Corey L.	23-195	\$61,343.00
Velayudhan, Bisi T.		
Cleland, Corey L.	23-185	\$120,464.00
Velayudhan, Bisi T.		
de Vasconcellos, Jaira F.	23-068	\$18,435.00
Enke, Raymond A.	23-154	\$38,679.00
Hyman, Oliver J.		
Griscom, Heather	23-210	\$1,000.00
Kubow, Kristopher E.	22-157	\$730,395.00
Feitosa, Klebert B.		
Vidal, George		
Walker, Marquis		
Wright, Nathan T.		

Kubow, Kristopher E.	23-094	\$1,000.00
Reider, Kelsey E	22-172	\$470,754.00
Velayudhan, Bisi T.	23-151	\$750.00
Vidal, George	23-206	\$210,600.00
Wurch, Louie L.	22-236	\$74,712.00
Steffen, Morgan M.		
Wyngaard, Grace A.	23-170	\$7,250.00
Barnard-Kubow, Karen B.		
<i>Department Total</i>		\$1,775,382.00

Chemistry & Biochemistry

Baber, Ashleigh E.	22-161	\$751,625.00
Constantin, Costel		
Hu, Harry		
Kokhan, Oleksandr		
Rost, Christina M.		
Caesar, Lindsay K.	23-125	\$17,500.00
Kokhan, Oleksandr	22-146	\$645,457.00
Mohler, Debra L.		
Raston, Paul L.	23-061	\$75,000.00
Raston, Paul L.	23-264	\$180,000.00
Wright, Nathan T.	22-189	\$440,076.00
Wright, Nathan T.	23-153	\$750.00
<i>Department Total</i>		\$2,110,408.00

College of Science and Mathematics

Whitmeyer, Steven J.	23-251	\$25,000.00
<i>Department Total</i>		\$25,000.00

Geology and Environmental Science

Leslie, Stephen A.	23-016	\$15,200.00
Pyle, Eric J.		
Lukens, William	20-150	\$24,934.00
St. John, Kristen E.	23-010	\$36,870.00
<i>Department Total</i>		\$77,004.00

Mathematics and Statistics

Lovin, LouAnn	22-196	\$1,433,513.00
Sumner, Isaiah C.		
Walton, D. Brian		
Whitmeyer, Steven J.		
Lucas, Stephen K.	23-011	\$45,000.00
Thelwell, Roger J.		
Warne, Debra A.		
Warne, Paul G.		

Warne, Paul G.	22-209	\$210,000.00
Lam, Michael		
Lucas, Stephen K.		
Thelwell, Roger J.		
Tongen, Anthony L.		

Department Total **\$1,688,513.00**

Physics & Astronomy

Banu, L. Adriana	23-258	\$6,137.00
Fukumura, Keigo	23-071	\$73,601.00
Scully, Sean T.		
Fukumura, Keigo	23-025	\$57,789.00
Hughes, William C.	23-032	\$1,000.00
Niculescu, M. Ioana	22-137	\$165,341.00
Giovanetti, Kevin L.		
Niculescu, Gabriel		
Rost, Christina M.	23-098	\$64,824.00
Rost, Christina M.	22-018	\$143,196.00

Department Total **\$511,888.00**

College Total **\$6,188,195.00**

College of Visual and Performing Arts	Awarded Amount
--	-----------------------

College of Visual and Performing Arts

Stringham, David A.	22-211	\$2,751.00
Graciani, Ruben G.		

Department Total **\$2,751.00**

School of Art, Design and Art History

Hinderliter, Beth B	22-214	\$10,000.00
----------------------------	--------	-------------

Department Total **\$10,000.00**

College Total **\$12,751.00**

Research and Scholarship	Awarded Amount
---------------------------------	-----------------------

Center for International Stabilization & Recovery

Fiederlein, Suzanne L.	22-261	\$502,441.00
Matlock, Brenna N.		
Fiederlein, Suzanne L.	23-060	\$462,362.00
Risser, Jennifer E.		
Fiederlein, Suzanne L.	22-079	\$429,899.58
Matlock, Brenna N.		
Neitzey, Nicole		
Fiederlein, Suzanne L.	22-272	\$37,838.07
Fiederlein, Suzanne L.	22-256	\$87,638.00
Holsinger, Heather B.		

Fiederlein, Suzanne L.	22-223	\$135,643.00
Neitzey, Nicole		

Department Total **\$1,655,821.65**

Center for the Advancement of Sustainable Energy

Holland, S. Keith	23-192	\$53,467.00
Pangle, Remy M.		
Miles, Jonathan J.	23-225	\$2,015.05
Pangle, Remy M.		
Miles, Jonathan J.	23-110	\$4,875.00
Miles, Jonathan J.	23-045	\$132,738.00
Pangle, Remy M.		
Pangle, Remy M.	23-065	\$25,000.00

Department Total **\$218,095.05**

Research and Scholarship

Holland, S. Keith	23-092	\$296,372.00
Holland, S. Keith	23-181	\$250,000.00

Department Total **\$546,372.00**

Technology Innovation and Economic Development

Bourne, Mary Lou	23-207	\$40,000.00
-------------------------	--------	-------------

Department Total **\$40,000.00**

Virginia Clean Cities

Harned, Alleyn S.	23-262	\$352,556.00
Harned, Alleyn S.	23-013	\$200,000.00
Harned, Alleyn S.	23-048	\$54,203.00

Department Total **\$606,759.00**

College Total **\$3,067,047.70**

School of Professional and Continuing Education	Awarded Amount
--	-----------------------

School of Professional and Continuing Education

Swartz, Nicholas J.	22-252	\$69,038.00
Swayne, Christine E.		
Swartz, Nicholas J.	22-251	\$400,866.00

Department Total **\$469,904.00**

College Total **\$469,904.00**

Student Affairs	Awarded Amount
------------------------	-----------------------

Community Service Learning

Grande, Steve E.	23-114	\$9,899.00
-------------------------	--------	------------

	<i>Department Total</i>	\$9,899.00
<i>Counseling and Student Development Center</i>		
Critz, Nina H.	23-148	\$72,639.00
	<i>Department Total</i>	\$72,639.00
	<i>College Total</i>	\$82,538.00
	<i>Grand Total</i>	\$34,158,733.02