



**Office of Sponsored
Programs
Annual Report
Fiscal Year 2022**

**July 1, 2021 – June 30, 2022
James Madison University
Research & Scholarship**



JAMES MADISON
UNIVERSITY.

Fiscal Year 2022 Annual Report

Research & Scholarship – James Madison University
Office of Sponsored Programs

I. SUMMARY OF ACTIVITY

A. Funding Overview

Sponsored programs activity at the university exponentially increased during fiscal year 2022 (FY22), up by 39% in terms of total dollars in just one year. A higher volume of funding applications and awards, led to external funding totals of \$31,771,193 during the reporting period. The effects of the COVID-19 pandemic were evident as CARES Act and American Rescue Plan Act funds received accounted for 6 awards and \$2,351,675.

Proposals submitted increased by 26 to 280, a 10% increase, compared to the prior year and awards received (181) increased by 10 over the previous year by 6%. The increase in both applications and awards may be reflective of the university’s recent move to R2 research-intensive status though it is confirmed that awards are becoming larger in dollar value but with fewer small applications and awards.

JMU faculty, students, and staff submitted an array of funding applications, many interdisciplinary in focus or involving collaborations with outside organizations. The following charts reflect the volume of proposals and awards during the previous five-year period and funding trends over 10 years.

Figure 1. 5-year proposal and award volume

YEAR	SUBMISSIONS	AWARDS
2018	323	206
2019	276	188
2020	288	191
2021	254	171
2022	280	181

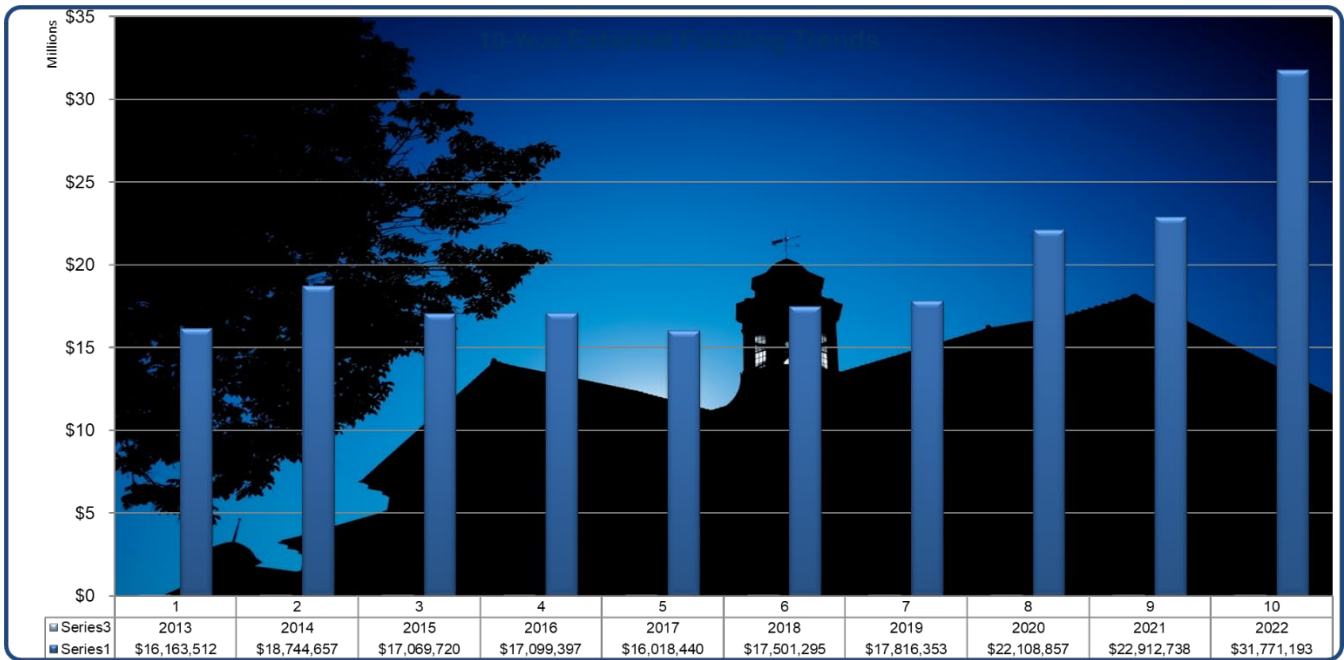


Figure 2. 10-year funding history

B. Funding Agencies

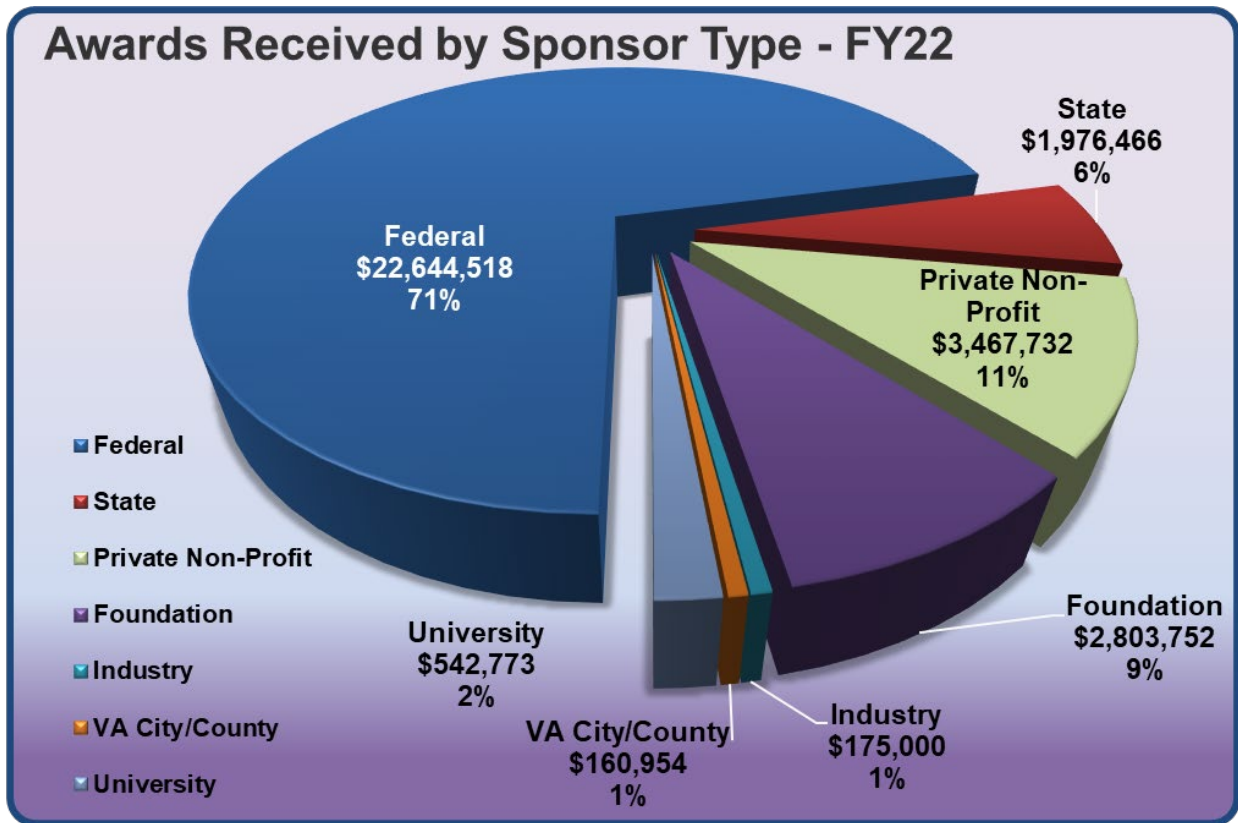


Figure 3. Awards by Sponsor Sector

Figure 3 illustrates funding received by sponsor type in FY22 to support research, instruction, public service & outreach, and many other activities at JMU. Of the 181 awards received in FY22, the majority in both number and total award amount came from the federal government either as direct assistance or as flow-through to the university from Virginia state agencies and other universities. Federal support represented 71% of total support in FY22 of the total awards at \$22,644,518, growing steadily over the past 5 years and up 32% over FY21 levels. Combined federal and state funds represented 77% of total funding. JMU's funding portfolio continues to rely very heavily on federal or federal pass through funding.

I. Federal

Awards from the federal government exceeded \$22 million of the total amount received in FY22, a large increase in federal funding from FY21. Again, this fiscal year the US Department of Health and Human Services was the primary sponsor of funded projects in terms of total dollars at \$11,853,767, supporting 27 awards. This is a 62% increase over the prior year and represents 52% of all federal funding received.



The US Department of Education was the second largest funder with 20 projects valued at \$5,408,128, or 24% of all federal funding.

The National Science Foundation was the third largest federal funder in FY22 at \$2,499,320 for 12 projects this fiscal year down just slightly from last fiscal year.

The US Department of State was the fourth largest sponsor this fiscal year, renewing funding for 2 projects with total value of \$981,796 compared to \$760,032 in FY21.

The Small Business Administration funded 4 projects valued at \$580,280.

Other sources of federal funding were 12 funded projects from the Forest Service, National Park Service, Office of Naval Research, US Department of Energy, the US Geological Survey, the National Endowment for the Arts, and NASA.

II. State



In FY22, Commonwealth of Virginia agencies slightly increased direct funding by with 13 projects worth \$1,976,466. It is important to note that state agencies channeled significant federal funding to the university in the form of pass-through awards. These totals are captured under the federal totals since the federal government is the ultimate source of the funding. The Virginia Department of Education and the Virginia Department of Health comprised the largest percentage of total state contributions towards externally funded projects at the university but ongoing projects were also funded by the Virginia Department of Social Services and the Virginia Department of Mines, Minerals and Energy.

III. Private/Non-Profit

Private/Non-Profit agencies provided 43 awards in FY22 totaling \$3,467,732 compared to \$2,691,835 in FY21. This represents 11% of total funding.

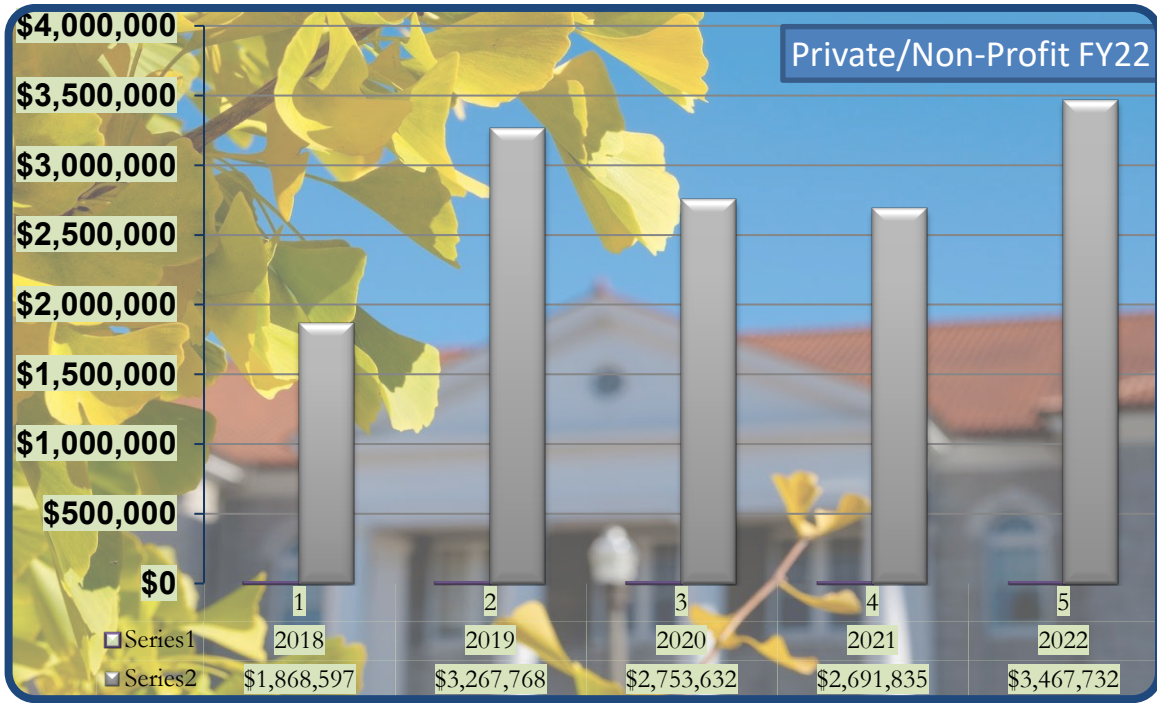


Figure 4. Private/Non- Profit Funding

IV. Foundations

Foundation sponsorship increased sharply this year at \$2,803,752 compared to \$432,280 in FY21. This year, the university received 22 awards from a diverse range of foundations, including the Charles Stewart Mott Foundation, the Andrew W. Mellon Foundation, the American Academy of Audiology Foundation, the Dominion Foundation, the Claude Moore Charitable Foundation, the Kern Family Foundation, the Petroleum Research Fund, and the Leakey Foundation. The largest source of funding was the Andrew W. Mellon Foundation which funded a large libraries grant for \$2,000,000.

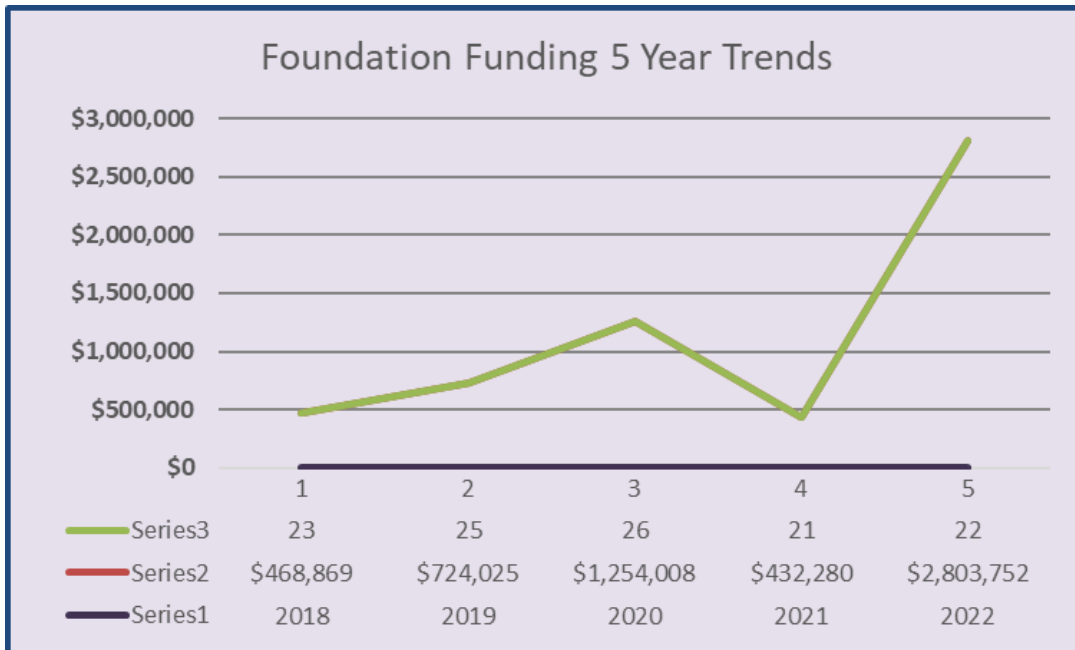


Figure 5. Foundation Support

V. Industry

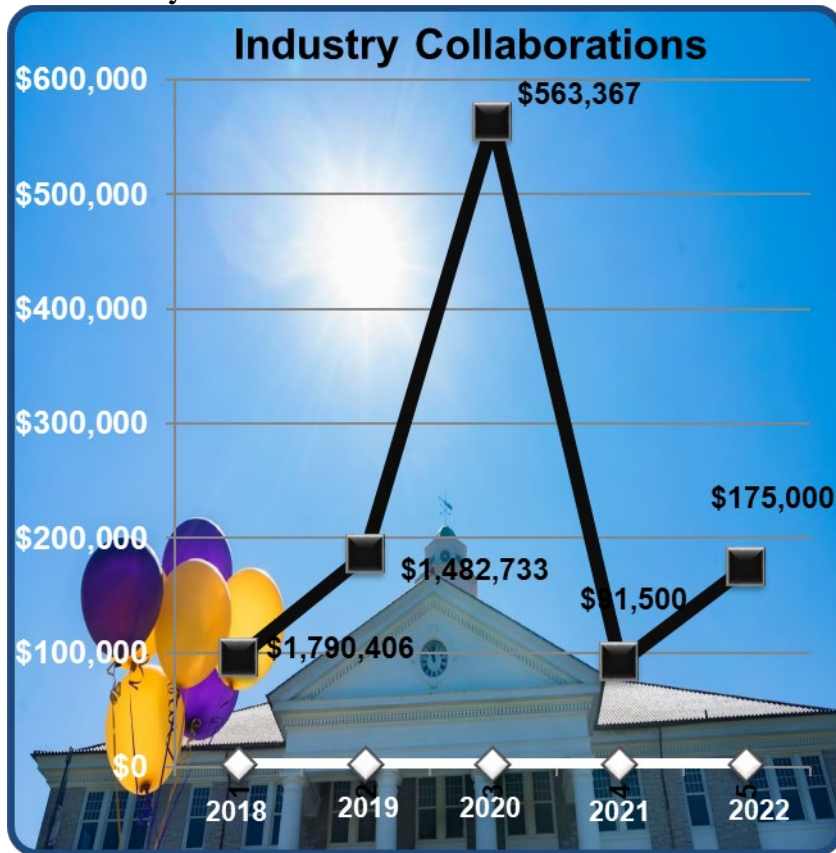


Figure 6. Industry Funding

Funding from industry continues to represent less than 1% of total funding received. Industry sponsors supported just 1 project valued at \$175,000 versus 3 in FY21. Funding from the Industry sector fluctuates but has not become a significant area of focus for faculty members, staff and students.

VI. Other

University and Virginia City/County sponsors contributed a total of \$703,727 during FY22 compared to \$1,179,419 received during FY21. Though this is a fraction of the total award dollars, it represents 21 projects at the University. These sources of funding afford many students with hands-on experiences.

VII. COVID/CARES ACT/American Rescue Plan Act Stabilization Funding

The University received 6 awards in FY22 totaling \$2,351,675 in support of direct programming and testing related to impacts from the COVID-19 pandemic including flow-through funding from the Health Resources and Services Administration through the Virginia Department of Health, the Corporation for Public Broadcasting, the Virginia Early Childcare Foundation and the US Small Business Administration. This is an increase of 177% over last year's COVID related funding of \$849,500. The Office of Sponsored Programs also continued to assist the Finance division in receiving CARES ACT Higher Education Emergency Relief Fund (HEERF) and the Governor's Emergency Education Relief (GEER) funding support for student financial aid.

C. External Funding Activity by College or University Division

Awards obtained by JMU faculty and staff range in type, including research, public service/outreach, continuing education, and instruction. Collaborative activity involving multidisciplinary projects, inter-institutional collaborations, and private and industry partnerships continues to be central to the proposal development process.

College or Division	Total Submissions	Total Awards	Total Award Value	% of Total
Research & Scholarship	32	10	\$1,567,621	4.93%
College of Arts & Letters	16	10	\$338,472	1.07%
College of Science & Mathematics	55	33	\$3,505,926	11.03%
College of Visual & Performing Arts	7	3	\$15,000	.05%
College of Business	15	14	\$1,157,838	3.64%
College of Education	31	31	\$9,921,596	31.23%
College of Health & Behavioral Studies	81	54	\$8,423,233	26.51%
College of Integrated Science & Engineering	27	18	\$2,323,446	7.31%
Libraries & Educational Technologies	2	2	\$2,008,608	6.32%
School of Professional & Continuing Education	5	3	\$534,335	1.68%
Other: includes Academic Affairs, Student Affairs, University Programs	9	6	\$1,975,118	6.22%
TOTALS:	280	181	\$31,771,193	100%

Table 2. Funding Statistics by College & Division

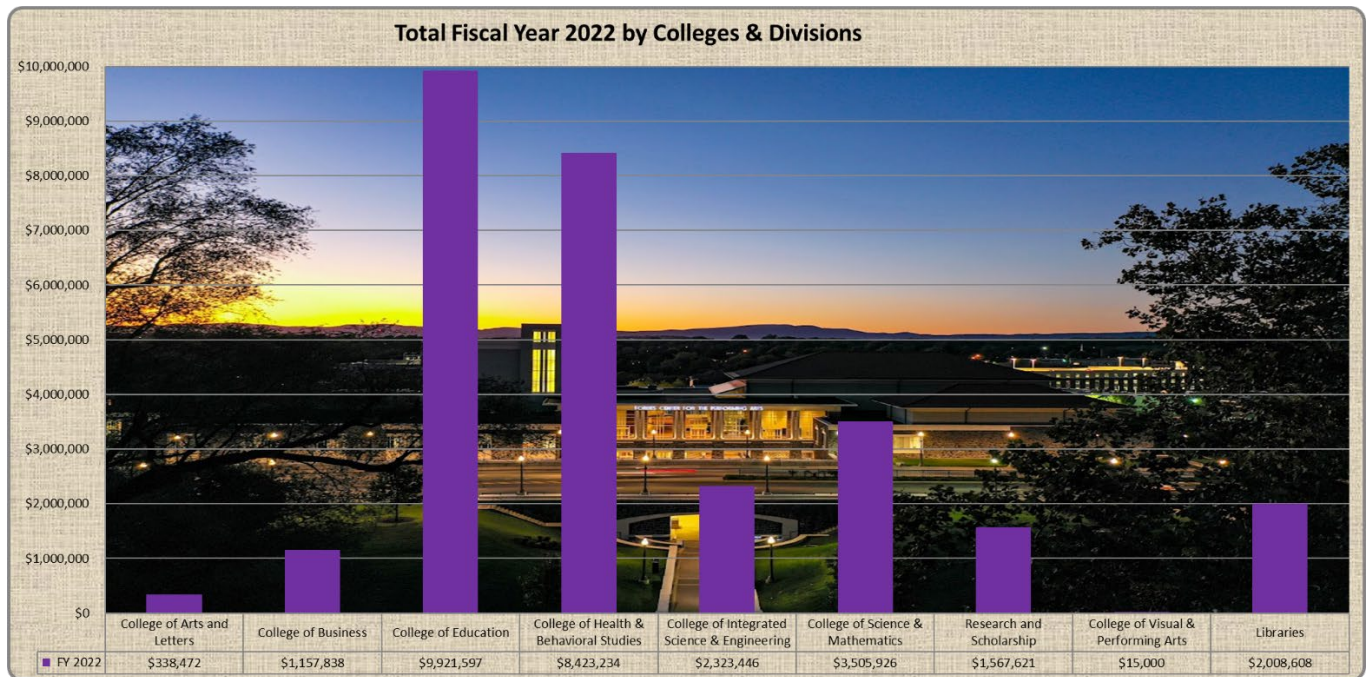


Figure 7. College and Division Funding

D. Awards by Activity Type

Funding received is categorized by predominate activity type. Again, this fiscal year **Public Service & Outreach** represents the most robust area of funding with 84 awards. **Research** activity involves 57 projects. **Instruction** represents 18 projects. **Academic Support** types of activity represent 3 projects. **Institutional Support** comprises 4 projects. This fiscal year JMU received 15 projects categorized as **Student Service**.

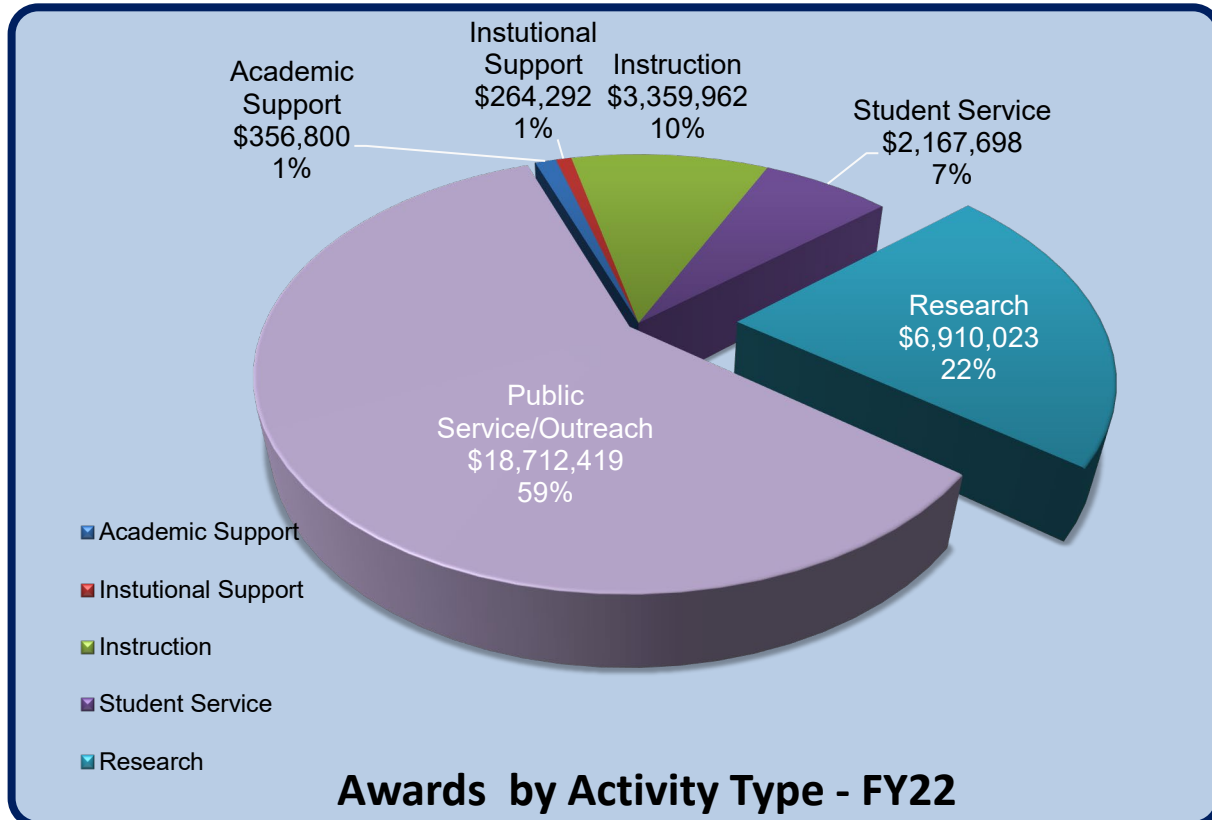


Figure 8. Awards by Activity Type

E. Faculty Assistance/Metrics

The primary focus of OSP Administrative Services (OSPAS) (formerly pre-award) staff activity is assisting principal investigators in preparing budgets and funding applications to sponsors. Additionally a significant amount of time goes to receiving and negotiating funding instruments from sponsors and other organizations and preparing subaward agreements to other entities. Staff also spends time monitoring subrecipients and preparing budget revisions and no-cost extension requests for sponsor approvals at the post-award stage. Much time is devoted to compliance activities, project close-out and report monitoring. Additionally, numerous miscellaneous agreements flow through the office for review and negotiation on behalf of faculty members and the university. These are often agreements to facilitate proposed or funded projects such as Material Transfer Agreements, Non-Disclosure Agreements, Teaming Agreements, Memorandums of Agreement and Entity Agreements.

The OSP Financial Services (OSPFS) side of the operation receives the hand off of projects at the point of award and sets up new awards in all university systems, Finance, HR, and Procurement. The staff administers financial transactions, monitors expenses, performs all financial reporting and invoices a wide variety of sponsors. Personnel also prepare drawdowns from federal sponsors in tandem with the University Business Office. Significant time is spent advising principal investigators and fiscal technicians across the university on how to prepare transactions such as Agency Transaction Vouchers.

All Personnel Action Request Forms which are associated with external funding flow through OSPFS for review and approval. The monthly allocation of recovered indirect costs is performed by OSPFS. Daily tasks include eVA approvals on sponsored programs, Chrome River travel reimbursement requests, and tracking of Accounts Receivables related to sponsored programs.

The chart below captures OSP staff activity during FY22 by transaction type.

TYPE OF ACTIVITY	COUNT FY21	COUNT FY22
Office of Sponsored Programs Administrative Services Metrics		
Contact Hours with Faculty	62.75	176.45
Training Delivered (hours)	9	10
OSP DEI Activity Hours	0	29.25
OSP Training Hours Received	166.25	76.25
Incoming/Outgoing Support Agreements/Negotiations	35	67
Misc. Unfunded Agreements: NDA, MTA, MOU/MOA	63	32
No-Cost Extension Requests	37	42
Budget Revisions	72	40
Technical Reports/Close-Out Activity	223	137*
Special Report Requests/Management Reports	12	22
PI Assurances & Certifications	76	103
Requests for Legal Counsel Review	20	5
Cost Share Requests/ IDC Waivers	4	0
Targeted Funding Opportunities to Individuals	30	13
Interactions with Sponsors/Prior Approvals	30	18
Requests for banking/Payment Information		14
Audit Requests		8
Office of Sponsored Programs Financial Services Metrics		
Payroll Action Request Forms – electronic and paper		699
Travel Authorizations		431
eVA prior approvals		503
Accounting Transaction Voucher approvals		827
Invoices to sponsors		989
Project Closeout Memos		372
Project Closeouts		151
Accounting Vouchers		401
Deposits of Funds		392
Effort Reporting Certifications		330
Fringe Rate Verifications		68
Award Set-Ups		128
Award Revisions (budget revisions)		144
Past Due Notices		24
Prepaid Card Form Approvals		34
Budget checks for OSPAS		129
Total invoiced amount for FY22		\$19,654,184

*Note: During this period, OSP sent reporting reminders only to those personnel who affirmed they desired this courtesy.

F. Unit Initiatives & Successes

In addition to daily processing and faculty and staff interactions, which directly support funding applications, a lot of effort is focused on building collaborations, goodwill and relationships within the grant-seeking community. Following are highlights of new or ongoing initiatives rolled out this past year that were designed to increase a diversified funding portfolio, celebrate and recognize external funding activity and introduce efficiencies in central support operations.

Noftsinger Celebration of Madison Scholarship and Annual Office of Sponsored Programs Recognition Reception

Along with Research Development, the OSP work group planned and assisted with the in-person Recognition Reception to honor all individuals who either applied for or received external funding in the prior fiscal year.

OUTREACH AND EDUCATION:

CFI's Faculty Welcome Information Session – the Associate Director attended this session in Rose Library to represent the office.

CFI Faculty Welcome session – *Supporting your Research, Scholarship, and Creative Endeavors (Online Roundtable)* The Director participated in the welcome for new faculty in August 2021 and provided an overview of the Office of Sponsored Programs' services.

Grant Writing Lab

The Director worked with the Director of Strategic Research Support to develop and deliver a segment on the Office of Sponsored Programs within the Grant Writing Lab to faculty from the College of Education in January 2022.

Talent Development: Grant Proposal Groundwork (TD2354) (2 hours) and Grant Proposal: Building a Budget (TD2355) (2 hours) were facilitated by the Director.

PROFESSIONAL DEVELOPMENT:

All OSP staff are committed to professional development. During the cycle staff participated in the following professional conferences and facilitated professional training for others in the profession:

Society of Research Administrators International Annual Meeting – New Orleans, LA..

The Director was recruited to participate on a panel session at the SRAI national meeting entitled "***Is Anyone Listening? Managing Relationships Across the Grant Life-Cycle***"

VA-SRA Meeting – June 3, 2022 at Virginia Tech. The Director and Associate Director attended.

National Council of University Research Administrators (NCURA): The OSP Director applied for and was accepted into the inaugural cohort of NCURA **EMERGE program**. The program provided a conduit for NCURA members to have equitable access for opportunities to develop as inclusive leaders. Over 6 months the program engaged participants to grow personally and professionally while collaborating with a diverse group of peers. The national program was by application and invitation only.

Director completed the 16th IMPACT cohort for leadership development at JMU during this review period. It was a significant dedication of time.

APPENDIX A

The report reflects total awarded dollars by division, college, and department.



Office of Sponsored Programs

Activity Report

Report Covers: July 01, 2021 - June 30, 2022

**Number of Proposals
Awarded**

181

**Number of Proposals
Received**

280

Awarded Amount

\$31,771,193.32

Breakdown by Division or College

College of Arts and Letters	\$338,472.00
College of Business	\$1,157,838.00
College of Education	\$9,921,596.50
College of Health and Behavioral Studies	\$8,423,233.94
College of Integrated Science and Engineering	\$2,323,445.67
College of Science and Mathematics	\$3,505,926.00
College of Visual and Performing Arts	\$15,000.00
Libraries and Educational Technologies	\$2,008,608.00
Research and Scholarship	\$1,567,620.71
School of Professional and Continuing Education	\$534,335.00
Student Affairs	\$1,969,784.50
University Programs/University Studies	\$5,333.00
Total	\$31,771,193.32

Academic Affairs

<i>Academic Student Success and Enrollment Management</i>			
Molina, Rudy	2	2	
<i>Department/Program Summary</i>		2	2
<i>Center for Global Engagement</i>			
Sensabaugh, Kathleen B.	1	1	
<i>Department/Program Summary</i>		1	1
<i>College/Division Summary</i>		3	3

College of Arts and Letters

<i>English</i>				
Godfrey, Mollie A.	1		1	
Department/Program Summary		1	1	
<i>Foreign Languages, Literatures and Cultures</i>				
Galarreta-Aima, Diana F.	2	1	1	\$4,000.00
Department/Program Summary		2	1	1
Furious Flower Poetry Center				
Alleyne, Lauren K.		1		\$10,000.00
Department/Program Summary			1	\$10,000.00
<i>Mahatma Gandhi Center for Global Nonviolence</i>				
Castle, Taimi L.	1	1		\$40,678.00
Department/Program Summary		1	1	\$40,678.00
<i>Political Science</i>				
Blake, Charles H.			1	
Department/Program Summary			1	
<i>School of Communication Studies</i>				
Capizzo, Luke	2		2	
Harvell-Bowman, Lindsey A.	1		1	
Meganck, Shana L.		1		\$11,004.00
Department/Program Summary		3	1	3
School of Media Arts and Design				
Dinc, Nefin	1		1	
Mellinger, Gwyneth	1	1		\$25,000.00
Department/Program Summary		2	1	1

	<i>Submitted</i>	<i>Awarded</i>	<i>Pending</i>	<i>Awarded Amount</i>
<i>Sociology and Anthropology</i>				
Blanton, Dennis B.	2	2		\$33,840.00
Ezzell, Matthew	1	1		\$31,599.00
Hu, Di	1		1	
<i>Department/Program Summary</i>	4	3	1	\$65,439.00
<i>WMRA</i>				
McCoy, Meghann N.	2	2		\$182,351.00
<i>Department/Program Summary</i>	2	2		\$182,351.00
<i>College/Division Summary</i>	15	10	8	\$338,472.00

College of Business

<i>Center for Economic Education</i>					
Wood, William C.		1		\$94,174.00	
Department/Program Summary		1		\$94,174.00	
<i>Hart School of Hospitality, Sport and Recreation Management</i>					
Carr, Julia W.	3	4	3	\$70,513.00	
Department/Program Summary		3	4	3	\$70,513.00
<i>Institute of Certified Professional Managers</i>					
Foreman, Kimberley A.	2	1	1	\$411,831.00	
Department/Program Summary		2	1	1	\$411,831.00
<i>Small Business Development Center</i>					
Krech, Joyce H.	8	8	1	\$581,320.00	
Department/Program Summary		8	8	1	\$581,320.00
College/Division Summary		13	14	5	\$1,157,838.00

College of Education

<i>Dean's office</i>				
Almarode, John T.	3	3		\$339,890.50
Zugelder, Bryan S.	4	3	1	\$1,767,907.00
Department/Program Summary	7	6	1	\$2,107,797.50
<i>Early, Elementary, and Reading Education</i>				
Lewis, Mark A	1		1	
Sharifian, Maryam S.	4	4	1	\$3,847,725.00
Department/Program Summary	5	4	2	\$3,847,725.00
<i>Education Support Center</i>				
Hall, Dara M.	2	2		\$15,650.00
Department/Program Summary	2	2		\$15,650.00
<i>Educational Foundations and Exceptionalities</i>				
Snyder, Sara M.	2	2	1	\$66,660.00
Department/Program Summary	2	2	1	\$66,660.00
<i>Learning, Technology, and Leadership Education</i>				
Foucar-Szocki, Diane L.	2	2	1	\$297,620.00
Smith-Woofter, Monica B.	2	2		\$500,000.00
Department/Program Summary	4	4	1	\$797,620.00
<i>Middle, Secondary, and Mathematics Education</i>				
Lupo, Sarah M.	1		1	
Department/Program Summary	1		1	
<i>Training/Technical Assistance Center</i>				
McNaught, John T.	2	2		\$66,068.00
Zugelder, Bryan S.	2	5		\$2,872,625.00
Department/Program Summary	4	7		\$2,938,693.00

	<i>Submitted</i>	<i>Awarded</i>	<i>Pending</i>	<i>Awarded Amount</i>
VA-DC FIRST LEGO League				
Swayne, Nick D.	4	4		\$16,698.00
Department/Program Summary	4	4		\$16,698.00
Young Children's Program				
Taylor, Amy L.	1	1		\$107,800.00
Thelk, Amy D.	1	1		\$22,953.00
Department/Program Summary	2	2		\$130,753.00
College/Division Summary	31	31	6	\$9,921,596.50

College of Health and Behavioral Studies

<i>Communication Sciences and Disorders</i>				
Clinard, Christopher G.	1		1	
Dudding, Carol C.	3	3		\$134,200.00
Kamarunas, Erin E.	1		1	
Lee, Jaime B.	2		2	
Piker, Erin G.	3	1	2	\$973.83
Zane, Emily R.	3	1	2	\$1,090.00
Department/Program Summary	13	5	8	\$136,263.83
<i>Graduate Psychology</i>				
Atwood, Kelly C.	1	1		\$200,674.00
Brewster, Jo Anne	2	2		\$6,800.00
Evans, Amanda M.		1		\$402,053.00
Kielty, Michele L.	1		1	
Leventhal, Brian C.	1		1	
Meixner, Cara			1	
Stokes, Trevor F.	2	2		\$73,500.00
Department/Program Summary	7	6	3	\$683,027.00
<i>Health Professions</i>				
Goetschius, John W	1	1		\$500.00
Maiewski, Sharon F.	2		2	
Department/Program Summary	3	1	2	\$500.00
<i>Health Sciences</i>				
Coleman, Ailton S.	1		1	
Department/Program Summary	1		1	

	<i>Submitted</i>	<i>Awarded</i>	<i>Pending</i>	<i>Awarded Amount</i>
<i>Institute for Innovation in Health and Human Services</i>				
Akerson, Emily K.	4	4		\$49,800.00
Bartley, Jolynne	14	15	7	\$1,269,348.36
Finnegan, Brent M.	1	2		\$504,393.00
Gibbs, Danette C.	1		1	
Hartzler-Weakley, Kimberlee	9	10	4	\$4,397,828.12
Maiewski, Sharon F.	2	3		\$128,110.60
Moreno, Carmen	3	3	2	\$255,899.00
Plitt Donaldson, Linda	3	1	2	\$6,230.00
<i>Department/Program Summary</i>	37	38	16	\$6,611,609.08
<i>Kinesiology</i>				
Moran, Thomas E.	3	1	4	\$275,000.00
Nye, Susan B.	1		1	
<i>Department/Program Summary</i>	4	1	5	\$275,000.00
<i>Nursing</i>				
Lam, Christina K.	1		1	
Robinson, Jaime D.	1		1	
Sawin, Erika M.	1	1		\$699,324.00
<i>Department/Program Summary</i>	3	1	2	\$699,324.00
<i>Psychology</i>				
Barron, Kenneth E.	1	1		\$16,620.03
Irons, Jessica G.	1		1	
Melchiori, Kala J.	1	1		\$890.00
<i>Department/Program Summary</i>	3	2	1	\$17,510.03
<i>College/Division Summary</i>	71	54	38	\$8,423,233.94

College of Integrated Science and Engineering

<i>College of Integrated Science and Engineering</i>				
Kolvoord, Robert A.	4		4	
<i>Department/Program Summary</i>	4		4	
<i>Computer Science</i>				
Buchholz, Florian P.	1		1	
El-Tawab, Samy S.	2	1	1	\$22,000.00
Heydari, M. Hossain	1	1	1	\$115,445.64
Mayfield, Christopher S.	1		1	
Richards, Kirsten E.		1		\$90,781.00
Simmons, Sharon J.		1		\$208,333.00
Weikle, Dee A.	1	1		\$204,039.00
<i>Department/Program Summary</i>	6	5	4	\$640,598.64
<i>Engineering</i>				
Henriques, Justin J.	4	3	1	\$355,300.00
Joshi, Shraddha P.	1	1		\$10,000.00
Nagel, Jacquelyn K.	1		1	
Nagel, Robert L.		1	1	\$100,000.00
<i>Department/Program Summary</i>	6	5	3	\$465,300.00

	<i>Submitted</i>	<i>Awarded</i>	<i>Pending</i>	<i>Awarded Amount</i>
<i>School of Integrated Sciences</i>				
Bortolot, Zachary J.	1		1	
Brent, Robert N.	1	3		\$316,765.00
Coffman, Jennifer E.	2	3		\$595,120.03
Nash, Carole L.	1	1		\$650.00
Salman, Ahmad A.	1		1	
Thomas, Linda M.			1	
York, Emily R.		1		\$305,012.00
<i>Department/Program Summary</i>	6	8	3	\$1,217,547.03
<i>College/Division Summary</i>	22	18	14	\$2,323,445.67

College of Science and Mathematics

<i>Biology</i>				
Barnard-Kubow, Karen B.	1	1		\$378,051.00
Bloss, Timothy A.	1	1		\$10,000.00
Brown, Justin W.	1		1	
Cleland, Corey L.	4	4		\$192,070.00
de Vasconcellos, Jaira F.	1		1	
Enke, Raymond A.	2	1	1	\$48,978.00
Kubow, Kristopher E.	1		1	
Parker, M. Rockwell	1	1		\$29,705.00
Reider, Kelsey E	1		1	
Rife, Terrie K.		1		\$45,000.00
Velayudhan, Bisi T.	1	1		\$250.00
Vidal, George	1	1		\$210,600.00
Walker, Marquis	1		1	
Wunderlich, Roshna E.	2	2		\$22,351.00
Wurch, Louie L.	1		1	
<i>Department/Program Summary</i>	19	13	7	\$937,005.00

	<i>Submitted</i>	<i>Awarded</i>	<i>Pending</i>	<i>Awarded Amount</i>
<i>Chemistry & Biochemistry</i>				
Baber, Ashleigh E.	1		1	
Downey, Daniel M.	1	1		\$10,000.00
Hughey, Christine A.	1	1		\$522,092.00
Kokhan, Oleksandr	1	1	1	\$402,105.00
Peters, Gretchen		1		\$55,000.00
Raston, Paul L.	1	1		\$350,000.00
Wright, Nathan T.	4	2	2	\$6,750.00
<i>Department/Program Summary</i>	9	7	4	\$1,345,947.00
<i>College of Science and Mathematics</i>				
Cresawn, Kerry O.	1	1		\$171,381.00
<i>Department/Program Summary</i>	1	1		\$171,381.00
<i>Geology and Environmental Science</i>				
Garcia, Angel A.	1		1	
Haynes, John T.	1		1	
Lukens, William		1	1	\$119,293.00
McGary, Shane		1		\$349,914.00
Whitmeyer, Steven J.	1	1		\$14,710.00
<i>Department/Program Summary</i>	3	3	3	\$483,917.00
<i>Mathematics and Statistics</i>				
Gibson, Jenny S.	1		1	
Lovin, LouAnn	1		1	
Warne, Paul G.	2	1	1	\$175,000.00
<i>Department/Program Summary</i>	4	1	3	\$175,000.00

	<i>Submitted</i>	<i>Awarded</i>	<i>Pending</i>	<i>Awarded Amount</i>
<i>Physics & Astronomy</i>				
Banu, L. Adriana		1		\$6,137.00
Constantin, Costel	1		1	
Feitosa, Klebert B.	1		1	
Fukumura, Keigo	3	4		\$211,556.00
Hughes, William C.	1	1		\$1,000.00
Niculescu, M. Ioana	3	1	2	\$100,000.00
Rost, Christina M.	2	1	1	\$73,983.00
<i>Department/Program Summary</i>	11	8	5	\$392,676.00
<i>College/Division Summary</i>	47	33	22	\$3,505,926.00

College of Visual and Performing Arts

<i>Forbes Center for the Performing Arts</i>				
Byrne, Regan M.	1	3		\$15,000.00
Stringham, David A.	1		1	
Department/Program Summary				
	2	3	1	\$15,000.00
<i>Institute for Creative Inquiry</i>				
Robinson, Daniel L.	1		2	
Department/Program Summary				
	1		2	
<i>Madison Art Collection</i>				
Soenksen, Virginia M.	1		1	
Department/Program Summary				
	1		1	
<i>Music</i>				
Stringham, David A.	2		2	
Department/Program Summary				
	2		2	
<i>School of Art, Design and Art History</i>				
Hinderliter, Beth B	1		1	
Department/Program Summary				
	1		1	
College/Division Summary	7	3	7	\$15,000.00

Intercollegiate Athletics

Sports Medicine

Straughn, Cameron D.

1

Department/Program Summary

1

College/Division Summary

1

Libraries and Educational Technologies

<i>Libraries & Educational Technologies</i>			
Nowiskie, Bethany P.	1	2	\$2,008,608.00
Department/Program Summary	1	2	\$2,008,608.00
College/Division Summary	1	2	\$2,008,608.00

Research and Scholarship

<i>Center for International Stabilization & Recovery</i>				
Fiederlein, Suzanne L.	10	3	8	\$1,029,796.94
Department/Program Summary	10	3	8	\$1,029,796.94
<i>Center for the Advancement of Sustainable Energy</i>				
Holland, S. Keith	1	1		\$36,725.00
Miles, Jonathan J.	3	3		\$176,677.77
Pangle, Remy M.	1	1		\$25,000.00
Department/Program Summary	5	5		\$238,402.77
<i>Research and Scholarship</i>				
Holland, S. Keith	1	1		\$199,421.00
Muhonja, Brillian	1		1	
Department/Program Summary	2	1	1	\$199,421.00
<i>Technology Innovation and Economic Development</i>				
Bourne, Mary Lou	1		1	
Department/Program Summary	1		1	
<i>Virginia Clean Cities</i>				
Harned, Alleyn S.	3	1	2	\$100,000.00
Wade, Matthew G.	1		1	
Department/Program Summary	4	1	3	\$100,000.00
College/Division Summary	22	10	13	\$1,567,620.71

School of Professional and Continuing Education

<i>School of Professional and Continuing Education</i>				
Lubin, Melissa M.	4	2	2	\$517,403.00
MacDonald, Sarah K.	1	1		\$16,932.00
<hr/>				
<i>Department/Program Summary</i>	5	3	2	\$534,335.00
<i>College/Division Summary</i>	5	3	2	\$534,335.00

Student Affairs

<i>University Health Center</i>			
Ouren, Chris M.	1	1	\$1,962,000.00
<i>Department/Program Summary</i>		1	1
			\$1,962,000.00
<i>University Recreation</i>			
Doulamis, Sonia	1	1	\$7,784.50
<i>Department/Program Summary</i>		1	1
			\$7,784.50
<i>College/Division Summary</i>	2	2	\$1,969,784.50

University Programs/University Studies

<i>Interdisciplinary Liberal Studies</i>			
Schmitt-Harsh, Mikaela L.	1	1	\$5,333.00
Department/Program Summary	1	1	\$5,333.00
College/Division Summary	1	1	\$5,333.00

APPENDIX B

The report reflects total awards by sponsor type.



Office of Sponsored Programs

Awards by Sponsor Type

Report Covers: July 01, 2021 - June 30, 2022

<i>Type of Agency</i>	<i>Award Totals</i>	<i>Number of Awards</i>
Federal	\$22,644,517.51	81
Foundation	\$2,803,751.83	22
Industry	\$175,000.00	1
Private/Non-Profit	\$3,467,731.51	43
State	\$1,976,465.50	13
University	\$542,772.97	11
VA City/County	\$160,954.00	10
	\$31,771,193.32	181

APPENDIX C

The report reflects total awards by Department and Division.



Office of Sponsored Programs

Awards by Department and Division

Report Covers: July 01, 2021 - June 30, 2022

College of Arts and Letters

Department	Total Amount
Foreign Languages, Literatures and Cultures	\$4,000.00
Furious Flower Poetry Center	\$10,000.00
Mahatma Gandhi Center for Global Nonviolence	\$40,678.00
School of Communication Studies	\$11,004.00
School of Media Arts and Design	\$25,000.00
Sociology and Anthropology	\$65,439.00
WMRA	\$182,351.00
	<hr/>
	\$338,472.00

College of Business

Department	Total Amount
Center for Economic Education	\$94,174.00
Hart School of Hospitality, Sport and Recreation Management	\$70,513.00
Institute of Certified Professional Managers	\$411,831.00
Small Business Development Center	\$581,320.00
	<hr/>
	\$1,157,838.00

College of Education

Department	Total Amount
Dean's office	\$2,107,797.50
Early, Elementary, and Reading Education	\$3,847,725.00
Education Support Center	\$15,650.00
Educational Foundations and Exceptionalities	\$66,660.00
Learning, Technology, and Leadership Education	\$797,620.00
Training/Technical Assistance Center	\$2,938,693.00
VA-DC FIRST LEGO League	\$16,698.00
Young Children's Program	\$130,753.00
	<hr/>
	\$9,921,596.50

College of Health and Behavioral Studies

Department	Total Amount
Communication Sciences and Disorders	\$136,263.83
Graduate Psychology	\$683,027.00
Health Professions	\$500.00
Institute for Innovation in Health and Human Services	\$6,611,609.08
Kinesiology	\$275,000.00
Nursing	\$699,324.00
Psychology	\$17,510.03
	<hr/>
	\$8,423,233.94

College of Integrated Science and Engineering

Department	Total Amount
Computer Science	\$640,598.64
Engineering	\$465,300.00
School of Integrated Sciences	\$1,217,547.03
	<hr/>
	\$2,323,445.67

College of Science and Mathematics

Department	Total Amount
Biology	\$937,005.00
Chemistry & Biochemistry	\$1,345,947.00
College of Science and Mathematics	\$171,381.00
Geology and Environmental Science	\$483,917.00
Mathematics and Statistics	\$175,000.00
Physics & Astronomy	\$392,676.00
	<hr/>
	\$3,505,926.00

College of Visual and Performing Arts

Department	Total Amount
Forbes Center for the Performing Arts	\$15,000.00
	<hr/>
	\$15,000.00

Libraries and Educational Technologies

Department	Total Amount
Libraries & Educational Technologies	\$2,008,608.00
	<hr/>
	\$2,008,608.00

Research and Scholarship

Department	Total Amount
Center for International Stabilization & Recovery	\$1,029,796.94
Center for the Advancement of Sustainable Energy	\$238,402.77
Research and Scholarship	\$199,421.00
Virginia Clean Cities	\$100,000.00
	<hr/>
	\$1,567,620.71

School of Professional and Continuing Education

Department	Total Amount
School of Professional and Continuing Education	\$534,335.00
	<hr/>
	\$534,335.00

Student Affairs

Department	Total Amount
University Health Center	\$1,962,000.00
University Recreation	\$7,784.50
	<hr/>
	\$1,969,784.50

University Programs/University Studies

Department	Total Amount
Interdisciplinary Liberal Studies	\$5,333.00
	<hr/>
	\$5,333.00

Grand Total	\$31,771,193.32
--------------------	------------------------