



Office of Sponsored Programs Annual Report Fiscal Year 2021

July 1, 2020 – June 30, 2021
James Madison University
Research & Scholarship



JAMES MADISON
UNIVERSITY.

Fiscal Year 2021 Annual Report

Research & Scholarship – James Madison University
Office of Sponsored Programs

I. SUMMARY OF ACTIVITY

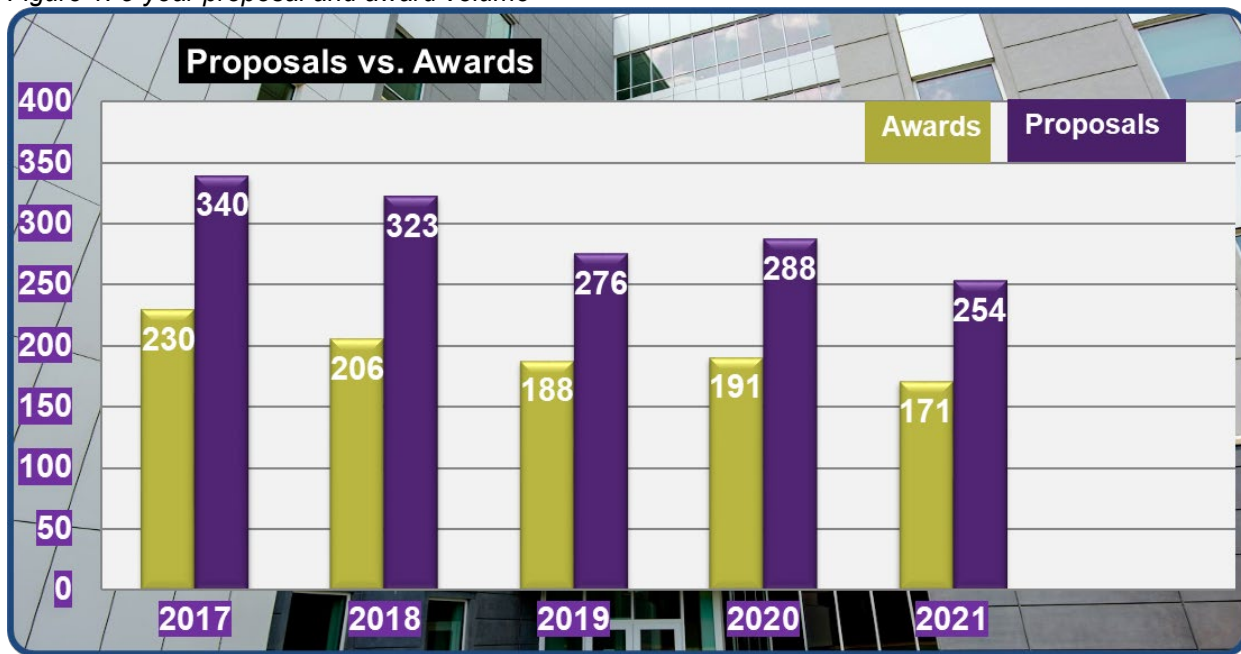
A. Funding Overview

Sponsored programs activity at the University remained stable with a slight increase during fiscal year 2021 (FY21) in terms of total dollars. In spite of lower volume of funding applications and awards, funding was up slightly by 4% or \$803,881 to \$22,912,738. The effects of the COVID-19 pandemic were felt in terms of fewer funding applications submitted during the period.

Proposals submitted decreased by 34 to 254, a 12% decrease, compared to the prior year and awards received (171) decreased by 20 from the previous year by 10%. Though the number of awards are down markedly over the trend of the past 5 years, award amounts and total funding are trending higher over the same period. Actual dollars received in FY21 was the highest since FY2010.

JMU faculty, students, and staff submitted an array of funding applications, many interdisciplinary in focus or involving collaborations with outside organizations. The following charts reflect the volume of proposals and awards during the previous five-year period and funding trends over 10 years.

Figure 1. 5-year proposal and award volume



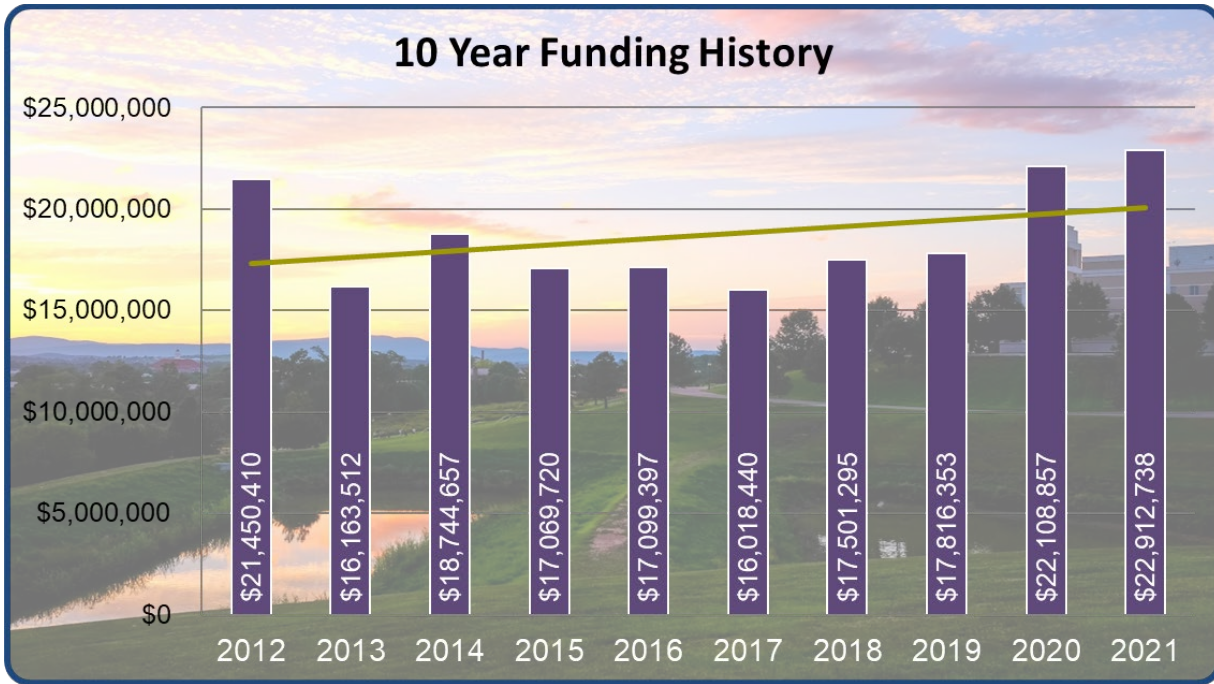


Figure 2. 10-year funding history

B. Funding Agencies

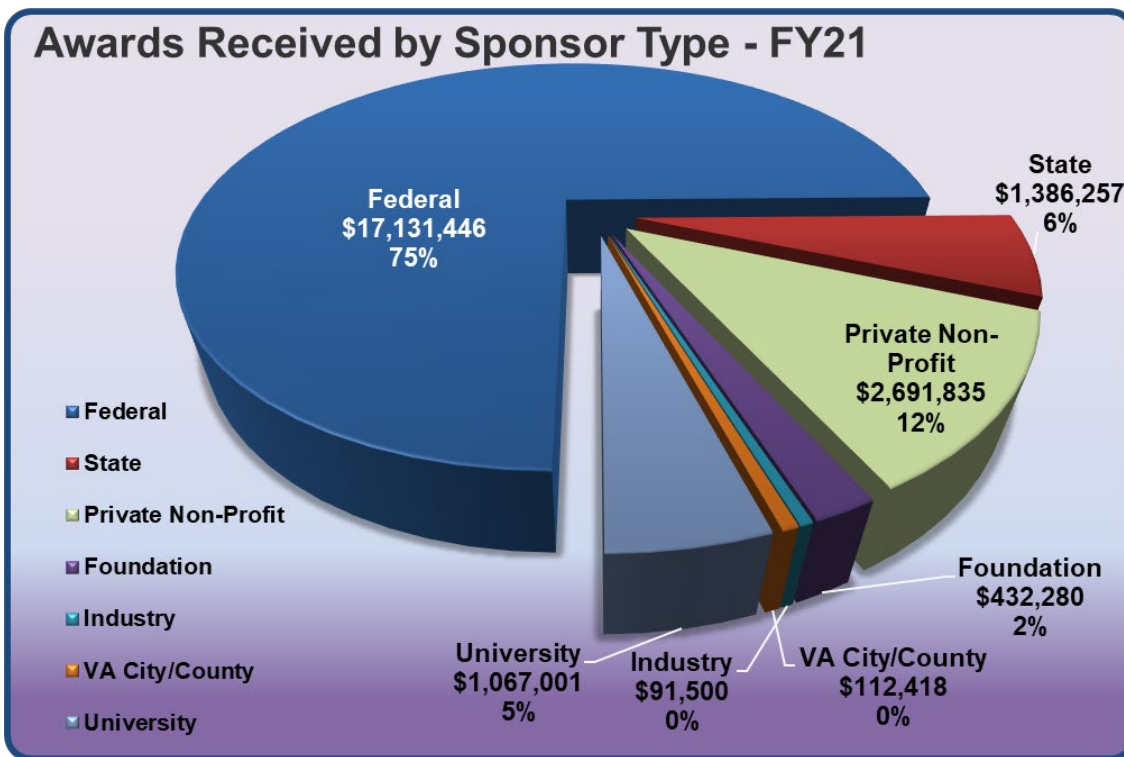


Figure 3. Awards by Sponsor Sector

Figure 3 illustrates funding received by sponsor type in FY21 to support research, instruction, public service & outreach, and many other activities at JMU. Of the 171 awards received in FY21, the majority in both number and total award amount came from the federal government either as direct assistance or as flow-through to the University from Virginia state agencies and other universities.

Federal support represented 75% of total support in FY21 of the total awards at \$17,131,446, growing steadily over the past 5 years. Combined federal and state funds represented 81% of total funding. JMU's funding portfolio continues to rely very heavily on federal or federal pass through funding.

I. Federal



Awards from the federal government exceeded \$17 million of the total amount received in FY21, a large increase in federal funding from FY20. Again, this fiscal year the US Department of Health and Human Services was the primary sponsor of funded projects in terms of total dollars at \$7,315,538, supporting 21 awards. This is more than a \$2 million increase over FY20 and is 43% of all federal funding received and 32% of total funding.

The US Department of Education was the second largest funder with 16 projects valued at \$4,316,419, or 25% of all federal funding. This is primarily sustaining support of existing programming, rather than new funding.

The National Science Foundation was the third largest federal funder in FY21 at \$2,680,923 for 12 projects this fiscal year versus 11 projects funded last fiscal year.

The US Department of State was the fourth largest sponsor this fiscal year, funding a total of 2 projects with total value of \$760,032 compared to \$1,051,824 in FY20.

The US Department of Energy funded 9 awards totaling \$745,586. This represents more projects than in prior years but the awards are relatively small.

Other sources of federal funding were 12 funded projects from the US Small Business Administration, USDA, the National Endowment for the Humanities, the National Endowment for the Arts, and NASA.

II. State



In FY21, Commonwealth of Virginia agencies decreased direct funding by 26%, continuing this trend from the prior fiscal year with 15 projects worth \$1,386,257. It is important to note that state agencies channeled significant federal funding to the university in the form of pass-through awards. These totals are captured under the federal totals since the federal government is the ultimate source of the funding. The Virginia Department of Education and the Virginia Department of Health comprised the largest percentage of total state contributions towards externally funded projects at the university but ongoing projects were also funded by the Virginia Department of Social Services and the Virginia Department of Mines, Minerals and Energy.

III. Private/Non-Profit

Private/Non-Profit agencies provided 43 awards in FY21 totaling \$2,691,835 compared to \$2,753,632 in FY20. This represents 12% of total funding.

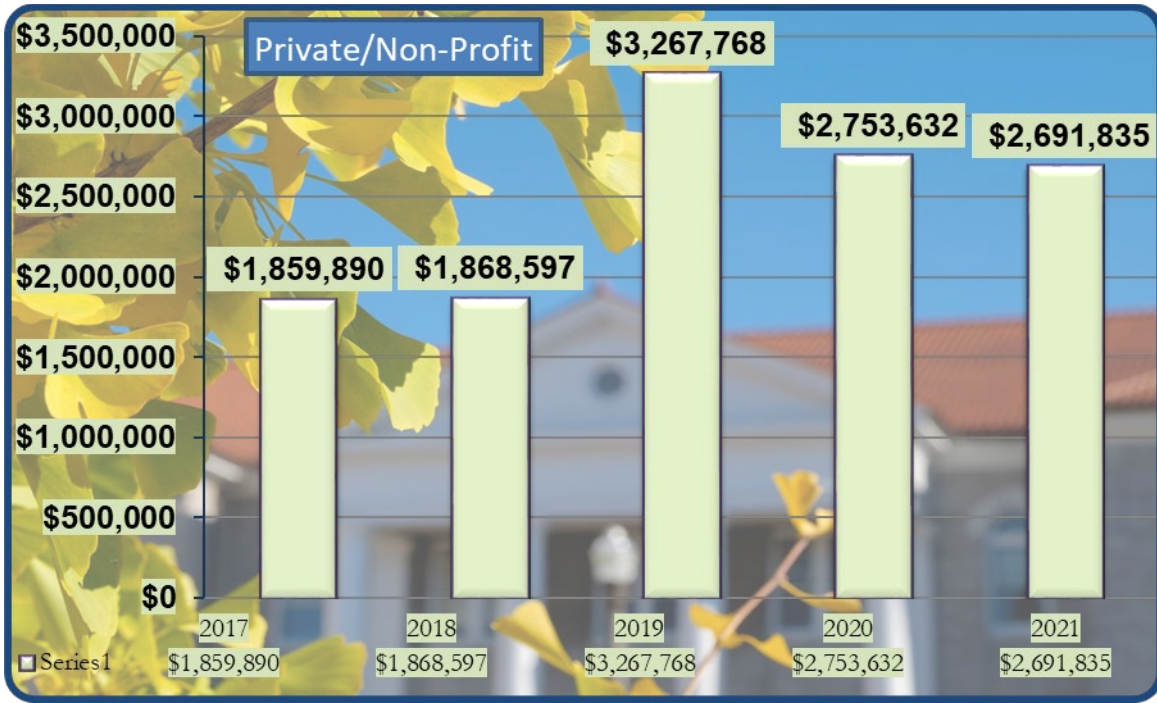


Figure 4. Private/Non- Profit Funding

IV. Foundations

Foundation sponsorship decreased sharply this year at \$432,280 compared to \$1,254,008 in FY20. This year, the university received 21 awards from a diverse range of foundations, including the Jack Kent Cooke Foundation, the American Academy of Audiology Foundation, the Dominion Foundation, the Claude Moore Charitable Foundation, the Petroleum Research Fund, the Camille and Henry Dreyfus Foundation, the Kern Family Foundation, and the Learning by Giving Foundation.

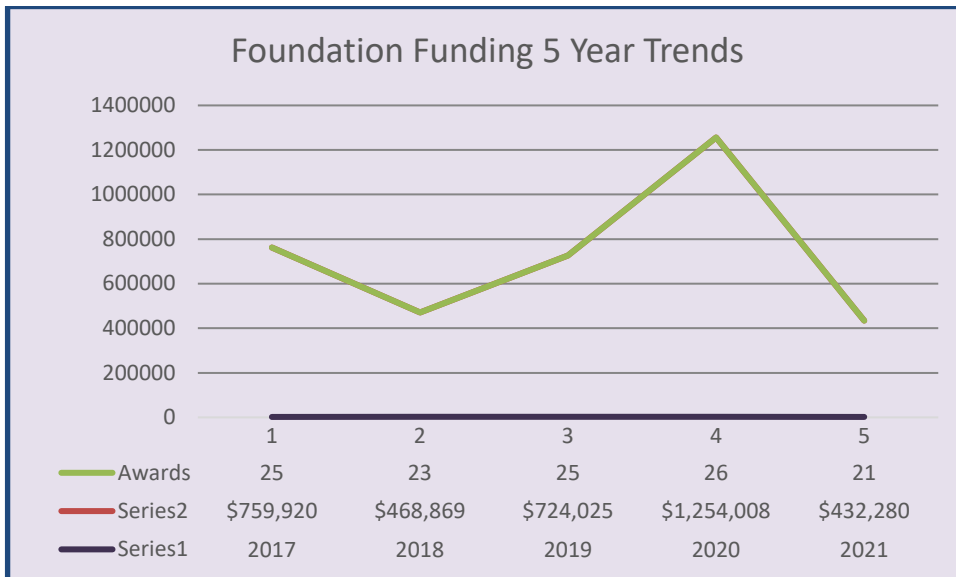


Figure 5. Foundation Support

V. Industry

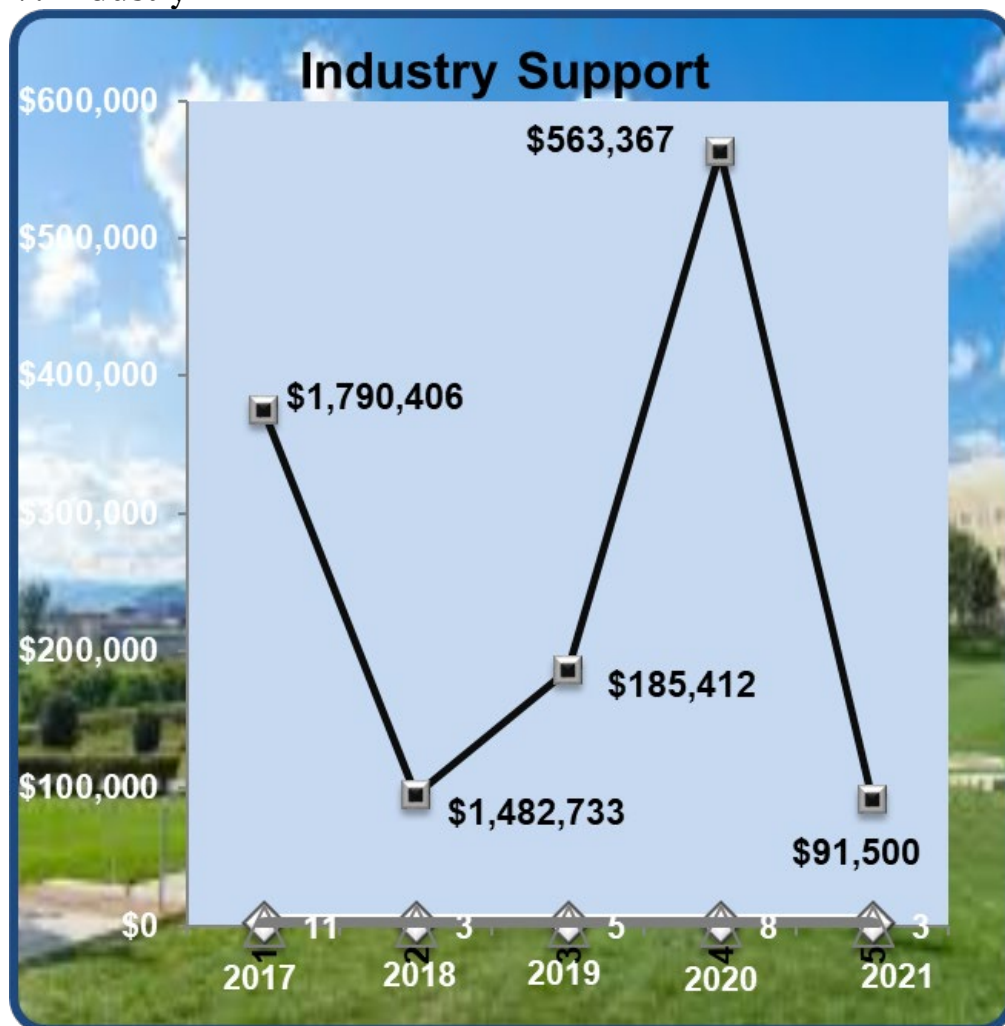


Figure 6. Industry Funding

Awards from Industry sponsors decreased 84% this fiscal year to \$91,500 reflective of the overall anemic economy. Funding received supported 3 projects vs. 8 in FY20. Funding from industry represents less than 1% of total funding received. Though funding from the Industry sector fluctuates, entrepreneurial activity is a significant area for providing valuable experiences as principal investigators explore collaborations with their business counterparts.

VI. Other

University and Virginia City/County sponsors contributed a total of \$1,179,419 of the total funding received during FY21. Though this is a fraction of the total award dollars, it represents 17 projects at the University. These sources of funding afford many students hands-on experiences.

VII. COVID/CARES ACT/American Rescue Plan Act Stabilization Funding

The University received 7 awards totaling \$849,500 to support of direct programming related to impacts from the COVID-19 pandemic including funding from the Health Resources and Services Administration, the National Endowment for the Arts, the Corporation for Public Broadcasting, the City of Harrisonburg and Early Impact Virginia. The Office of Sponsored Programs also assisted the Finance division in receiving \$27,995,206 in CARES ACT Higher Education Emergency Relief Fund.

C. External Funding Activity by College or University Division

The awards obtained by JMU faculty and staff range in type, including research, public service/outreach, continuing education, and instruction. Collaborative activity involving multidisciplinary projects, inter-institutional collaborations, and private and industry partnerships continues to be central to the proposal development process.

College or Division	Total Submissions	Total Awards	Total Award Value	% of Total
Academic Affairs	10	5	\$995,342	6.48%
Research & Scholarship	25	15	\$2,245,168	18.69%
Other: includes Administration & Finance, Access & Enrollment Management, University Studies and the Office of the President	8	6	\$319,541	.89%
College of Arts & Letters	20	14	\$557,800	1.75%
College of Science & Mathematics	47	28	\$3,197,460	12.86%
College of Visual & Performing Arts	6	4	\$42,100	.02%
College of Business	10	11	\$1,089,340	5.71%
College of Education	22	16	\$3,942,067	9.36%
College of Health & Behavioral Studies	66	53	\$8,686,294	39.94%
College of Integrated Science & Engineering	40	19	\$1,837,626	4.3%
TOTALS:	254	171	\$22,912,738	100%

Table 2. Funding Statistics by College & Division

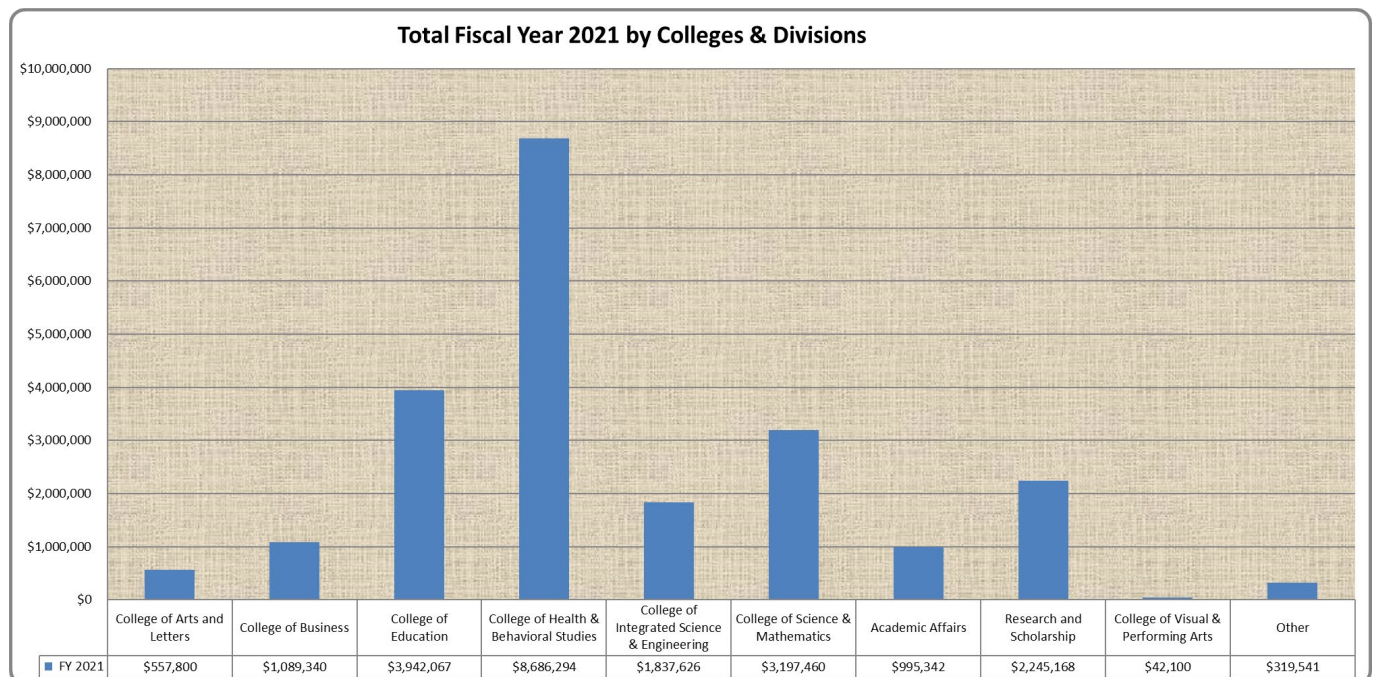


Figure 7. College and Division Funding

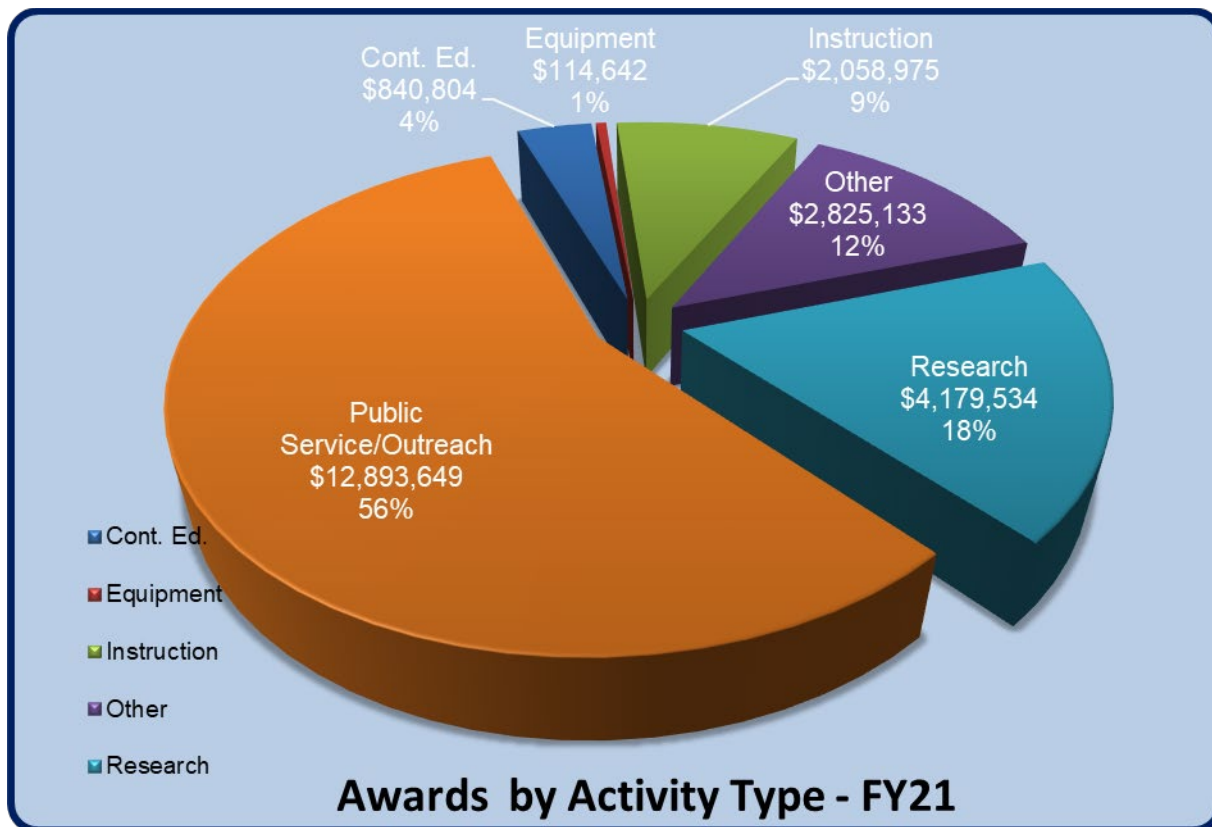


Figure 8. Awards by Activity Type

D. Awards by Activity Type

Funding received is categorized by predominate activity type. Again, this fiscal year **Public Service & Outreach** represents the most robust area of funding with 70 awards. **Research** activity involves 48 projects. **Instruction** represents 20 projects. **Other** types of activity represent 26 projects. **Continuing Education** comprises 6 projects. This fiscal year JMU received one **Equipment** grant under the National Science Foundation Major Research Instrumentation program.

E. Faculty Assistance/Metrics


In September 2020 the pre-award and post-award units of the Office of Sponsored Programs were brought together into one unit under the division of Research and Scholarship as a direct result of the recommendation of the Research & Scholarship Task Force. In the brief period since the units coalesced the Office of Sponsored Programs has identified and eliminated several redundancies, achieved greater outreach, and improved communication consistency.

The primary focus of OSP Administrative Services (OSPAS) (formerly pre-award) staff activity is assisting principal investigators in preparing budgets and funding applications to sponsors. Additionally a significant amount of time goes to receiving and negotiating funding instruments from sponsors and other organizations and preparing subaward agreements to other entities. Staff also spends time monitoring subrecipients and preparing budget revisions and no-cost extension requests for sponsor approvals at the post-award stage. Much time is devoted to compliance activities, project close-out and report monitoring. Additionally, a variety of miscellaneous agreements flow through the office for review and negotiation on behalf of faculty members and the University. These are often agreements to facilitate proposed or funded projects such as Material Transfer Agreements, Non-Disclosure Agreements, Teaming Agreements, Memorandums of Agreement and Entity Agreements.

The OSP Financial Services (OSPFS) side of the operation seamlessly sets up new awards in all University systems, Finance, HR, and Procurement. The staff administers financial transactions, monitors expenses and invoices a wide variety of sponsors. Personnel also perform drawdowns from federal sponsors in tandem with the University Business Office. Significant time is also spent advising principal investigators and fiscal technicians across the university on how to prepare transactions such as Agency Transaction Vouchers. All Personnel Action Request Forms which are associated with external funding flow through OSPFS for review and approval. The monthly allocation of recovered indirect costs is also handled through OSPFS. Daily tasks include eVA approvals on sponsored programs, Chrome River travel reimbursement requests, and tracking of Accounts Receivables related to sponsored programs.

The chart below captures OSP staff activity during FY21 by transaction type. It is important to note that the staff also moved the office in October 2020 and had a significant vacancy during the reporting period.

TYPE OF ACTIVITY	COUNT FY20	COUNT FY21
Contact Hours with Faculty	83	62.75
Training Delivered (hours)	9.25	9
Incoming/Outgoing Support Agreements/Negotiations	39	35
Misc. Unfunded Agreements: NDA, MTA, MOU/MOA	76	63
No-Cost Extension Requests	89	37
Budget Revisions	93	72
Technical Reports/Close-Out Activity	250	223
Special Report Requests/Management Reports	43	12
PI Assurances & Certifications	76	76
Requests for Legal Counsel Review	14	20
Cost Share Requests/ IDC Waivers	7	4
Targeted Funding Opportunities to Individuals	34	30
Interactions with Sponsors/Prior Approvals	59	30
Payroll Action Request Forms – electronic and paper		801
OSP Training Hours Received		166.25



F. Unit Initiatives & Successes

In addition to daily processing and faculty and staff interactions which directly support funding applications, a lot of effort is focused on building collaborations, goodwill and relationships within the grant-seeking community. Following are highlights of new or ongoing initiatives rolled out this past year which were designed to increase a diversified funding portfolio, celebrate and recognize external funding activity and introduce efficiencies in central support operations.

Noftinger Celebration of Madison Scholarship and Annual Office of Sponsored Programs Recognition Reception

Along with Research Development, the OSP work group planned and assisted with the online Recognition Reception to honor all individuals who either applied for or received external funding in fiscal year 2021.

OUTREACH AND EDUCATION:

CFI Faculty Welcome session – *Supporting your Research, Scholarship, and Creative Endeavors*

The Director participated in the virtual online welcome for new faculty on August 24, 2020 and provided an overview of the Office of Sponsored Programs services.

Grant Writing Lab

The Director worked with the Director of Strategic Research Support to develop and deliver a segment on the Office of Sponsored Programs within the Grant Writing Lab to faculty from the College of Science and Mathematics (January 2021) and to faculty from the College of Arts and Letters (May 2021).

PROFESSIONAL DEVELOPMENT:

All OSP staff are committed to professional development. During the cycle staff participated in the following professional conferences and facilitated professional training for others in the profession:

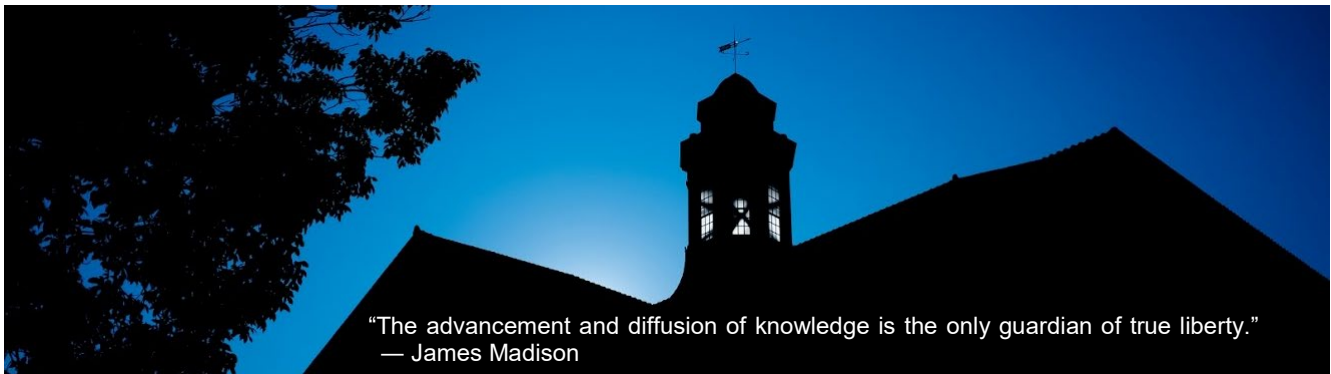
Society of Research Administrators International Annual Meeting – Virtual

SRA Pre-Award Intensive Training – for Grants Technician

VA-SRA Meeting – Virtual on June 14-15, 2021

SRAI November 2020 Coffee Talk: *Making it Work: Fostering and Managing Relationships with PIs*

The Director was invited to be a panelist for this topic for a one-hour interactive session on best practices to cultivate strong relationships with the faculty we serve.



*"The advancement and diffusion of knowledge is the only guardian of true liberty."
— James Madison*

APPENDIX A

The report reflects total awarded dollars by division, college, and department.



Office of Sponsored Programs

Award Dollars by College, Department, and PI

Report Covers: July 01, 2020 - June 30, 2021

Academic Affairs

Awarded Amount

Center for Civic Engagement

Swayne, Nick D. 21-068 \$2,500.00

Swayne, Nick D. 21-020 \$2,000.00

Department Total **\$4,500.00**

Professional and Continuing Education

Lubin, Melissa M. 21-009 \$424,707.00

Lubin, Melissa M. 21-003 \$62,568.00

Swayne, Christine E.

Lubin, Melissa M. 21-027 \$503,567.00

Department Total **\$990,842.00**

College Total **\$995,342.00**

College of Arts and Letters

Awarded Amount

English

Rankin, Mark C. 20-202 \$46,967.00

Rankin, Mark C. 20-255 \$14,274.00

Department Total **\$61,241.00**

Furious Flower Poetry Center

Alleyne, Lauren K. 21-148 \$5,000.00

Department Total **\$5,000.00**

History

Gubser, Michael D. 21-162 \$3,000.00

Department Total **\$3,000.00**

Political Science

LaPira, Timothy M. 21-035 \$3,230.00

Department Total **\$3,230.00**

School of Communication Studies

Britt, Lori L. 21-028 \$5,000.00

Capizzo, Luke	21-034	\$1,500.00
Fife, Eric M.	21-021	\$67,999.00
Fife, Eric M.	21-220	\$71,399.00
Harvell-Bowman, Lindsey A. Critchfield II, Kenneth L.	21-029	\$1,500.00

Department Total **\$147,398.00**

Sociology and Anthropology

Blanton, Dennis B.	21-214	\$12,110.00
--------------------	--------	-------------

Department Total **\$12,110.00**

WMRA

Bingay, Matthew C.	21-226	\$155,984.00
McCoy, Meghann N.	21-066	\$30,860.04
McCoy, Meghann N.	21-113	\$138,977.00

Department Total **\$325,821.04**

College Total **\$557,800.04**

College of Business

Awarded Amount

Center for Economic Education

Wood, William C.	20-239	\$88,615.00
------------------	--------	-------------

Department Total **\$88,615.00**

College of Business

Foreman, Kimberley A.	21-054	\$10,000.00
-----------------------	--------	-------------

Department Total **\$10,000.00**

Hart School of Hospitality, Sport and Recreation Management

Carr, Julia W.	20-270	\$17,140.00
Carr, Benjamin H.		
Carr, Julia W.	20-271	\$17,140.00
Carr, Benjamin H.		
Carr, Julia W.	20-272	\$8,570.00
Carr, Benjamin H.		
Carr, Julia W.	21-032	\$8,570.00
Carr, Benjamin H.		
Carr, Julia W.	20-184	\$17,552.00
Carr, Benjamin H.		

Department Total **\$68,972.00**

Institute of Certified Professional Managers

Foreman, Kimberley A. Koch, Andrew S.	20-262	\$400,753.00
--	--------	--------------

Department Total **\$400,753.00**

Small Business Development Center

Krech, Joyce H.	20-263	\$469,300.00
Krech, Joyce H.	21-072	\$7,500.00
Krech, Joyce H.	21-095	\$44,200.00

Department Total **\$521,000.00**

College Total **\$1,089,340.00**

College of Education

Awarded Amount

Dean's office

Almarode, John T.	21-223	\$46,800.00
Almarode, John T.	21-036	\$200,000.00
Zugelder, Bryan S.		
Almarode, John T.	21-215	\$327,888.00
Almarode, John T.	21-071	\$257,500.00
Zugelder, Bryan S.		
Swayne, Nick D.	21-216	\$29,775.00
Swayne, Nick D.	21-217	\$17,000.00
Swayne, Nick D.	20-274	\$5,000.00

Department Total **\$883,963.00**

Early, Elementary, and Reading Education

Sharifian, Maryam S.	20-276	\$100,013.00
----------------------	--------	--------------

Department Total **\$100,013.00**

Educational Foundations and Exceptionalities

Snyder, Sara M.	20-260	\$61,610.00
-----------------	--------	-------------

Department Total **\$61,610.00**

Learning, Technology, and Leadership Education

Foucar-Szocki, Diane L.	21-087	\$161,520.00
-------------------------	--------	--------------

Department Total **\$161,520.00**

Training/Technical Assistance Center

Henderson, Cheryl L.	20-193	\$3,815.00
Henderson, Cheryl L.	21-026	\$8,116.00
Zugelder, Bryan S.	21-181	\$132,240.00
McNaught, John T.		
Randall, Amanda A.		
Zugelder, Bryan S.	21-010	\$1,855,623.00
McNaught, John T.		
Randall, Amanda A.		

Zugelder, Bryan S. McNaught, John T. Randall, Amanda A.	21-011	\$322,179.00
Zugelder, Bryan S. McNaught, John T.	21-005	\$412,988.00

Department Total **\$2,734,961.00**

College Total **\$3,942,067.00**

College of Health and Behavioral Studies

Awarded Amount

Communication Sciences and Disorders

O'Donoghue, Cynthia R.	21-090	\$39,700.00
Piker, Erin G.	21-140	\$4,026.17
Piker, Erin G.	21-013	\$543.00

Department Total **\$44,269.17**

Graduate Psychology

Anderson, Robin D.	20-237	\$65,747.00
Atwood, Kelly C.	21-128	\$94,399.00
Brewster, Jo Anne	21-083	\$3,300.00
Kipps-Vaughan, Deborah Hicks, Karen A.	21-107	\$100,000.00
Stokes, Trevor F.	21-015	\$36,500.00
Stokes, Trevor F.	21-016	\$10,000.00

Department Total **\$309,946.00**

Health Professions

Weniger, Gerald R.	21-014	\$169,826.00
--------------------	--------	--------------

Department Total **\$169,826.00**

Institute for Innovation in Health and Human Services

Akerson, Emily K.	21-012	\$88,225.00
Akerson, Emily K.	21-147	\$5,000.00
Bartley, Jolynne	21-119	\$947.08
Bartley, Jolynne	21-120	\$2,608.00
Bartley, Jolynne	21-084	\$3,000.00
Bartley, Jolynne	20-233	\$105,000.00
Bartley, Jolynne	20-232	\$105,000.00
Bartley, Jolynne	21-004	\$264,038.62
Bartley, Jolynne	20-253	\$185,629.00
Bartley, Jolynne	20-252	\$199,943.00

Bartley, Jolynne	20-244	\$184,960.00
Bartley, Jolynne	20-231	\$50,000.00
Bartley, Jolynne	21-060	\$59,275.00
Hartzler-Weakley, Kimberlee		
Bartley, Jolynne	21-129	\$20,094.00
Bartley, Jolynne	21-131	\$26,626.25
Bartley, Jolynne	21-139	\$5,000.00
Bartley, Jolynne	20-188	\$50,000.00
Bartley, Jolynne	21-204	\$5,210.40
Estep, Timothy F.	21-097	\$96,325.00
Estep, Timothy F.	21-076	\$180,000.00
Estep, Timothy F.	21-077	\$50,000.00
Estep, Timothy F.	21-221	\$29,500.00
Estep, Timothy F.	20-230	\$286,593.00
Hartzler-Weakley, Kimberlee	20-185	\$22,645.00
Hartzler-Weakley, Kimberlee	20-246	\$956,669.00
Hartzler-Weakley, Kimberlee	21-111	\$8,000.00
Hartzler-Weakley, Kimberlee	20-236	\$565,674.00
Hartzler-Weakley, Kimberlee	21-105	\$10,250.00
Hartzler-Weakley, Kimberlee	20-254	\$24,293.00
Hartzler-Weakley, Kimberlee	21-048	\$125,000.00
Hartzler-Weakley, Kimberlee	20-221	\$195,641.00
Hartzler-Weakley, Kimberlee	20-250	\$1,262,480.00
Hartzler-Weakley, Kimberlee	20-283	\$480,303.00
Hartzler-Weakley, Kimberlee	20-284	\$240,000.00
Hartzler-Weakley, Kimberlee	20-189	\$357,415.13
Hartzler-Weakley, Kimberlee	20-243	\$796,452.00
Moreno, Carmen	21-063	\$111,176.00
Moreno, Carmen	21-156	\$85,500.00
Moreno, Carmen	20-170	\$125,000.00

Department Total **\$7,369,472.48**

Nursing

Sawin, Erika M.	20-288	\$78,571.00
Sawin, Erika M.	21-025	\$696,689.00

Department Total **\$775,260.00**

Psychology

Barron, Kenneth E.	21-102	\$13,079.00
--------------------	--------	-------------

Barron, Kenneth E.	21-103	\$4,441.00
--------------------	--------	------------

<i>Department Total</i>		\$17,520.00
--------------------------------	--	--------------------

<i>College Total</i>		\$8,686,293.65
-----------------------------	--	-----------------------

College of Integrated Science and Engineering	Awarded Amount
--	-----------------------

Computer Science

Heydari, M. Hossain	20-204	\$209,304.00
Tjaden, Brett C.		

Molloy, Kevin P.	21-205	\$39,989.00
------------------	--------	-------------

Wang, Xunhua S.	21-022	\$10,000.00
Sprague, Nathan R.		

<i>Department Total</i>		\$259,293.00
--------------------------------	--	---------------------

Engineering

Castaneda, Daniel I.	20-205	\$200,000.00
Merritt, Joi D.		

Castaneda, Daniel I.	21-002	\$10,000.00
----------------------	--------	-------------

Gipson, Kyle G.	20-110	\$121,180.00
Paterson, Kurt G.		

Nagel, Jacquelyn K.	21-023	\$10,000.00
---------------------	--------	-------------

Paterson, Kurt G.	21-019	\$10,000.00
-------------------	--------	-------------

Prins, Robert J.	21-100	\$176,389.00
------------------	--------	--------------

<i>Department Total</i>		\$527,569.00
--------------------------------	--	---------------------

School of Integrated Sciences

Bentley, Mace L	21-104	\$449,955.00
Bonsal, Dudley B.		
Duan, Zhuojun		
Gerken, Tobias		
Way, Henry A.		

Bentley, Mace L	21-188	\$1,000.00
-----------------	--------	------------

Brent, Robert N.	20-198	\$0.00
------------------	--------	--------

Coffman, Jennifer E.	21-043	\$409,921.71
----------------------	--------	--------------

Coffman, Jennifer E.	21-229	\$41,563.91
----------------------	--------	-------------

El-Tawab, Samy S.	20-256	\$21,000.00
-------------------	--------	-------------

El-Tawab, Samy S.	21-244	\$23,967.00
Salman, Ahmad A.		

Miles, Jonathan J.	21-007	\$17,673.95
Pangle, Remy M.		

Salman, Ahmad A.	21-242	\$75,682.00
El-Tawab, Samy S.		
Sprague, Nathan R.		

<i>Department Total</i>		\$1,040,763.57
--------------------------------	--	-----------------------

X-Labs

Swayne, Nick D.	20-281	\$10,000.00
<i>Department Total</i>		\$10,000.00
<i>College Total</i>		\$1,837,625.57

College of Science and Mathematics

Awarded Amount

Biology

Bloss, Timothy A.	21-080	\$10,000.00
Harsh, Joseph A.		
Ludwig, Patrice J.		
Cleland, Corey L.	21-227	\$4,841.00
Velayudhan, Bisi T.		
Cleland, Corey L.	21-064	\$119,896.00
Velayudhan, Bisi T.		
Cleland, Corey L.	21-225	\$9,200.00
Velayudhan, Bisi T.		
Enke, Raymond A.	21-114	\$26,490.00
Hyman, Oliver J.		
Gabriele, Mark L.	20-082	\$423,678.00
Gray, Lincoln C.		
Johnson, Casonya M.	20-104	\$1,017,171.00
Ludwig, Patrice J.		
Yang, Chia-Hsuan		
Parker, M. Rockwell	21-018	\$12,650.00
Vidal, George	21-143	\$210,600.00
<i>Department Total</i>		\$1,834,526.00

Chemistry & Biochemistry

Berndsen, Christopher E.	21-125	\$500.00
Downey, Daniel M.	21-183	\$10,000.00
Hughey, Christine A.	20-116	\$20,000.00
Harper, Steven R.		
Morton, III, Samuel A.		
Raston, Paul L.	20-161	\$114,642.00
Wright, Nathan T.	20-195	\$665,656.00
Miller, Callie A.		
Wright, Nathan T.	21-133	\$6,000.00
Miller, Callie A.		
<i>Department Total</i>		\$816,798.00

Geology and Environmental Science

Garcia, Angel A.	20-269	\$16,148.00
Garcia, Angel A.	21-051	\$5,000.00
Leslie, Stephen A.	20-282	\$115,279.46

Leslie, Stephen A. Whitmeyer, Steven J.	21-031	\$53,268.00
Lukens, William	21-078	\$42,024.00
<i>Department Total</i>		\$231,719.46

Mathematics and Statistics

Arnold, Elizabeth A. Taalman, Laura A.	21-173	\$6,000.00
<i>Department Total</i>		\$6,000.00

Physics & Astronomy

Banu, L. Adriana	20-066	\$96,000.00
Fukumura, Keigo Scully, Sean T.	19-279	\$42,819.00
Hughes, William C.	21-069	\$1,000.00
Melnikov, Ilarion	21-062	\$44,192.00
Melnikov, Ilarion	21-241	\$44,997.00
Niculescu, M. Ioana	21-038	\$6,000.00
Rost, Christina M.	20-111	\$73,409.00
<i>Department Total</i>		\$308,417.00

College Total **\$3,197,460.46**

College of Visual and Performing Arts	Awarded Amount
--	-----------------------

Institute for Creative Inquiry

Robinson, Daniel L. Ehrenpreis, David H.	20-212	\$4,000.00
Robinson, Daniel L. Ehrenpreis, David H.	20-187	\$30,000.00
<i>Department Total</i>		\$34,000.00

School of Music

Stringham, David A.	20-220	\$4,500.00
<i>Department Total</i>		\$4,500.00

School of Theater and Dance

Streeter, Joshua R.	20-224	\$3,600.00
<i>Department Total</i>		\$3,600.00

College Total **\$42,100.00**

Libraries and Educational Technologies	Awarded Amount
---	-----------------------

Libraries & Educational Technologies

Duncan, Cheryl J.	21-219	\$297,241.00
--------------------------	--------	--------------

Department Total **\$297,241.00**

College Total **\$297,241.00**

Research and Scholarship

Awarded Amount

Center for International Stabilization & Recovery

Fiederlein, Suzanne L. Holsinger, Heather B. Risser, Jennifer E.	21-070	\$549,998.00
Fiederlein, Suzanne L. Matlock, Brenna N.	20-242	\$210,034.00
Fiederlein, Suzanne L.	20-248	\$562,624.00

Department Total **\$1,322,656.00**

Center for the Advancement of Sustainable Energy

Holland, S. Keith Pangle, Remy M.	21-130	\$50,000.00
Miles, Jonathan J. Holland, S. Keith York, Emily R.	21-123	\$20,000.00
Miles, Jonathan J. Holland, S. Keith York, Emily R.	20-137	\$20,000.00
Miles, Jonathan J. Pangle, Remy M.	21-049	\$109,842.00
Miles, Jonathan J.	21-082	\$20,000.00
Pangle, Remy M.	21-055	\$25,000.00

Department Total **\$244,842.00**

Research and Scholarship

Holland, S. Keith	21-079	\$215,000.00
Holland, S. Keith Lee, Chong K. Morton, III, Samuel A.	21-050	\$25,600.00

Department Total **\$240,600.00**

Technology Innovation and Economic Development

Bourne, Mary Lou	21-163	\$5,000.00
-------------------------	--------	------------

Department Total **\$5,000.00**

Virginia Clean Cities

Harned, Alleyn S.	20-258	\$100,000.00
Harned, Alleyn S.	20-245	\$262,070.00
Harned, Alleyn S.	21-059	\$70,000.00

Department Total **\$432,070.00**

College Total **\$2,245,168.00**

Student Affairs	Awarded Amount
------------------------	-----------------------

Community Service Learning

Slifer, Julie R.	21-040	\$4,500.00
Slifer, Julie R.	21-041	\$4,500.00
Slifer, Julie R.	21-039	\$4,500.00

Department Total **\$13,500.00**

College Total **\$13,500.00**

University Programs/University Studies	Awarded Amount
---	-----------------------

Center for Assessment & Research Studies

Leventhal, Brian C.	21-117	\$2,800.00
----------------------------	--------	------------

Department Total **\$2,800.00**

Interdisciplinary Liberal Studies

Schmitt-Harsh, Mikaela L.	20-265	\$6,000.00
----------------------------------	--------	------------

Department Total **\$6,000.00**

College Total **\$8,800.00**

Grand Total **\$22,912,737.72**

APPENDIX B

The report reflects total awards by sponsor type.



Office of Sponsored Programs

Awards by Sponsor Type

Report Covers: July 01, 2020 - June 30, 2021

<i>Type of Agency</i>	<i>Award Totals</i>	<i>Number of Awards</i>
Federal	\$17,131,445.65	72
Foundation	\$432,280.17	21
Industry	\$91,500.00	3
Private/Non-Profit	\$2,691,835.46	43
State	\$1,386,257.04	15
University	\$1,067,001.00	11
VA City/County	\$112,418.40	6
	\$22,912,737.72	171

APPENDIX C

The report reflects total awards by Department and Division.



Office of Sponsored Programs

Activity Report

Report Covers: July 01, 2020 - June 30, 2021

**Number of Proposals
Awarded**

171

**Number of Proposals
Received**

254

Awarded Amount

\$22,912,737.72

Breakdown by Division or College

Academic Affairs	\$995,342.00
College of Arts and Letters	\$557,800.04
College of Business	\$1,089,340.00
College of Education	\$3,942,067.00
College of Health and Behavioral Studies	\$8,686,293.65
College of Integrated Science and Engineering	\$1,837,625.57
College of Science and Mathematics	\$3,197,460.46
College of Visual and Performing Arts	\$42,100.00
Libraries and Educational Technologies	\$297,241.00
Research and Scholarship	\$2,245,168.00
Student Affairs	\$13,500.00
University Programs/University Studies	\$8,800.00
Total	\$22,912,737.72

Academic Affairs

<i>Academic Student Success and Enrollment Management</i>				
Molina, Rudy	1		1	
Department/Program Summary		1	1	
<i>Center for Civic Engagement</i>				
Swayne, Nick D.	2	2		\$4,500.00
Department/Program Summary		2	2	\$4,500.00
<i>Center for Global Engagement</i>				
Wang, Chin Hong	1		1	
Department/Program Summary		1	1	
<i>Professional and Continuing Education</i>				
Lubin, Melissa M.	3	3		\$990,842.00
Department/Program Summary		3	3	\$990,842.00
College/Division Summary		7	5	2
				\$995,342.00

College of Arts and Letters

<i>English</i>				
Rankin, Mark C.		2		\$61,241.00
Department/Program Summary		2		\$61,241.00
<i>Furious Flower Poetry Center</i>				
Alleyne, Lauren K.	2	1	1	\$5,000.00
Department/Program Summary		2	1	\$5,000.00
<i>History</i>				
Gubser, Michael D.	1	1		\$3,000.00
Department/Program Summary		1	1	\$3,000.00
<i>Political Science</i>				
Blake, Charles H.	1		1	
LaPira, Timothy M.	1	1		\$3,230.00
Department/Program Summary		2	1	\$3,230.00
<i>School of Communication Studies</i>				
Britt, Lori L.	1	1		\$5,000.00
Capizzo, Luke	2	1	1	\$1,500.00
Fife, Eric M.	2	2		\$139,398.00
Harvell-Bowman, Lindsey A.	1	1		\$1,500.00
Meganck, Shana L.	1		1	
Department/Program Summary		7	5	\$147,398.00
<i>School of Media Arts and Design</i>				
Dinc, Nefin	1		1	
Department/Program Summary		1	1	
<i>Sociology and Anthropology</i>				
Blanton, Dennis B.	1	1		\$12,110.00
Department/Program Summary		1	1	\$12,110.00

	<i>Submitted</i>	<i>Awarded</i>	<i>Pending</i>	<i>Awarded Amount</i>
WMRA				
Bingay, Matthew C.	1	1		\$155,984.00
McCoy, Meghann N.	2	2		\$169,837.04
Department/Program Summary	3	3		\$325,821.04
College/Division Summary	17	14	5	\$557,800.04

College of Business

<i>Center for Economic Education</i>				
Wood, William C.	1	1	1	\$88,615.00
<i>Department/Program Summary</i>	1	1	1	\$88,615.00
<i>College of Business</i>				
Foreman, Kimberley A.	1	1		\$10,000.00
<i>Department/Program Summary</i>	1	1		\$10,000.00
<i>Hart School of Hospitality, Sport and Recreation Management</i>				
Carr, Julia W.	5	5	4	\$68,972.00
<i>Department/Program Summary</i>	5	5	4	\$68,972.00
<i>Institute of Certified Professional Managers</i>				
Foreman, Kimberley A.		1		\$400,753.00
<i>Department/Program Summary</i>		1		\$400,753.00
<i>Small Business Development Center</i>				
Krech, Joyce H.	3	3	1	\$521,000.00
<i>Department/Program Summary</i>	3	3	1	\$521,000.00
<i>College/Division Summary</i>	10	11	6	\$1,089,340.00

College of Education

	<i>Submitted</i>	<i>Awarded</i>	<i>Pending</i>	<i>Awarded Amount</i>
<i>Dean's office</i>				
Almarode, John T.	4	4		\$832,188.00
Swayne, Nick D.	2	3		\$51,775.00
<i>Department/Program Summary</i>	6	7		\$883,963.00
<i>Early, Elementary, and Reading Education</i>				
Sharifian, Maryam S.	1	1	1	\$100,013.00
<i>Department/Program Summary</i>	1	1	1	\$100,013.00
<i>Educational Foundations and Exceptionalities</i>				
Snyder, Sara M.	1	1	1	\$61,610.00
<i>Department/Program Summary</i>	1	1	1	\$61,610.00
<i>Learning, Technology, and Leadership Education</i>				
Foucar-Szocki, Diane L.	2	1	1	\$161,520.00
<i>Department/Program Summary</i>	2	1	1	\$161,520.00
<i>Middle, Secondary, and Mathematics Education</i>				
Rahman, Zareen				
<i>Department/Program Summary</i>				
<i>Training/Technical Assistance Center</i>				
Henderson, Cheryl L.	1	2		\$11,931.00
Zugelder, Bryan S.	7	4	3	\$2,723,030.00
<i>Department/Program Summary</i>	8	6	3	\$2,734,961.00
<i>Young Children's Program</i>				
Wilson, Donald R.	1		1	
<i>Department/Program Summary</i>	1		1	
<i>College/Division Summary</i>	19	16	7	\$3,942,067.00

College of Health and Behavioral Studies

<i>Communication Sciences and Disorders</i>				
DePaolis, Rory A.	1		1	
Lee, Jaime B.	1		1	
Nie, Yingjiu	1		1	
O'Donoghue, Cynthia R.	1	1		\$39,700.00
Piker, Erin G.	2	2		\$4,569.17
Zane, Emily R.	2		2	
Department/Program Summary	8	3	5	\$44,269.17
<i>Graduate Psychology</i>				
Anderson, Robin D.		1		\$65,747.00
Atwood, Kelly C.	1	1		\$94,399.00
Brewster, Jo Anne	1	1		\$3,300.00
Evans, Amanda M.	1		1	
Kipps-Vaughan, Deborah	1	1		\$100,000.00
Meixner, Cara	1		1	
Stokes, Trevor F.	2	2		\$46,500.00
Department/Program Summary	7	6	2	\$309,946.00
<i>Health Professions</i>				
Kiser, Tamela C.	1		1	
Maiewski, Sharon F.	1		1	
Weniger, Gerald R.	1	1		\$169,826.00
Department/Program Summary	3	1	2	\$169,826.00

	<i>Submitted</i>	<i>Awarded</i>	<i>Pending</i>	<i>Awarded Amount</i>
<i>Institute for Innovation in Health and Human Services</i>				
Akerson, Emily K.	2	2		\$93,225.00
Bartley, Jolynne	18	16	9	\$1,267,331.35
Estep, Timothy F.	5	5	1	\$642,418.00
Hartzler-Weakley, Kimberlee	7	13	4	\$5,044,822.13
Moreno, Carmen	5	3	3	\$321,676.00
Trull, Laura H.	1		1	
<i>Department/Program Summary</i>	38	39	18	\$7,369,472.48
<i>Kinesiology</i>				
Moran, Thomas E.	3		3	
<i>Department/Program Summary</i>	3		3	
<i>Nursing</i>				
Argenbright, Christine A.				
Herron, Elizabeth K.	1		1	
Sawin, Erika M.	1	2		\$775,260.00
<i>Department/Program Summary</i>	2	2	1	\$775,260.00
<i>Psychology</i>				
Barron, Kenneth E.	2	2		\$17,520.00
<i>Department/Program Summary</i>	2	2		\$17,520.00
<i>College/Division Summary</i>	63	53	31	\$8,686,293.65

College of Integrated Science and Engineering

<i>College of Integrated Science and Engineering</i>				
Kolvoord, Robert A.	1		1	
<hr/>				
<i>Department/Program Summary</i>	1		1	
<i>Computer Science</i>				
Heydari, M. Hossain	1	1	1	\$209,304.00
Molloy, Kevin P.	2	1	1	\$39,989.00
Richards, Kirsten E.	1		1	
Simmons, Sharon J.	1		1	
Wang, Xunhua S.	1	1		\$10,000.00
<hr/>				
<i>Department/Program Summary</i>	6	3	4	\$259,293.00
<i>Engineering</i>				
Castaneda, Daniel I.	1	2		\$210,000.00
Gipson, Kyle G.		1		\$121,180.00
Nagel, Jacquelyn K.	1	1		\$10,000.00
Nagel, Robert L.	2		2	
Paterson, Kurt G.	1	1		\$10,000.00
Prins, Robert J.	1	1		\$176,389.00
Striebig, Bradley A.	1		1	
<hr/>				
<i>Department/Program Summary</i>	7	6	3	\$527,569.00

	<i>Submitted</i>	<i>Awarded</i>	<i>Pending</i>	<i>Awarded Amount</i>
<i>School of Integrated Sciences</i>				
Bentley, Mace L	2	2		\$450,955.00
Brent, Robert N.	2	1	2	\$0.00
Coffman, Jennifer E.	4	2	2	\$451,485.62
Danzell, Orlandrew	1		1	
El-Tawab, Samy S.	2	2	1	\$44,967.00
Miles, Jonathan J.	1	1		\$17,673.95
Salman, Ahmad A.	2	1	1	\$75,682.00
Thomas, Linda M.	1		1	
York, Emily R.	1		1	
Zhang, Hao X.	2		2	
<i>Department/Program Summary</i>	18	9	11	\$1,040,763.57
<i>X-Labs</i>				
Swayne, Nick D.		1		\$10,000.00
<i>Department/Program Summary</i>		1		\$10,000.00
<i>College/Division Summary</i>	32	19	19	\$1,837,625.57

College of Science and Mathematics

<i>Biology</i>				
Bloss, Timothy A.	1	1		\$10,000.00
Brown, Justin W.	1		1	
Cleland, Corey L.	3	3		\$133,937.00
de Vasconcellos, Jaira F.	1		1	
Enke, Raymond A.	1	1		\$26,490.00
Gabriele, Mark L.		1		\$423,678.00
Gobetz, Katrina E.	2		2	
Johnson, Casonya M.		1		\$1,017,171.00
Kubow, Kristopher E.	1		1	
Moseley, Dana L.	1		1	
Parker, M. Rockwell	1	1		\$12,650.00
Rife, Terrie K.	1		1	
Vidal, George	1	1		\$210,600.00
Walker, Marquis	1		1	
<i>Department/Program Summary</i>	15	9	8	\$1,834,526.00
<i>Chemistry & Biochemistry</i>				
Berndsen, Christopher E.	2	1	1	\$500.00
Downey, Daniel M.	1	1		\$10,000.00
Hughey, Christine A.		1		\$20,000.00
Kokhan, Oleksandr	2		2	
Peters, Gretchen	2		2	
Raston, Paul L.		1		\$114,642.00
Wright, Nathan T.	1	2		\$671,656.00
<i>Department/Program Summary</i>	8	6	5	\$816,798.00

	<i>Submitted</i>	<i>Awarded</i>	<i>Pending</i>	<i>Awarded Amount</i>
<i>Geology and Environmental Science</i>				
Garcia, Angel A.	2	2	1	\$21,148.00
Haynes, John T.	1		1	
Leslie, Stephen A.	1	2		\$168,547.46
Lukens, William	2	1	1	\$42,024.00
McGary, Shane	1		1	
<i>Department/Program Summary</i>	7	5	4	\$231,719.46
<i>Mathematics and Statistics</i>				
Arnold, Elizabeth A.	1	1		\$6,000.00
<i>Department/Program Summary</i>	1	1		\$6,000.00
<i>Physics & Astronomy</i>				
Banu, L. Adriana	1	1	1	\$96,000.00
Constantin, Costel	1		1	
Feitosa, Klebert B.	1		1	
Fukumura, Keigo	1	1	1	\$42,819.00
Hughes, William C.	1	1		\$1,000.00
Melnikov, Ilarion	2	2		\$89,189.00
Niculescu, Gabriel				
Niculescu, M. Ioana	1	1		\$6,000.00
Rost, Christina M.		1		\$73,409.00
<i>Department/Program Summary</i>	8	7	4	\$308,417.00
<i>College/Division Summary</i>	39	28	21	\$3,197,460.46

College of Visual and Performing Arts

<i>Forbes Center for the Performing Arts</i>				
Byrne, Regan M.	1		1	
Department/Program Summary	1		1	
<i>Institute for Creative Inquiry</i>				
Robinson, Daniel L.	2	2	2	\$34,000.00
Department/Program Summary	2	2	2	\$34,000.00
<i>Madison Art Collection</i>				
Soenksen, Virginia M.	1		1	
Department/Program Summary	1		1	
<i>School of Music</i>				
Stringham, David A.		1		\$4,500.00
Department/Program Summary		1		\$4,500.00
<i>School of Theater and Dance</i>				
Streeter, Joshua R.		1		\$3,600.00
Department/Program Summary		1		\$3,600.00
College/Division Summary	4	4	4	\$42,100.00

Intercollegiate Athletics

<i>Sports Medicine</i>			
Straughn, Cameron D.	1	1	
<i>Department/Program Summary</i>	1	1	
<i>College/Division Summary</i>	1	1	

Libraries and Educational Technologies

<i>Libraries & Educational Technologies</i>				
Duncan, Cheryl J.	1	1		\$297,241.00
Nowiskie, Bethany P.	1		1	
<i>Department/Program Summary</i>	2	1	1	\$297,241.00
<i>College/Division Summary</i>	2	1	1	\$297,241.00

Research and Scholarship

<i>Center for International Stabilization & Recovery</i>				
Fiederlein, Suzanne L.	7	3	6	\$1,322,656.00
Department/Program Summary	7	3	6	\$1,322,656.00
<i>Center for the Advancement of Sustainable Energy</i>				
Holland, S. Keith	1	1		\$50,000.00
Miles, Jonathan J.	3	4		\$169,842.00
Pangle, Remy M.	1	1		\$25,000.00
Department/Program Summary	5	6		\$244,842.00
<i>Research and Scholarship</i>				
Holland, S. Keith	2	2		\$240,600.00
Department/Program Summary	2	2		\$240,600.00
<i>Technology Innovation and Economic Development</i>				
Bourne, Mary Lou	1	1		\$5,000.00
Department/Program Summary	1	1		\$5,000.00
<i>Virginia Clean Cities</i>				
Harned, Alleyn S.	5	3	4	\$432,070.00
Department/Program Summary	5	3	4	\$432,070.00
College/Division Summary	20	15	10	\$2,245,168.00

Student Affairs

<i>Community Service Learning</i>			
Slifer, Julie R.	3	3	\$13,500.00
<hr/>			
<i>Department/Program Summary</i>	3	3	\$13,500.00
<i>College/Division Summary</i>	3	3	\$13,500.00

University Programs/University Studies

<i>Center for Assessment & Research Studies</i>			
Leventhal, Brian C.	1	1	\$2,800.00
<i>Department/Program Summary</i>		1	\$2,800.00
<i>Interdisciplinary Liberal Studies</i>			
Schmitt-Harsh, Mikaela L.		1	\$6,000.00
<i>Department/Program Summary</i>		1	\$6,000.00
<i>College/Division Summary</i>	1	2	\$8,800.00