



**James Madison University
Research & Scholarship**

Office of Sponsored Programs

**Annual Report
Fiscal Year 2020**



JAMES MADISON
UNIVERSITY.

Fiscal Year 2020 Annual Report

Research & Scholarship – James Madison University

Office of Sponsored Programs Pre-Award

I. SUMMARY OF ACTIVITY

A. Funding Overview

Sponsored programs activity at the University increased substantially during fiscal year 2020 (FY20) in terms of total dollars from \$17,816,353 in fiscal year 2019 to \$22,108,857, nearly a 25% gain. Roughly the same number of individuals were involved in seeking and securing external funds. During the year, 135 individuals received external funding to promote research, instruction, outreach, and other types of externally funded activities on campus.

Proposals submitted decreased by 4% (or 12) to 288 versus 300 the prior year and awards received (191) were level with the previous year. External funds received in FY20 was up \$4,292,503 compared to FY19.

JMU faculty, students, and staff submitted an array of funding applications, many interdisciplinary in focus or involving collaborations with outside organizations. The following charts reflect the volume of proposals and awards during the previous five-year period and funding trends over 10 years.

Figure 1. 5-year proposal and award volume

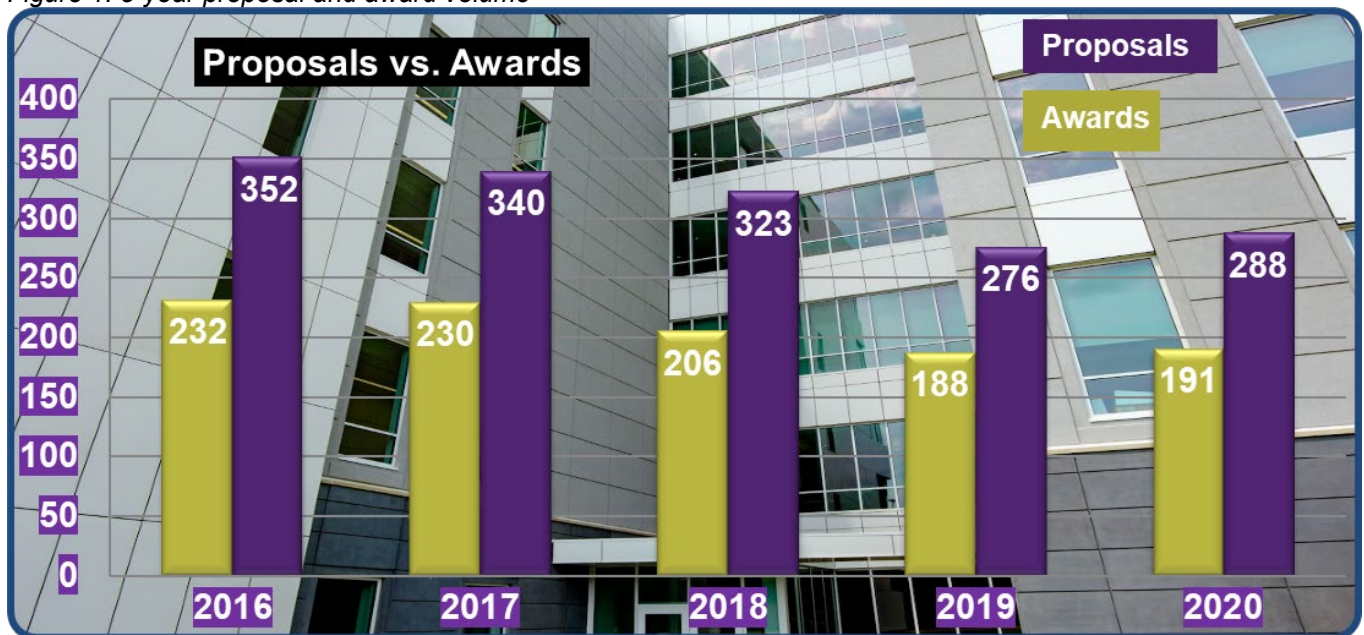
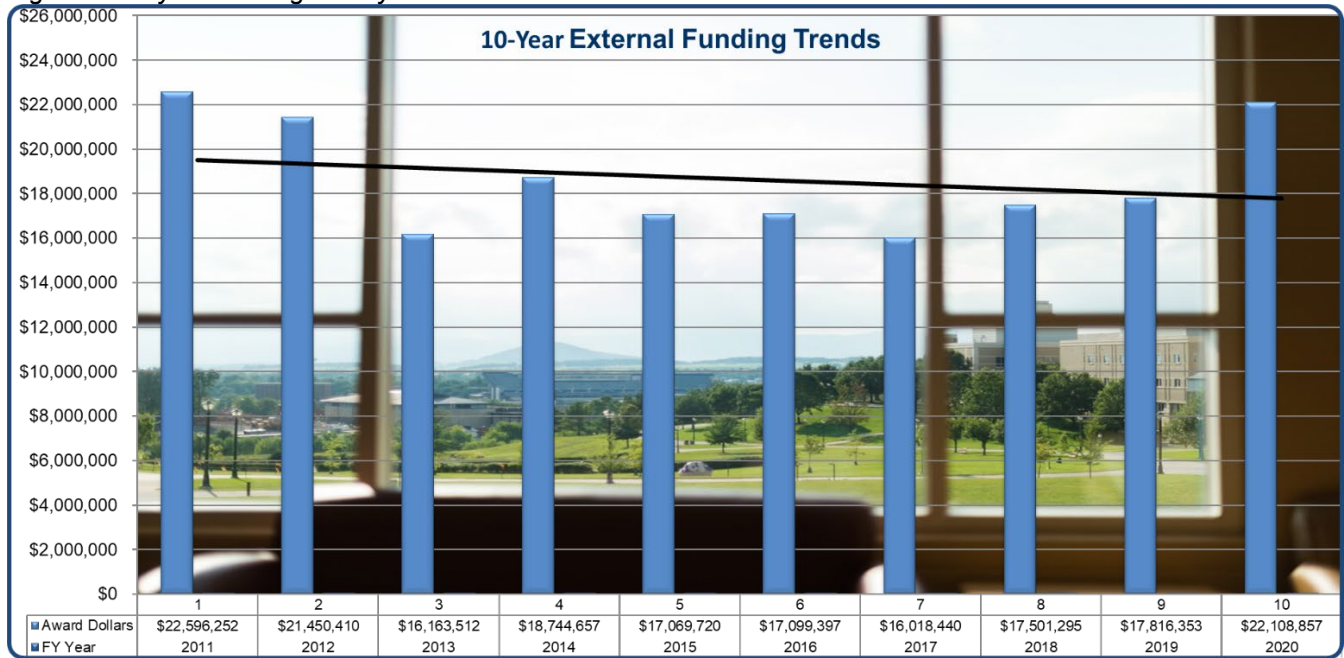


Figure 2. 10-year funding history



B. Funding Agencies

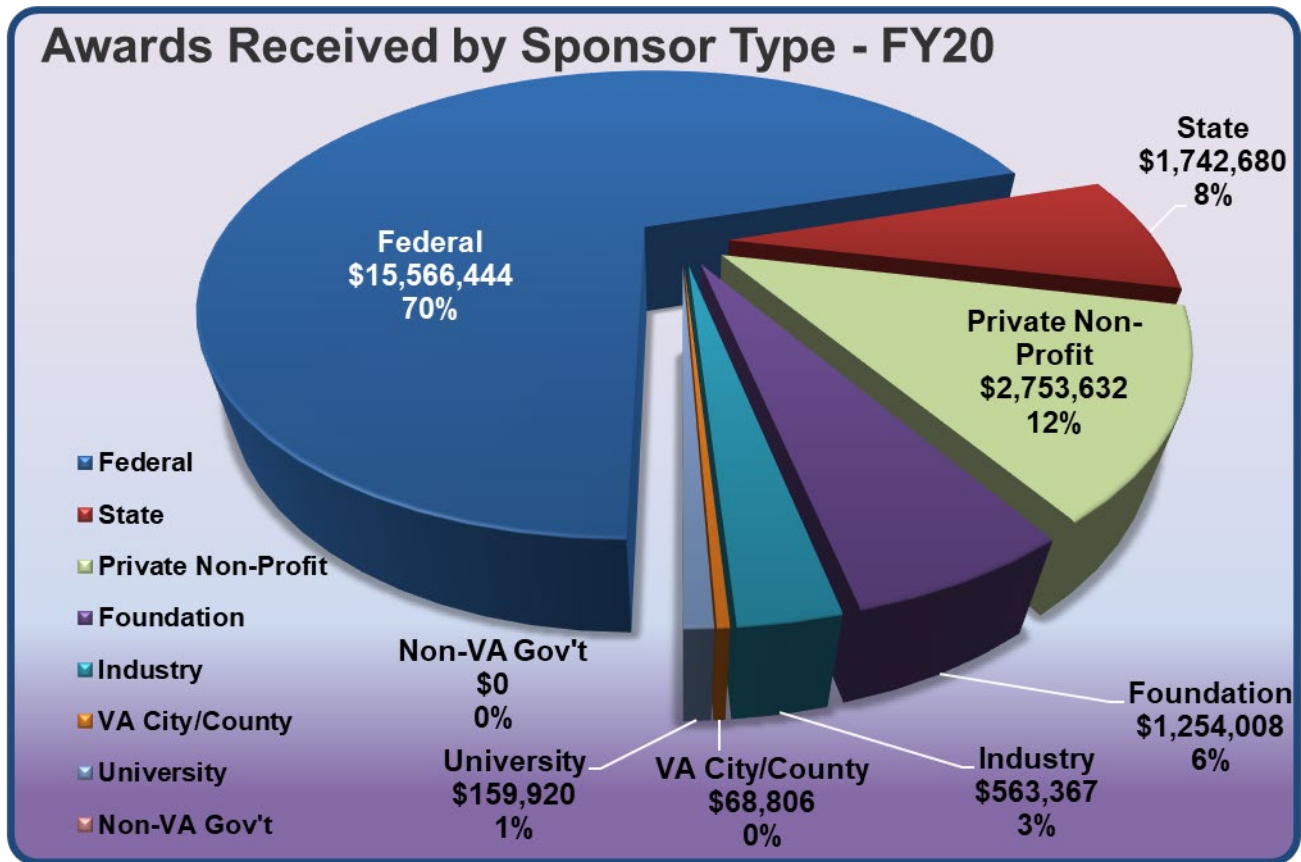


Figure 3. Awards by Sponsor Sector

Figure 3 illustrates funding received by sponsor type during FY20 to support a variety of research, instruction, public service & outreach, and other projects at JMU. Of the 191 awards received in FY20,

the majority in both number and total award amount came from the federal government either as direct assistance or as flow-through to the University from Virginia state agencies and other universities. Similar to last year, combined federal and state funds represented 78% of total support in FY20 of the total awards at \$17,309,124. JMU's funding portfolio continues to rely very heavily on federal and federal pass through funding.

I. Federal



Awards from the federal government increased to \$15,566,444 during FY 20 compared to \$12,765,227 received in FY19, or a 22% increase in federal funding over the prior year. Again, this fiscal year Public Health Service agencies within the US Department of Health and Human Services was the primary sponsor of federally funded projects in terms of total dollars at \$5,186,782, supporting 18 awards. This represents a 6% increase over FY19 and is 33% of all federal funding received.

Again, this year the US Department of Education was the second largest federal funder with \$3,136,189 which funded 11 projects. These are primarily continuation projects and not new activity for the university.

The National Science Foundation was the third largest federal funder in FY20 at \$1,562,824 compared to \$2,150,703 for 11 projects this fiscal year versus 7 projects funded last fiscal year. This represents a 27% decrease in total funding from NSF over FY19 levels.

The US Department of State was the fourth largest sponsor this fiscal year, funding a total of 3 projects with total value of \$1,051,824 consistent with FY19 levels.

The US Department of Energy was the fifth largest funder with 4 large projects valued at \$822,326, or 5% of all federal funding. This is an increase in total dollars of 172% over the prior year.

Other federal agencies funded 20 proposals worth \$3,806,499: US Small Business Administration, the National Park Service, Institute of International Education, National Endowment for the Humanities, National Endowment for the Arts, NASA and the Smithsonian Observatory.

II. State



In FY20, Commonwealth of Virginia agencies increased direct funding with 26 projects worth \$1,742,680 compared to \$653,947 in FY19, or 8% of total funding received. It is important to note that state agencies channeled significant federal funding to the university in the form of pass-through awards. These totals are captured under the federal totals since the federal government is the ultimate source of the funding. The Virginia Department of Education and the Virginia Department of Health comprised the largest percentage of total state contributions towards externally funded projects at the university. Other significant ongoing projects were also funded by the Virginia Department of Social Services.

III. Private/Non-Profit

Private/Non-Profit agencies provided 43 awards compared to 55 awards in FY19 totaling \$2,753,632 compared to \$3,267,768 in FY19. This represents 12% of total funding for the year.

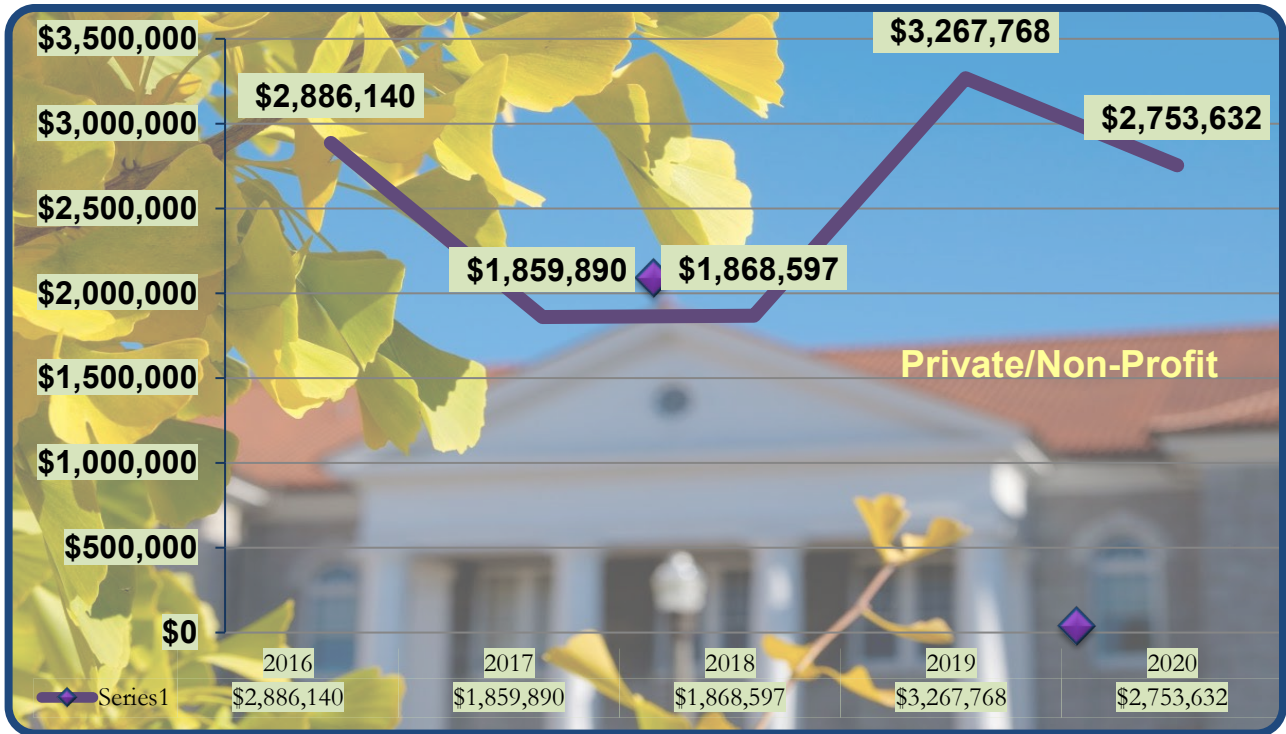


Figure 4. Private/Non- Profit Funding

IV. Foundations

Foundation sponsorship increased 73% again this year at \$1,254,008 versus \$724,025 received in FY19. This year, the university received awards from a diverse range of foundations, including the Jack Kent Cooke Foundation, the American Academy of Audiology Foundation, the Dominion Foundation, the Claude Moore Charitable Foundation, the Petroleum Research Fund, the Camille and Henry Dreyfus Foundation, the Kern Family Foundation, and the Learning by Giving Foundation.

FISCAL YEAR	FOUNDATION AWARDS
2016	23
2017	25
2018	23
2019	25
2020	26

Table 1. Foundation 5-year Funding

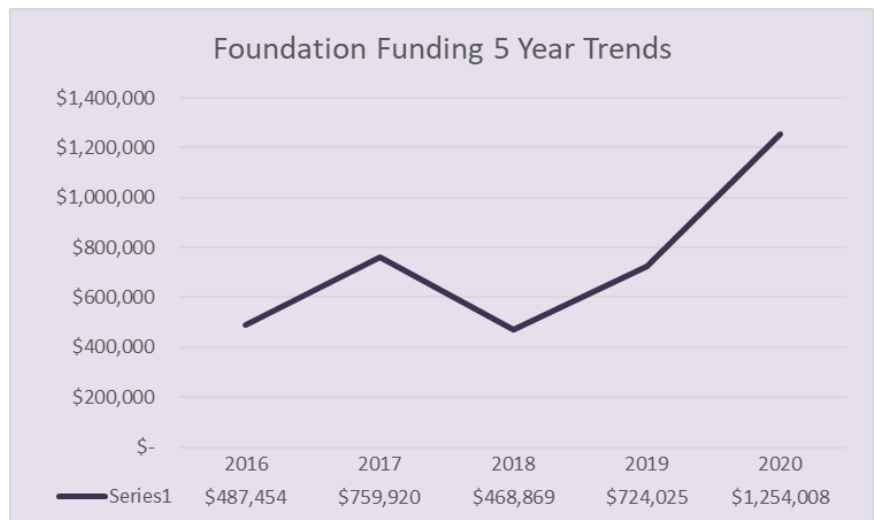


Figure 5. Foundation Support

V. Industry

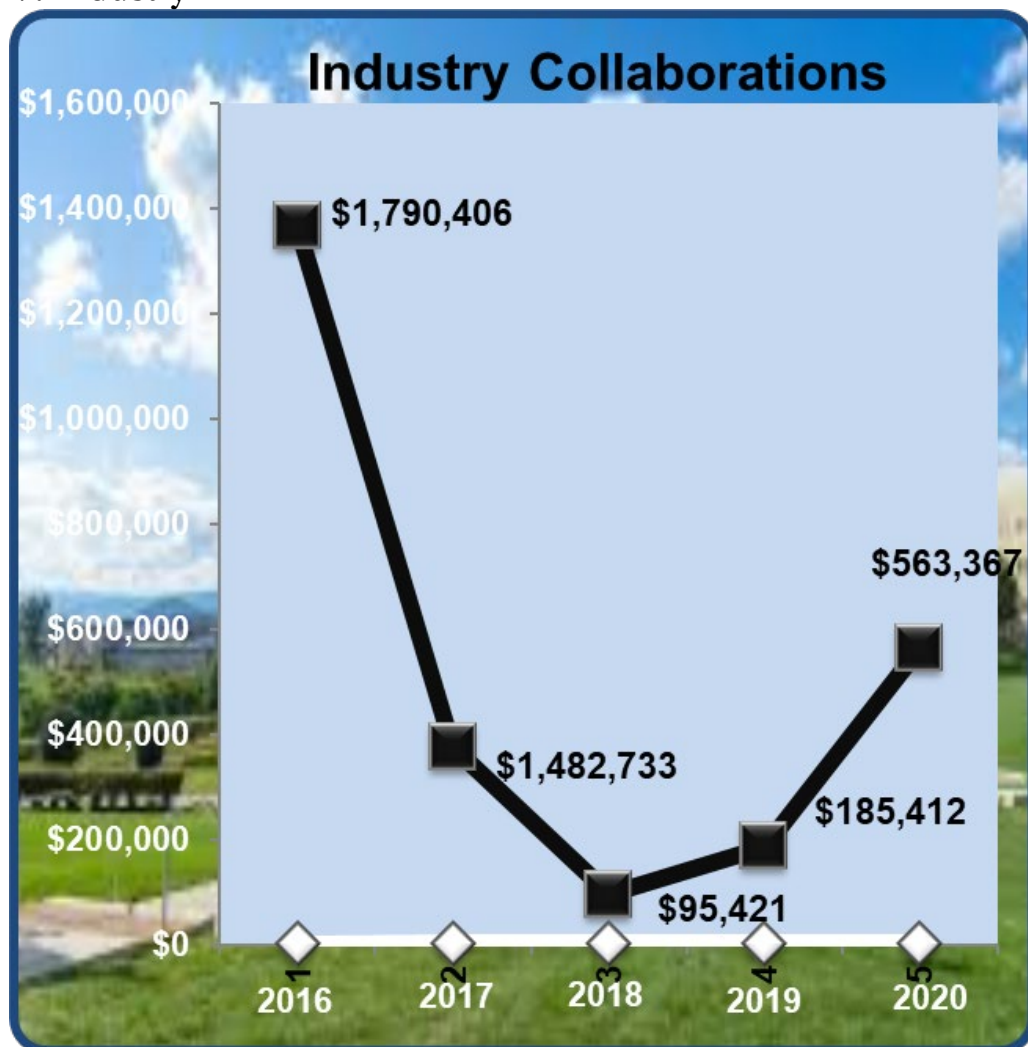


Figure 6. Industry Funding

Awards from Industry sponsors increased more than 200% in FY20 to \$563,367 compared to \$185,412 in FY19. Funding received supported 8 projects compared to 5 projects in FY19. Funding from industry represents just 3% of total funding received. Though funding from the Industry sector fluctuates, entrepreneurial activity is a significant area for providing students valuable hands-on experiences as principal investigators explore collaborations with their business counterparts.

VI. Other Sponsors

University and Virginia City/County sponsors funded 21 projects totaling of \$228,726 of the total funding received during FY20. Though this is less than 1% of the total award dollars, it represents a broad variety of projects at the University.

C. External Funding Activity by College or University Division

The awards obtained by JMU faculty and staff range in type, including research, public service/outreach, continuing education, and instruction. Collaborative activity involving multidisciplinary projects, inter-institutional collaborations, and private and industry partnerships continues to be central to the proposal development process.

College or Division	Total Submissions	Total Awards	Total Award Value	% of Total
Academic Affairs	9	6	\$1,434,977	6%
Research & Scholarship	27	12	4,131,770	19%
Other: includes Administration & Finance, Access & Enrollment Management, University Studies and the Office of the President	4	4	\$197,000	1%
College of Arts & Letters	12	12	\$386,605	2%
College of Science & Mathematics	44	30	\$2,842,768	13%
College of Visual & Performing Arts	8	3	\$4,566	<1%
College of Business	22	18	\$1,262,474	6%
College of Education	27	22	\$2,069,989	9%
College of Health & Behavioral Studies	75	65	\$8,830,416	40%
College of Integrated Science & Engineering	31	19	\$951,291	4%
TOTALS:	288	191	\$22,108,857	100%

Table 2. Funding Statistics by College & Division

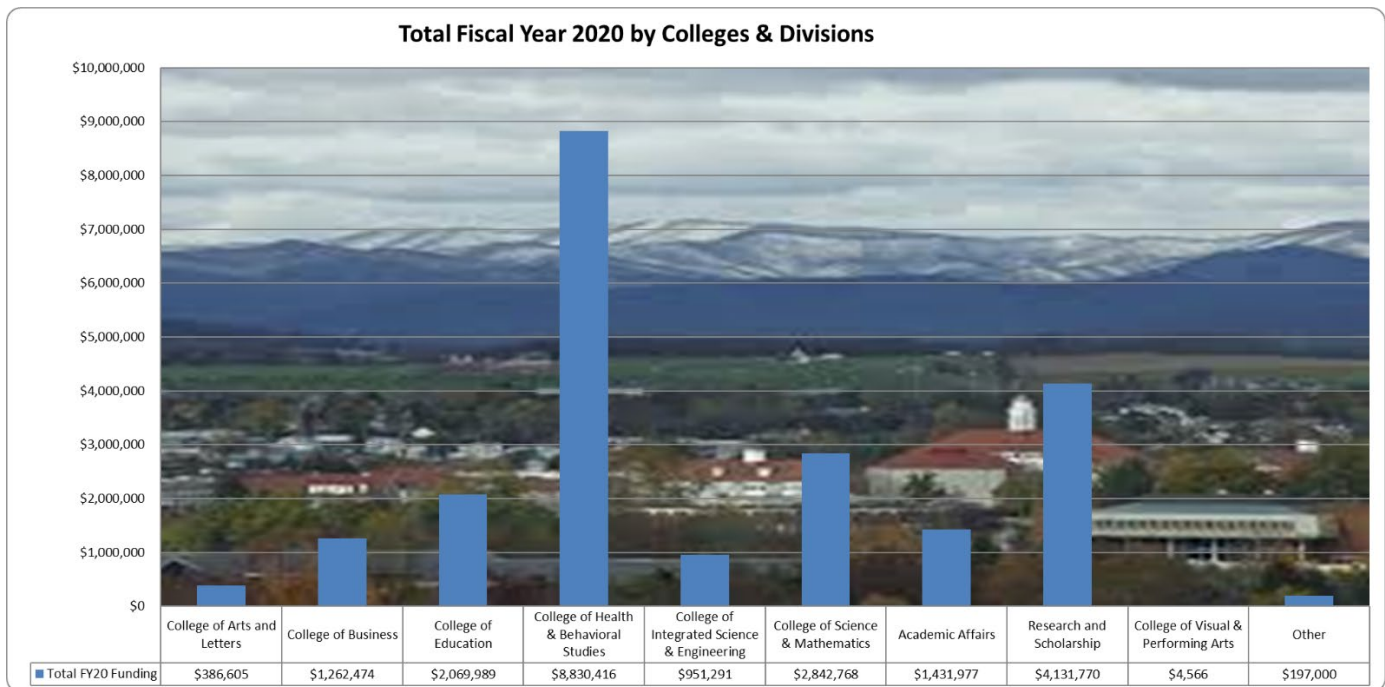


Figure 7. College and Division Funding

D. Awards by Activity Type

Funding received is categorized by predominate activity type. Again, this fiscal year **Public Service & Outreach** represents the concentration of funding with 74 funded projects. **Research** activity involves 52 projects. **Instruction** represents 23 projects. **Other** types of activity represent 38 projects. **Continuing Education** comprises 4 projects. This fiscal year there were no **Equipment** projects. The following chart breaks out projects by type.

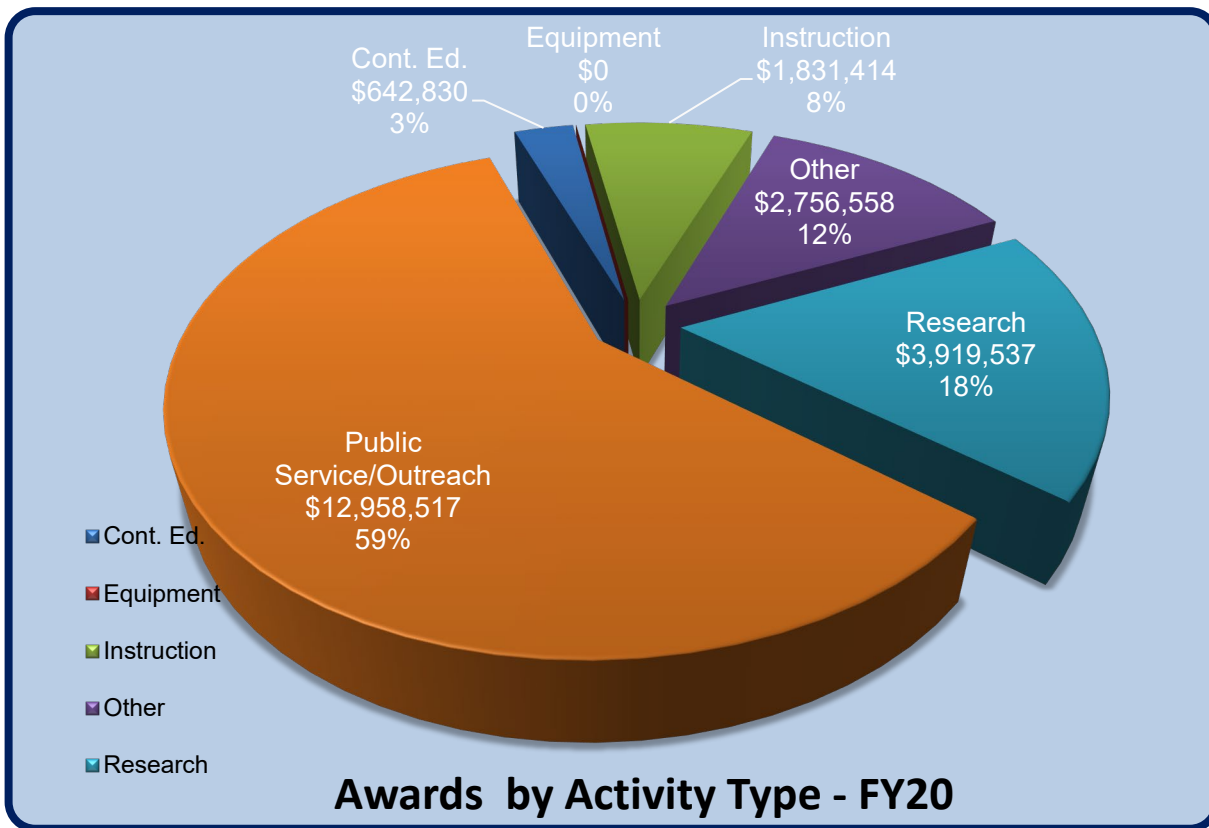


Figure 8. Awards by Activity Type

E. Faculty Assistance/Metrics

While the primary focus of the workgroup activity is preparing budgets and funding applications to sponsors, a significant amount of time goes into receiving and negotiating funding instruments from sponsors and other organizations and preparing subaward agreements to other entities. Staff also spends time monitoring subrecipients and preparing budget revisions and no-cost extension requests for sponsor approvals at the post-award stage. Much time is devoted to compliance activities, project close-out and report monitoring. Additionally, a variety of miscellaneous agreements flow through the office for review and negotiation on behalf of faculty members and the University. These are often agreements to facilitate proposed or funded projects such as Material Transfer Agreements, Non-Disclosure Agreements, Teaming Agreements, Memorandums of Agreement and Entity Agreements.

The chart below captures staff activity during FY20 by transaction type. It is also important to note that during this reporting period the OSP workgroup invested significant time in development and testing of an electronic research administration tool that was ultimately discarded. Finally, the final quarter of activity was accomplished by teleworking with no notable disruption to timeliness or quality of services.

TYPE OF ACTIVITY	COUNT FY20	COUNT FY19
Contact Hours with Faculty	83	83
Training Delivered (hours)	9.25	7
Incoming/Outgoing Support Agreements/Negotiations	39	56
Misc. Unfunded Agreements: NDA, MTA, MOU/MOA	76	25
No-Cost Extension Requests	89	57

Budget Revisions	93	44
Technical Reports/Close-Out Activity	250	330
Special Report Requests/Management Reports	43	39
PI Assurances & Certifications	76	70
Requests for Legal Counsel Review	14	22
Cost Share Requests	7	1
Targeted Funding Opportunities to Individuals	34	32
Compliance Congruency Reviews with ORI	8	14
Interactions with other JMU work units	76	
Interactions with Sponsors	59	

F. Unit Initiatives & Successes

In addition to daily processing and faculty and staff interactions which directly support funding applications, significant times is devoted to building collaborations with other JMU work groups and establishing goodwill and relationships within the grant-seeking community. Following is a summary of ongoing activities and new initiatives rolled out this past year which were designed to increase a diversified funding portfolio, celebrate and recognize external funding activity and introduce efficiencies in central support operations.

Noftinger Celebration of Madison Scholarship and Fourth Annual Office of Sponsored Programs Recognition Reception

Along with Research Development, the OSP work group planned and executed the fourth annual OSP Recognition Reception to honor all individuals who either applied for or received external funding in fiscal year 2019. Based on OSP records, awards were bestowed by Deans, Department Heads and OSP in categories including Cumulative Funding Tiers, 1st Time Proposal Submission at JMU, 1st Time Award Recipients at JMU, 1st Year Faculty Recognition, and Research and Scholarship Outstanding Faculty Awards. The OSP coordinated the nomination and Selection Committee process for the Outstanding Faculty Awards. Recipients of the FY 19 Research and Scholarship Outstanding Faculty Awards included Timothy A. Bloss, Ph.D., Biology Department, Anca Constantin, Ph.D., Physics & Astronomy Department, Patricia A. Kennedy, MA., Early, Elementary, & Reading Education, Juhong Christie Liu, Ph.D., Libraries, Roderick H. MacDonald, Ph.D., School of Integrated Sciences, Gerald R. Weniger, MPAS, Department of Health Professions, Nathan T. Wright, Ph.D., Department of Chemistry & Biochemistry. To view the complete awards program please click [here](#).

Grants Resource Center

Access and information to GRC was provided during group training sessions offered through Human Resources, during one on one meetings, and in departmental meetings

Collaboration with Foundation Relations and Corporate Relations

Collaboration with the CFR Director, Debbie Perrone, continues to be fruitful in providing seamless services to faculty members seeking private funding. As she moves into the R&S work group, near daily conversations continue between the Directors as they devise ways to support faculty with public funding assistance and to support strategic institutional grant applications.

The OSP Pre-Award director collaborates on an as-needed basis with the Corporate Relations Director in Advancement and also serves in an advisory capacity on the **Corporate Council**, established to detect and coordinate faculty activity with potential corporate sponsors.

Electronic Records Initiative

Guided by best practices in the field of sponsored research administration for record keeping standards, OSP continues to utilize electronic record keeping practices for proposals and awards via the use of

Adobe Acrobat Pro. Since the OSP work group piloted the initiative in February 2017 we reached 100% in electronic format for FY19. We continue to benefit from the costs savings of moving to electronic record keeping but perhaps most significantly because we switched to electronic files and a standardized file architecture we have been able to telecommute from home without having to access a single paper file. This has been a monumental achievement for the work group in terms of budgetary savings, consistency and uninterrupted access to institutional data.

National Science Foundation Site Visit

In September 2019, OSP worked with the College of Science and Mathematics and helped to plan and execute a small group visit to the NSF to meet with our resident Program Officer and other Directorate representatives to discuss the CAREER program and MRI programs specifically. According to the post-event survey the experience was valuable for the attendees. Similar visits to other federal sponsors is planned for the future.

Sponsored Programs Evaluation Services: RFP# MLO-944 with Procurement

OSP continues to offer faculty access to a pool of pre-qualified consultants and consulting firms to enter into contracts to provide evaluation services for externally funded projects. This greatly simplifies their budgeting work at the proposal stage and shortens the time faculty must devote to selection of vendors upon receipt of awards. OSP monitors and annually certifies the quality of these contracts in accordance with Procurement requirements.

OUTREACH AND EDUCATION:

New Faculty Orientation

The Director and Assistant Director participated in the welcome for new faculty in August 2019 and provided an overview of services in a short session about R&S services.

Center for Faculty Innovation: Professional Grant Development Madison Fellowship

By Invitation of the group facilitator, in February 2020 the OSP Director and Grant Specialist presented an overview of the OSP services and the GRC to a small self-directed group. During the 1.5 hour session we presented a short PowerPoint and then conducted a very fruitful Q&A session.

Communication Sciences & Disorders Grants Seminar Class Presentation

By Invitation of the Program Director for Residential Clinical SLP Program, in September 2019 the OSP Director and Grant Specialist presented an overview of OSP services and the GRC to group of CSD PhD students. During the 1.5 hour session we presented a short PowerPoint and then conducted a very fruitful Q&A session.

New Faculty Academy Workshop

In November 2019 the Assistant Director attended the New Faculty Academy Workshop and facilitated a session about OSP services for junior faculty.

Grants Training through Human Resources

The Director and Grant Specialist offered two sessions totaling four hours of training through HR. Topics included Proposal Development and Budget Development. This is an ongoing commitment to deliver training.

PROFESSIONAL DEVELOPMENT:

All OSP staff are committed to professional development. During the cycle staff attended the following professional conferences and facilitated professional training for others in the profession:

National Council of University Research Administrators (NCURA) Annual Meeting – August 2019, Washington DC, the Director and Grant Specialist attended and the Grant Specialist participated in a juried poster competition, as well as co-facilitated a discussion session.

Society of Research Administrators International Annual Meeting – October 2019, San Francisco, CA – Director attended

Society of Research Administrators International Pre-Award Meeting – Puerto Rico, Grant Specialist Attended

VA-Society of Research Administrators Meeting, June 2020 – The Director, as the President of the state's chapter of the organization, planned the annual meeting, which would have been the 25th celebration of the chapter to be held on the campus of Virginia Tech. Due to COVID-19 the meeting was canceled. The Director will participate in next year's planning as the immediate Past-President.

Web-Based Trainings:

All OSP Staff are committed to continuous training on sponsor-based portals and systems and to building their general Research Administration knowledge base. Due to the COVID-19 pandemic, a number of free webinars were offered through NCURA and SRAI including how to continue operations while working remotely. Free CAREER and NSF webinars were also watched by OSP staff.

APPENDIX A

The report reflects total awarded dollars by college and department.



Office of Sponsored Programs

Awards by Department and Division

Report Covers: July 01, 2019 - June 30, 2020

Academic Affairs

Department	Total Amount
Center for Global Engagement	\$409,995.08
Furious Flower Poetry Center	\$10,000.00
Learning Centers	\$17,500.00
Professional and Continuing Education	\$994,482.00
	<hr/>
	\$1,431,977.08

Access and Enrollment Management

Department	Total Amount
Valley Scholars	\$45,000.00
	<hr/>
	\$45,000.00

College of Arts and Letters

Department	Total Amount
English	\$10,000.00
History	\$8,000.00
School of Communication Studies	\$99,483.00
Sociology and Anthropology	\$22,989.00
WMRA	\$246,133.04
	<hr/>
	\$386,605.04

College of Business

Department	Total Amount
Center for Economic Education	\$89,262.00
Hart School of Hospitality, Sport and Recreation Management	\$75,875.00
Institute of Certified Professional Managers	\$400,753.00
Small Business Development Center	\$696,584.00
	<hr/>
	\$1,262,474.00

College of Education

<u>Department</u>	<u>Total Amount</u>
Dean's Office	\$838,239.00
Early, Elementary, and Reading Education	\$332,555.00
Education Support Center	\$37,915.17
Educational Foundations and Exceptionalities	\$131,635.00
Learning, Technology, and Leadership Education	\$544,965.00
Training/Technical Assistance Center	\$184,680.00
	<hr/>
	\$2,069,989.17

College of Health and Behavioral Studies

<u>Department</u>	<u>Total Amount</u>
Communication Sciences and Disorders	\$577,273.00
Graduate Psychology	\$227,107.00
Health Professions	\$180,535.00
Institute for Innovation in Health and Human Services	\$4,420,212.20
Kinesiology	\$45,000.00
Nursing	\$666,780.00
Psychology	\$116,640.00
Social Work	\$10,250.00
Training/Technical Assistance Center	\$2,586,619.00
	<hr/>
	\$8,830,416.20

College of Integrated Science and Engineering

<u>Department</u>	<u>Total Amount</u>
Computer Science	\$199,500.00
Engineering	\$16,000.00
School of Integrated Sciences	\$715,791.05
X-Labs	\$20,000.00
	<hr/>
	\$951,291.05

College of Science and Mathematics

<u>Department</u>	<u>Total Amount</u>
Biology	\$1,219,010.00
Chemistry & Biochemistry	\$150,000.00
Geology and Environmental Science	\$183,856.00
Mathematics and Statistics	\$554,177.00
Physics & Astronomy	\$735,725.00
	<hr/>
	\$2,842,768.00

College of Visual and Performing Arts

<u>Department</u>	<u>Total Amount</u>
School of Music	\$1,500.00
School of Theater and Dance	\$3,066.00
	<hr/>
	\$4,566.00

Libraries and Educational Technologies

<u>Department</u>	<u>Total Amount</u>
Libraries & Educational Technologies	\$152,000.00
	<hr/>
	\$152,000.00

Research and Scholarship

<u>Department</u>	<u>Total Amount</u>
Center for International Stabilization & Recovery	\$1,051,824.00
Research and Scholarship	\$167,630.00
Technology Innovation and Economic Development	\$5,000.00
Virginia Clean Cities	\$2,907,316.00
	<hr/>
	\$4,131,770.00

Grand Total	\$22,108,856.54
--------------------	------------------------

APPENDIX B

The report reflects total awards by sponsor type.



Office of Sponsored Programs

Awards by Sponsor Type

Report Covers: July 01, 2019 - June 30, 2020

<i>Type of Agency</i>	<i>Award Totals</i>	<i>Number of Awards</i>
Federal	\$15,566,443.88	67
Foundation	\$1,254,008.00	26
Industry	\$563,367.00	8
Private/Non-Profit	\$2,753,631.50	43
State	\$1,742,680.04	26
University	\$159,920.17	13
VA City/County	\$68,805.95	8
	\$22,108,856.54	191

APPENDIX C

The report reflects total awards by Division/Department and Principal Investigator.



Office of Sponsored Programs

Activity Report

Report Covers: July 01, 2019 - June 30, 2020

**Number of Proposals
Awarded**
191

**Number of Proposals
Received**
288

Awarded Amount
\$22,108,856.54

Breakdown by Division or College

Academic Affairs	\$1,431,977.08
Access and Enrollment Management	\$45,000.00
College of Arts and Letters	\$386,605.04
College of Business	\$1,262,474.00
College of Education	\$2,069,989.17
College of Health and Behavioral Studies	\$8,830,416.20
College of Integrated Science and Engineering	\$951,291.05
College of Science and Mathematics	\$2,842,768.00
College of Visual and Performing Arts	\$4,566.00
Libraries and Educational Technologies	\$152,000.00
Research and Scholarship	\$4,131,770.00
Total	\$22,108,856.54

Academic Affairs

<i>Center for Global Engagement</i>				
Coffman, Jennifer E.	1	1	1	\$409,995.08
Fulcher, Keston H.	1		1	
Roberts, Taryn E.	1		1	
Wang, Chin Hong	1		1	
<i>Department/Program Summary</i>	4	1	4	\$409,995.08
<i>Furious Flower Poetry Center</i>				
Alleyne, Lauren K.	1	1		\$10,000.00
<i>Department/Program Summary</i>	1	1		\$10,000.00
<i>Learning Centers</i>				
Mabrey, Paul E.	1	1		\$17,500.00
<i>Department/Program Summary</i>	1	1		\$17,500.00
<i>Professional and Continuing Education</i>				
Lubin, Melissa M.	3	3		\$994,482.00
<i>Department/Program Summary</i>	3	3		\$994,482.00
<i>College/Division Summary</i>	9	6	4	\$1,431,977.08

Access and Enrollment Management

<i>Valley Scholars</i>			
Mooney, M. Shaun	1	1	\$45,000.00
<hr/>			
<i>Department/Program Summary</i>	1	1	\$45,000.00
<i>College/Division Summary</i>	1	1	\$45,000.00

College of Arts and Letters

<i>English</i>				
Godfrey, Mollie A.	1	1		\$10,000.00
Rankin, Mark C.	2		2	
White, Sian	1		1	
Department/Program Summary	4	1	3	\$10,000.00
<i>History</i>				
Herrington, Philip M.		1		\$8,000.00
Department/Program Summary		1		\$8,000.00
<i>School of Communication Studies</i>				
Ball, Timothy C.	1	1		\$30,000.00
Fife, Eric M.		1		\$65,483.00
Kim, Yeonsoo	1	2		\$4,000.00
Department/Program Summary	2	4		\$99,483.00
<i>Sociology and Anthropology</i>				
Blanton, Dennis B.	1	3		\$22,989.00
Tripodi, Francesca	1		1	
Department/Program Summary	2	3	1	\$22,989.00
<i>WMRA</i>				
Bingay, Matthew C.	1		1	
McCoy, Meghann N.	3	3		\$246,133.04
Department/Program Summary	4	3	1	\$246,133.04
College/Division Summary	12	12	5	\$386,605.04

College of Business

Center for Economic Education				
Wood, William C.	1	1	1	\$89,262.00
Department/Program Summary	1	1	1	\$89,262.00
Computer Information Systems & Business Analytics				
Wang, Ping	1		1	
Department/Program Summary	1		1	
Hart School of Hospitality, Sport and Recreation Management				
Carr, Julia W.	4	3	4	\$73,875.00
Pate, Joshua R.	1	1		\$2,000.00
Department/Program Summary	5	4	4	\$75,875.00
Institute of Certified Professional Managers				
Foreman, Kimberley A.	1	1	1	\$400,753.00
Department/Program Summary	1	1	1	\$400,753.00
School of Strategic Leadership Studies				
Sloan, Margaret F.	1		1	
Department/Program Summary	1		1	
Small Business Development Center				
Krech, Joyce H.	13	12	1	\$696,584.00
Department/Program Summary	13	12	1	\$696,584.00
College/Division Summary	22	18	9	\$1,262,474.00

College of Education

<i>Dean's office</i>				
Almarode, John T.	1	1		\$614,039.00
Swayne, Nick D.	9	8	1	\$224,200.00
Department/Program Summary	10	9	1	\$838,239.00
<i>Early, Elementary, and Reading Education</i>				
Kennedy, Patricia A.	2	2	2	\$332,555.00
Sharifian, Maryam S.	2		2	
Department/Program Summary	4	2	4	\$332,555.00
<i>Education Programs</i>				
Almarode, John T.	1		1	
Department/Program Summary	1		1	
<i>Education Support Center</i>				
Hall, Dara M.	2	2		\$37,915.17
Department/Program Summary	2	2		\$37,915.17
<i>Educational Foundations and Exceptionalities</i>				
Blatz, Sharon L.		1		\$26,633.00
Bronaugh, Dannette A.	1	1		\$43,392.00
Snyder, Sara M.	1	1	1	\$61,610.00
Department/Program Summary	2	3	1	\$131,635.00
<i>Learning, Technology, and Leadership Education</i>				
Bywater, James	1		1	
Collins, Roger D.	1	1		\$170,000.00
Estes, Michele D.	2	2		\$2,833.00
Foucar-Szocki, Diane L.	1	2		\$372,132.00
Department/Program Summary	5	5	1	\$544,965.00

	<i>Submitted</i>	<i>Awarded</i>	<i>Pending</i>	<i>Awarded Amount</i>
<i>Middle, Secondary, and Mathematics Education</i>				
Cude, Michelle D.	1		1	
Rahman, Zareen	1		1	
<i>Department/Program Summary</i>				
	2		2	
<i>Training/Technical Assistance Center</i>				
McNaught, John T.	1	1		\$184,680.00
<i>Department/Program Summary</i>				
	1	1		\$184,680.00
<i>College/Division Summary</i>	27	22	10	\$2,069,989.17

College of Health and Behavioral Studies

<i>Communication Sciences and Disorders</i>				
Clinard, Christopher G.		1		\$449,999.00
Kamarunas, Erin E.	1		1	
Lee, Jaime B.	1	1		\$35,917.00
O'Donoghue, Cynthia R.	2	2		\$84,900.00
Piker, Erin G.	1	1		\$4,457.00
Timler, Geralyn R.	1	1		\$2,000.00
Zane, Emily	1		1	
Department/Program Summary	7	6	2	\$577,273.00
<i>Graduate Psychology</i>				
Anderson, Robin D.	1		1	
Brewster, Jo Anne	2	2		\$6,600.00
Holt, Daniel D.	1	1		\$9,500.00
Kipps-Vaughan, Deborah	1	1		\$100,000.00
Leventhal, Brian C.	1	1	1	\$5,998.00
Savina, Elena A.			1	
Stokes, Trevor F.		1		\$62,368.00
Sturm, Deborah C.		1		\$42,641.00
Department/Program Summary	6	7	3	\$227,107.00
<i>Health Professions</i>				
Armstrong, Kirk J.			1	
Weniger, Gerald R.	1	1	1	\$180,535.00
Department/Program Summary	1	1	2	\$180,535.00
<i>Health Sciences</i>				
Grossman, Suzanne	1		1	
Department/Program Summary	1		1	

	<i>Submitted</i>	<i>Awarded</i>	<i>Pending</i>	<i>Awarded Amount</i>
<i>Institute for Innovation in Health and Human Services</i>				
Bartley, Jolynne	19	16	7	\$792,345.65
Estep, Timothy F.	6	6	2	\$541,138.00
Hartzler-Weakley, Kimberlee	17	12	12	\$2,758,938.55
Moreno, Carmen	3	3	1	\$315,330.00
Plitt Donaldson, Linda	2	2	1	\$12,460.00
<i>Department/Program Summary</i>	47	39	23	\$4,420,212.20
<i>Kinesiology</i>				
Moran, Thomas E.			1	
Wenos, Jeanne Z.		1		\$20,000.00
Williams, Jacqueline A.	1	1		\$25,000.00
<i>Department/Program Summary</i>	1	2	1	\$45,000.00
<i>Nursing</i>				
Annan, Sandra L.	1		1	
Argenbright, Christine A.	1		1	
Sawin, Erika M.	1	1	1	\$666,780.00
<i>Department/Program Summary</i>	3	1	3	\$666,780.00
<i>Psychology</i>				
Barron, Kenneth E.		2		\$22,642.00
Irons, Jessica G.	2	2		\$93,998.00
<i>Department/Program Summary</i>	2	4		\$116,640.00
<i>Social Work</i>				
McGuire, Lisa E	1	1	1	\$250.00
Trull, Laura H.	1	1		\$10,000.00
<i>Department/Program Summary</i>	2	2	1	\$10,250.00

	<i>Submitted</i>	<i>Awarded</i>	<i>Pending</i>	<i>Awarded Amount</i>
<i>Training/Technical Assistance Center</i>				
Henderson, Cheryl L.	4	3	1	\$2,173,631.00
McNaught, John T.	1	1		\$412,988.00
<hr/>				
<i>Department/Program Summary</i>	5	4	1	\$2,586,619.00
<i>College/Division Summary</i>	75	66	37	\$8,830,416.20

College of Integrated Science and Engineering

Computer Science

Heydari, M. Hossain	2	1	3	\$115,100.00
Simmons, Sharon J.	1		1	
Sprague, Nathan R.	1	1		\$17,167.00
Wang, Xunhua S.	1	1		\$67,233.00

<i>Department/Program Summary</i>	5	3	4	\$199,500.00
--	----------	----------	----------	---------------------

Engineering

Castaneda, Daniel I.	2		2	
Gipson, Kyle G.	1		1	
Henriques, Justin J.	1	1		\$10,000.00
Nagel, Robert L.	2		2	
Paterson, Kurt G.	1	1		\$6,000.00

<i>Department/Program Summary</i>	7	2	5	\$16,000.00
--	----------	----------	----------	--------------------

	<i>Submitted</i>	<i>Awarded</i>	<i>Pending</i>	<i>Awarded Amount</i>
<i>School of Integrated Sciences</i>				
Brent, Robert N.	3	1	2	\$160,994.00
Conley, Shannon N.	1	2		\$31,232.00
El-Tawab, Samy S.	2	2	1	\$132,921.00
Klevickis, Cynthia A.	1		1	
MacDonald, Roderick H.	1		1	
Miles, Jonathan J.	3	3	1	\$142,326.05
Pangle, Remy M.	1	1		\$25,000.00
Salman, Ahmad A.	1	1		\$74,318.00
Spindel, Jonathan H.	1	1		\$5,000.00
Stockwell, Stephanie B.		1		\$104,000.00
York, Emily R.	2	1	1	\$40,000.00
Yurco, Kayla M	1		1	
<i>Department/Program Summary</i>	17	13	8	\$715,791.05
<i>X-Labs</i>				
Swayne, Nick D.	2	1	1	\$20,000.00
<i>Department/Program Summary</i>	2	1	1	\$20,000.00
<i>College/Division Summary</i>	31	19	18	\$951,291.05

College of Science and Mathematics

<i>Biology</i>				
Bloss, Timothy A.	1	1		\$10,000.00
Brown, Justin W.	1		1	
Cleland, Corey L.	1	1		\$240.00
Cresawn, Steven G.	1	1		\$250,000.00
Enke, Raymond A.	1	1		\$26,490.00
Gabriele, Mark L.	1		1	
Griscom, Heather	1	1		\$1,500.00
Johnson, Casonya M.	1		1	
Kubow, Kristopher E.	1		1	
Ludwig, Patrice J.	2		2	
McMullen, Conley K.	1		1	
Monroe, Jonathan D.		1		\$425,383.00
Moseley, Dana L.	1		1	
Parker, M. Rockwell	2	2		\$125,158.00
Vidal, George		1		\$210,600.00
Wunderlich, Roshna E.	1	1	3	\$1,700.00
Wyngaard, Grace A.	1	1		\$167,939.00
<i>Department/Program Summary</i>	17	11	11	\$1,219,010.00

	<i>Submitted</i>	<i>Awarded</i>	<i>Pending</i>	<i>Awarded Amount</i>
<i>Chemistry & Biochemistry</i>				
Downey, Daniel M.	1	1		\$10,000.00
Gretchen, Peters	1		1	
Hughey, Christine A.	1		1	
Kokhan, Oleksandr	1	1	1	\$120,000.00
Peters, Gretchen	1		1	
Raston, Paul L.	2		2	
Watkins, Linette M	1	1		\$20,000.00
Wright, Nathan T.	1		1	
<i>Department/Program Summary</i>	9	3	7	\$150,000.00
<i>Geology and Environmental Science</i>				
Elmi, Chiara	1		1	
Garcia, Angel A.	1		1	
Haynes, John T.	2	1	1	\$11,092.00
Leslie, Stephen A.	1	1	1	\$136,922.00
Lukens, William	2	1	1	\$35,842.00
<i>Department/Program Summary</i>	7	3	5	\$183,856.00
<i>Mathematics and Statistics</i>				
Jones, Brant C.	1	1		\$259,177.00
Oh, Minah		1		\$100,000.00
Sochacki, James S.		1		\$175,000.00
Taalman, Laura A.	1	1		\$20,000.00
<i>Department/Program Summary</i>	2	4		\$554,177.00

	<i>Submitted</i>	<i>Awarded</i>	<i>Pending</i>	<i>Awarded Amount</i>
<i>Physics & Astronomy</i>				
Banu, L. Adriana	1	1	1	\$218,758.00
Constantin, Costel	1	1	1	\$21,043.00
Fukumura, Keigo	2	2	2	\$120,611.00
Kaveh-Baghdadorani, Masoud	1		1	
Letchworth Weaver, Kendra		1		\$120,000.00
Melnikov, Ilarion		1		\$43,413.00
Niculescu, Gabriel	1		1	
Niculescu, M. Ioana	1	2		\$180,000.00
Rost, Christina M.	1		1	
Scully, Sean T.	1	1		\$31,900.00
<i>Department/Program Summary</i>	9	9	7	\$735,725.00
<i>College/Division Summary</i>	44	30	30	\$2,842,768.00

College of Visual and Performing Arts

<i>Forbes Center for the Performing Arts</i>				
Byrne, Regan M.	2		2	
<hr/>				
<i>Department/Program Summary</i>	2		2	
<i>Institute for Creative Inquiry</i>				
Robinson, Daniel L.	2		2	
<hr/>				
<i>Department/Program Summary</i>	2		2	
<i>School of Music</i>				
Hallahan, Robert F.	1	1		\$250.00
Peterson, John R.	1	1		\$1,250.00
Stringham, David A.	1		1	
<hr/>				
<i>Department/Program Summary</i>	3	2	1	\$1,500.00
<i>School of Theater and Dance</i>				
Streeter, Joshua R.	1	1	1	\$3,066.00
<hr/>				
<i>Department/Program Summary</i>	1	1	1	\$3,066.00
<hr/>				
<i>College/Division Summary</i>	8	3	6	\$4,566.00

Libraries and Educational Technologies

<i>Libraries & Educational Technologies</i>			
Nowvskie, Bethany P.	1	1	\$150,000.00
Winfree, Ryan T.	1	1	\$2,000.00
<hr/>			
<i>Department/Program Summary</i>	2	2	\$152,000.00
<i>College/Division Summary</i>	2	2	\$152,000.00

Research and Scholarship

<i>Center for International Stabilization & Recovery</i>				
Fiederlein, Suzanne L.	18	3	19	\$1,051,824.00
Department/Program Summary	18	3	19	\$1,051,824.00
<i>Research and Scholarship</i>				
Delp, Benjamin T.	1	1		\$114,000.00
Holland, S. Keith	1	1		\$53,630.00
Department/Program Summary	2	2		\$167,630.00
<i>Technology Innovation and Economic Development</i>				
Bourne, Mary Lou	1	1		\$5,000.00
Department/Program Summary	1	1		\$5,000.00
<i>Virginia Clean Cities</i>				
Harned, Alleyn S.	6	6	2	\$2,907,316.00
Department/Program Summary	6	6	2	\$2,907,316.00
College/Division Summary	27	12	21	\$4,131,770.00

University Programs/University Studies

Interdisciplinary Liberal Studies

Schmitt-Harsh, Mikaela L.

1

1

Department/Program Summary

1

1

College/Division Summary

1

1