



**Office of Sponsored  
Programs  
Annual Report  
Fiscal Year 2019**

**July 1, 2018 – June 30, 2019**  
**James Madison University**  
**Research & Scholarship**



**JAMES MADISON**  
UNIVERSITY.

# Fiscal Year 2019 Annual Report

*Research & Scholarship – James Madison University*

*Office of Sponsored Programs Pre-Award*

## I. SUMMARY OF ACTIVITY

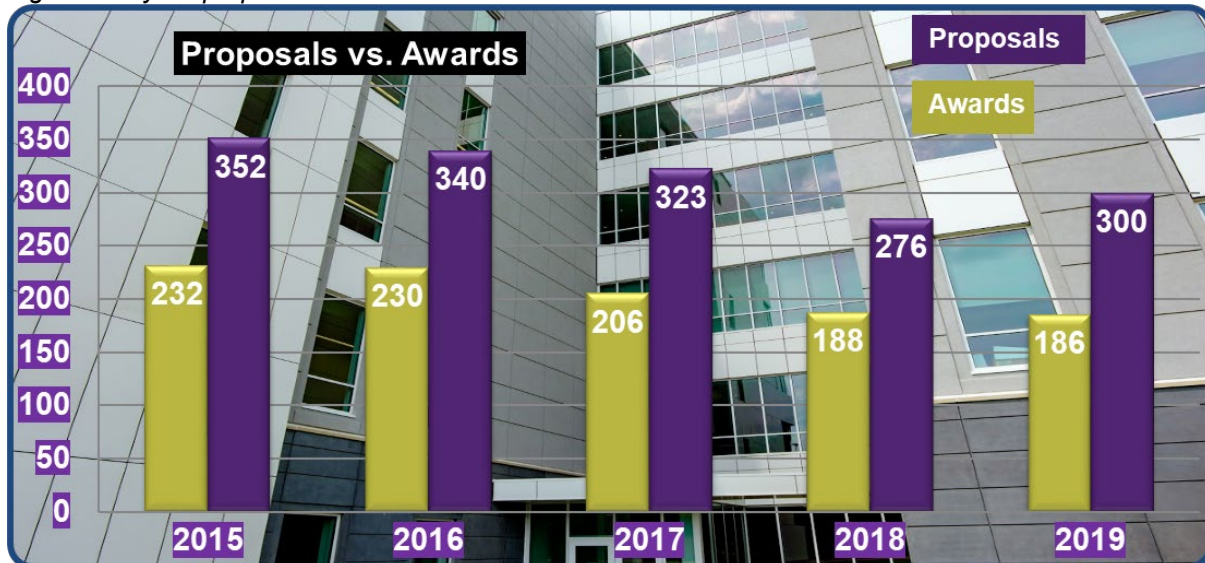
### A. Funding Overview

Sponsored programs activity at the University remained stable during fiscal year 2019 (FY19) in terms of total dollars. Roughly the same number of people were involved in seeking and securing external funds. During the year, 137 individuals sought or received external funding to promote research, instruction, outreach, and other types of externally funded activities on campus. Compared with FY18 activity (136), this represents a slight increase of 1% in the pool of grant seekers.

Proposals submitted increased by 24 to 300 compared to the prior year and awards received (186) were level with the previous year. Funding applications submitted were up to 300 vs. 276 in FY18 while awards decreased from 188 to 186 in FY19. Though the number of awards are down slightly over the trend of the past 5 years, award amounts and total funding are trending higher over the same period. Actual dollars received in FY19 was up \$315,058 or 2% compared to FY18.

JMU faculty, students, and staff submitted an array of funding applications, many interdisciplinary in focus or involving collaborations with outside organizations. The following charts reflect the volume of proposals and awards during the previous five-year period and funding trends over 10 years.

Figure 1. 5-year proposal and award volume



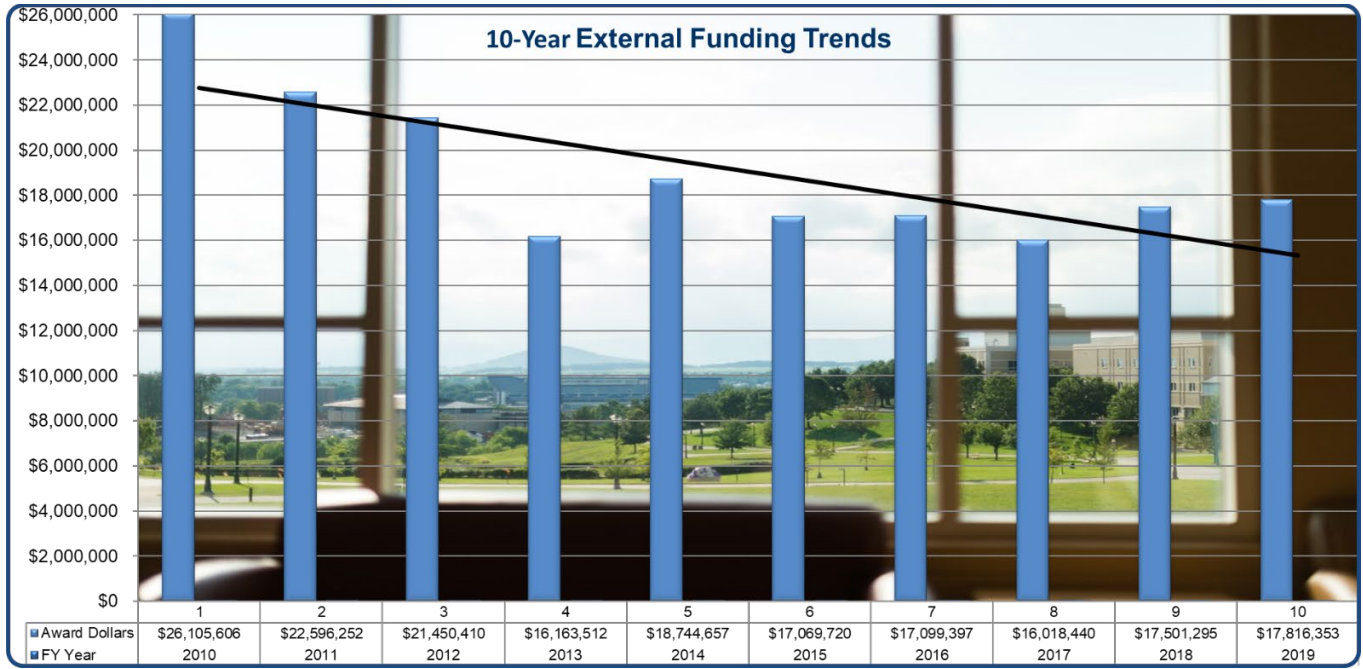


Figure 2. 10-year funding history

## B. Funding Agencies

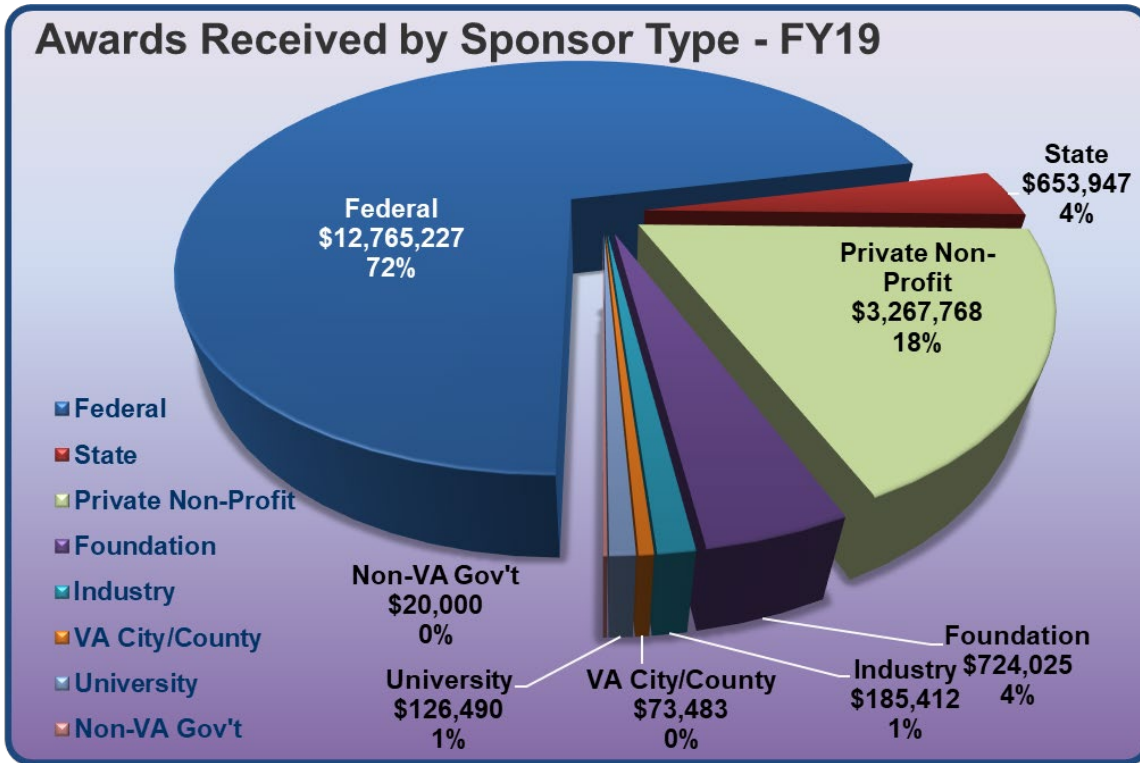


Figure 3. Awards by Sponsor Sector

Figure 3 illustrates funding received by sponsor type in FY19 to support research, instruction, public service & outreach, and many other activities at JMU. Of the 186 awards received in FY19, the majority in both number and total award amount came from the federal government either as direct assistance or as flow-through to the University from Virginia state agencies and other universities. Decreasing 10%

from last year, combined federal and state funds represented 75% vs. 85% of total support in FY18 of the total awards at \$13,419,174. Despite a decrease of 10% from the prior fiscal year, the JMU's funding portfolio still relies very heavily on federal or federal pass through funding.

## I. Federal



Awards from the federal government totaled \$12,765,227 comprising 72% of the total amount received in FY19, or a 9% decrease in federal funding from FY18. Again, this fiscal year the US Department of Health and Human Services was the primary sponsor of funded projects in terms of total dollars at \$4,894,192, supporting 19 awards. This represents a 14% increase over FY18 and is 38% of all federal funding received.

The US Department of Education was the second largest funder with 14 projects valued at \$3,458,658, or 27% of all federal funding. This is primarily sustaining support of existing programming, rather than new funding, and is an increase in total dollars (7%) from FY18 at \$3,220,327.

The National Science Foundation was the third largest federal funder in FY19 at \$2,150,703 for 7 projects this fiscal year versus 12 projects last fiscal year valued at \$2,374,662. This represents a 9% decrease in total funding from NSF over FY18 levels but represents a reversal of the trend of recent years to fund more projects at lower amounts.

The US Department of State was the fourth largest sponsor this fiscal year, funding a total of 6 projects with total value of \$1,085,800 compared to \$1,378,005 in FY18, or a 21% decrease.

The US Department of Energy funded 7 awards totaling \$301,900 for a 47% decrease in total support over the prior year.

Other sources of federal funding were the US Small Business Administration, the National Park Service, USDA, the Institute of Museum and Library Services, and the Institute of International Education among others for a combined total of \$712,809 or 6% of received federal funding.

## II. State



In FY19, Commonwealth of Virginia agencies decreased direct funding by 16%, continuing this trend from the prior fiscal year with 15 projects worth \$653,947. It is important to note that state agencies channeled significant federal funding to the university in the form of pass-through awards. These totals are captured under the federal totals since the federal government is the ultimate source of the funding. The Virginia Department of Education and the Virginia Department of Health comprised the largest percentage of total state contributions towards externally funded projects at the university but ongoing projects were also funded by the Virginia Department of Social Services.

## III. Private/Non-Profit

Private/Non-Profit agencies provided 55 awards compared to 49 awards in FY18 totaling \$3,267,768 compared to \$1,868,597 in FY18. This represents 18% of total funding and is a significant increase (75%) from this sector in just one year. The largest sponsor in this sector is the Howard Hughes Medical Institute, contributing \$1,000,000 over 5 years for an Inclusive Excellence Grant.






Figure 4. Private/Non- Profit Funding

#### IV. Foundations

Foundation sponsorship sharply increased 54% this year at \$724,025 compared to \$468,869 in FY18. This year, the university received awards from a diverse range of foundations, including the Jack Kent Cooke Foundation, the American Academy of Audiology Foundation, the Dominion Foundation, the Claude Moore Charitable Foundation, the Petroleum Research Fund, the Camille and Henry Dreyfus Foundation, the Kern Family Foundation, and the Learning by Giving Foundation. The largest foundation grant was to support the Valley Scholars Program.

FISCAL YEAR	FOUNDATION AWARDS
2015	25
2016	23
2017	25
2018	23
2019	25

Table 1. Foundation 5-year Funding

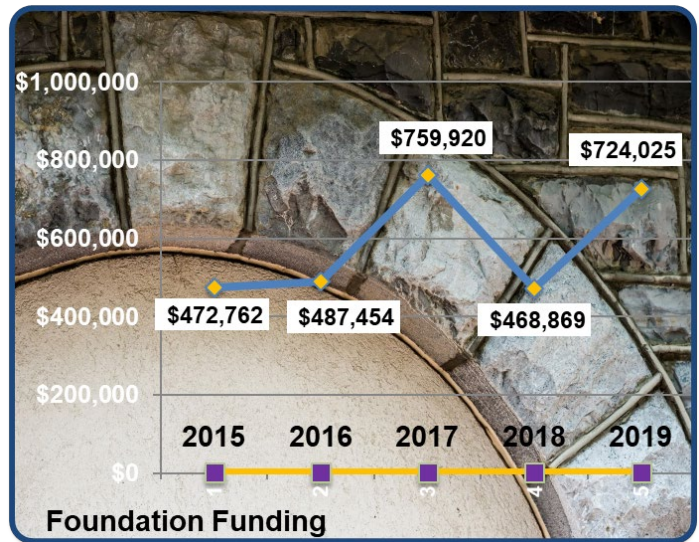


Figure 5. Foundation Support

## V. Industry

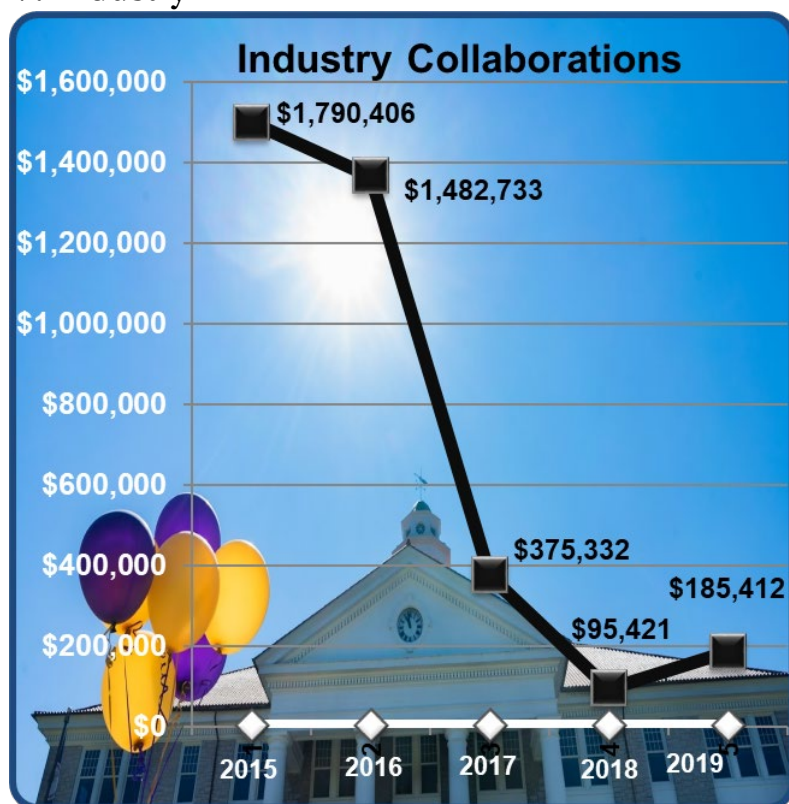


Figure 6. Industry Funding

Awards from Industry sponsors increased markedly this fiscal year to \$185,412. Funding received supported 5 projects vs. 3 in FY18. Funding from industry represents just 1% of total funding received. Though funding from the Industry sector fluctuates, entrepreneurial activity is a significant area for providing valuable experiences as principal investigators explore collaborations with their business counterparts.

## VI. Other

University, Virginia City/County, and Non-VA Government sponsors contributed a total of \$219,973 of the total funding received during FY19. Though this is a fraction of the total award dollars, it represents 19 projects at the University and these sources of funding afford many students hands-on experiences.

## C. External Funding Activity by College or University Division

The awards obtained by JMU faculty and staff range in type, including research, public service/outreach, continuing education, and instruction. Collaborative activity involving multidisciplinary projects, inter-institutional collaborations, and private and industry partnerships continues to be central to the proposal development process.

College or Division	Total Submissions	Total Awards	Total Award Value	% of Total
<b>Academic Affairs</b>	13	12	\$956,484	5.37%
<b>Research &amp; Scholarship</b>	25	10	\$1,470,027	8.25%
<b>Other:</b> includes Administration & Finance, Access & Enrollment Management, University Studies and the Office of the President	7	7	\$283,411	1.59%
<b>College of Arts &amp; Letters</b>	15	7	\$228,757	1.28%
<b>College of Science &amp; Mathematics</b>	64	30	\$4,341,032	24.37%
<b>College of Visual &amp; Performing Arts</b>	4	2	\$7,750	.04%
<b>College of Business</b>	18	17	\$654,900	3.68%
<b>College of Education</b>	23	16	\$941,159	5.28%
<b>College of Health &amp; Behavioral Studies</b>	90	67	\$8,332,148	46.77%
<b>College of Integrated Science &amp; Engineering</b>	41	18	\$600,685	3.37%
<b>TOTALS:</b>	300	186	\$17,816,353	100%

Table 2. Funding Statistics by College & Division

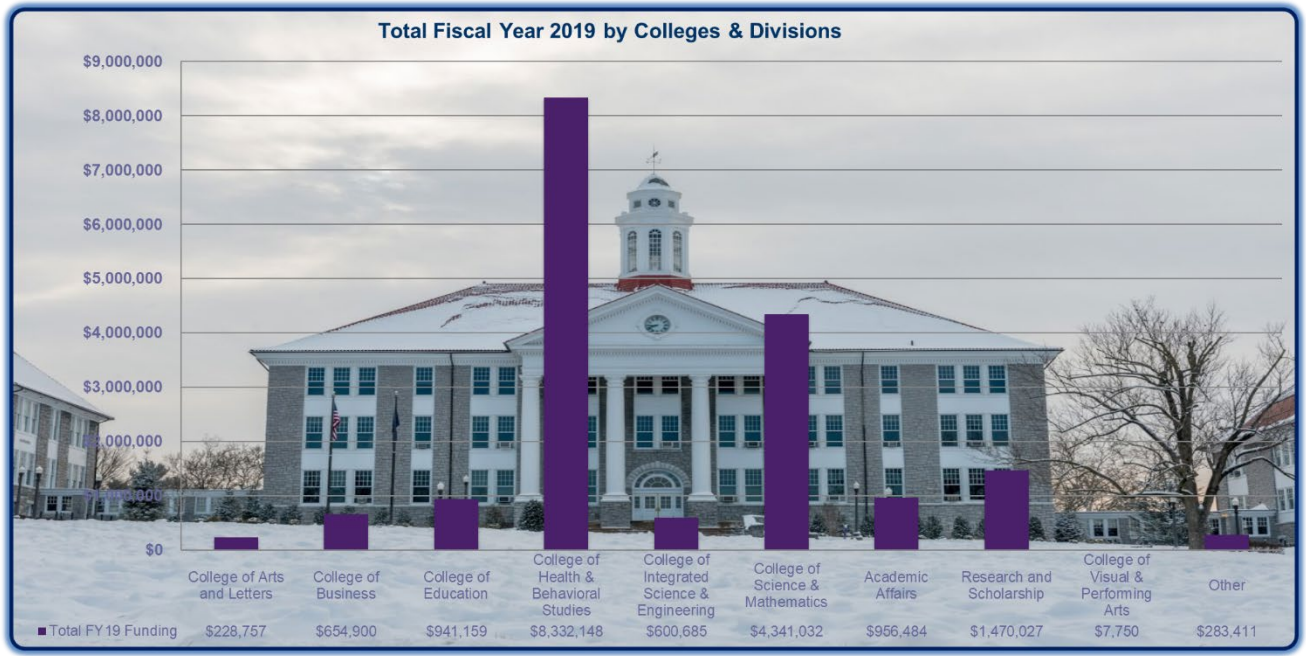


Figure 7. College and Division Funding

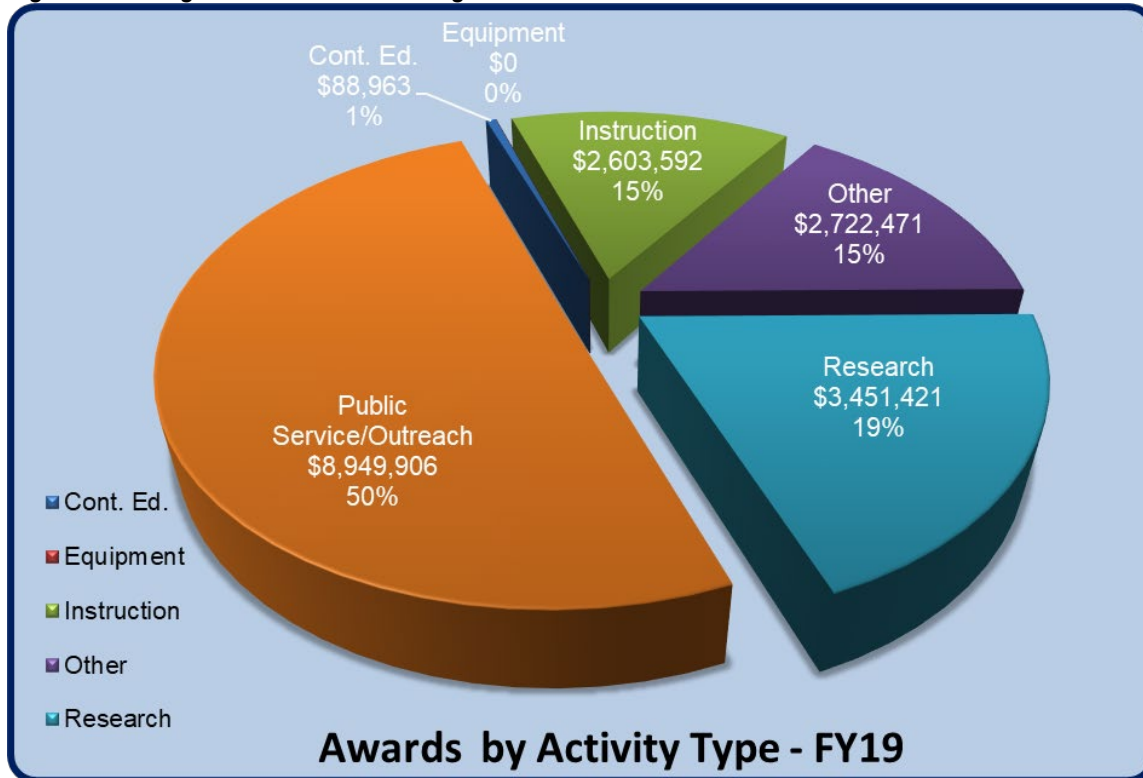


Figure 8. Awards by Activity Type

## D. Awards by Activity Type

Funding received is categorized by predominate activity type. Again, this fiscal year **Public Service & Outreach** represents the most robust area of funding with 61 awards. **Research** activity involves 48 projects. **Instruction** represents 24 projects. **Other** types of activity represent 47 projects. **Continuing Education** comprises 6 projects. This fiscal year there were no **Equipment** projects.

## E. Faculty Assistance/Metrics

While the primary focus of OSP staff activity is preparing budgets and funding applications to sponsors, a significant amount of time goes to receiving and negotiating funding instruments from sponsors and other organizations and preparing subaward agreements to other entities. Staff also spends time monitoring subrecipients and preparing budget revisions and no-cost extension requests for sponsor approvals at the post-award stage. Much time is devoted to compliance activities, project close-out and report monitoring. Additionally, a variety of miscellaneous agreements flow through the office for review and negotiation on behalf of faculty members and the University. These are often agreements to facilitate proposed or funded projects such as Material Transfer Agreements, Non-Disclosure Agreements, Teaming Agreements, Memorandums of Agreement and Entity Agreements.

The chart below captures staff activity during FY19 by transaction type. It is important to note that the staff also moved the office in February 2019 and spent significant time on development of the eGrants module of the electronic research administration system.

TYPE OF ACTIVITY	COUNT FY18	COUNT FY19
Contact Hours with Faculty	94.25	83
Training Delivered (hours)	10.5	7
Incoming/Outgoing Support Agreements	48	56
Non-Disclosure Agreements	4	2
Memorandum of Understanding/Agreement	13	13
No-Cost Extension Requests	30	57
Materials Transfer Agreements	10	10
Budget Revisions	36	44
Technical Reports/Close-Out Activity	176	330
Special Report Requests/Management Reports	43	39
PI Assurances & Certifications	79	70
Requests for Legal Counsel Review	44	22
Cost Share Requests	6	1
Targeted Funding Opportunities to Individuals	101	32
Side by Side Congruency Reviews with ORI	11	14



## F. Unit Initiatives & Successes

In addition to daily processing and faculty and staff interactions which directly support funding applications, a lot of effort is focused on building collaborations, goodwill and relationships within the grant-seeking community. Following are highlights of new or ongoing initiatives rolled out this past year which were designed to increase a diversified funding portfolio, celebrate and recognize external funding activity and introduce efficiencies in central support operations.

### Third Annual Office of Sponsored Programs Recognition Reception

October 2018 marked the third annual OSP Recognition Reception to honor all individuals who either applied for or received external funding in fiscal year 2018. This year's event took place in combination with the Noftsinger Celebration of Madison Scholarship. Many hours of careful planning with Ben Delp, Director of Research Development, went into the execution of this signature event held in the Festival Ballroom. Based on OSP records, awards were bestowed by Deans, Department Heads and OSP in 5 categories to include Cumulative Funding Tiers, 1<sup>st</sup> Time Proposal Submission at JMU, 1<sup>st</sup> Time Award Recipients at JMU, 1<sup>st</sup> Year Faculty Recognition, and Research and Scholarship



Outstanding Faculty Award totaling. Recipients of the Research and Scholarship Outstanding Faculty Awards included Dr. Ashleigh Baber in Chemistry and Biochemistry, Dr. Brooks Hefner in English, Dr. Rocky Parker in Biology, Dr. Barbara Reisner in Chemistry and Biochemistry, Dr. Morgan Steffen Wurch in Biology, and Dr. Laura Trull in Social Work. To view the complete award list please click [here](#).

Due to the combined event, invitations were sent to all university faculty, along with administrative assistants OSP worked closely with regarding grant activity from fiscal year 18. 153 individuals RSVP'd to the event and the combined nature of the event was well received among attendees. A survey administered after the event collected valuable feedback from attendees to refine the event for future years.

### **Grants Resource Center**

Access and information to GRC was provided during group training sessions offered through Human Resources, during one on one meetings, and in departmental meetings. In tandem with Research Development, OSP increased the number of faculty with access to the GRC from 84 in FY16 to 181 in FY19, an increase of 115%.

### **Collaboration with Foundation Relations and Corporate Relations**

Since the arrival of CFR Director, Debbie Perrone to campus in the fall of 2016, OSP has consistently shared institutional knowledge, reports, and funding opportunities to advance both areas' field of influence in the grant seeking community. Bi-monthly meetings continue between the Directors and yield a cross-pollination of information about researchers' interests and activities and allow for close coordination of submissions of letters of intent and funding applications to private sponsors. Over the last two years the two directors have developed a successful model of communication between offices and with faculty to seamlessly support grant applications to private funders.

In 2018 Corporate and Foundation Relations (CFR) split into two distinct units. Close collaboration continues regularly with the Foundation Relations director. In 2019 Corporate Relations received a separate director. The OSP Pre-Award director collaborates on an as-needed basis with that director and also serves in an advisory capacity on the **Corporate Council**, established to detect and coordinate faculty activity with potential corporate sponsors.

### **Electronic Records Initiative**

Guided by best practices in the field of sponsored research administration for record keeping standards, OSP continues to utilize electronic record keeping practices for proposals and awards via the use of Adobe Acrobat Pro. We piloted the initiative in February 2017 with a set of proposals we classified as easy, moderate, or complex. At that time, our goal was to achieve a modest 10% of all records to be created and saved in the PDF Portfolio format by year's end. Through June 2019 we have surpassed our expectations for this new record keeping method, having reached 100% in electronic format for the latest fiscal year. In terms of costs savings, we faced a 73% reduction from in paper expenses from FY18, by spending just \$43 in paper purchases for the entirety of FY19 for one case of paper. Office supply purchases to include paper files, staples, ink, binder clips, etc. decreased by 80% between FY18 to FY19. In addition, we discovered that by standardizing files through change to electronic records the office is better able to comply with the Commonwealth's record retention policy.

### **Research Assistant (RA) Program with The Graduate School**

During FY19 OSP worked extensively to provide historical reports showing the incidence of graduate assistants included on grant applications. The reports revealed an unmet need for a centrally controlled pool of funding to be used to support graduate assistants with a "research" focus to be written into grant applications. Under this initiative, OSP works closely with the faculty member to identify needs for matching support at the grant proposal stage. For this purpose the OSP created a form in collaboration with The Graduate School to record and track RA requests for in-state tuition support. Matching approval is secured through the Vice Provost for Research and Scholarship and

the Dean of The Graduate School prior to university approval of grant applications which include these matching resources.

### **Sponsored Programs Evaluation Services: RFP# MLO-944 with Procurement**

Throughout 2018 and 2019 two OSP representatives participated on a request for proposal issued through Procurement to identify a pool of pre-qualified consultants and consulting firms to enter into contracts to provide evaluation services for externally funded projects at James Madison University. The RFP process yielded an array of responses of which 9 vendors were selected for contracts. We believe this pre-vetted pool of vendors will greatly shorten the time our faculty will have to devote to selection of vendors at the proposal and award stage to provide these critical services.

### **OUTREACH AND EDUCATION:**

#### **New Faculty Orientation**

The Director and Assistant Director participated in the welcome for new faculty in August 2018 and provided an overview of services in a short session about R&S services.

#### **Center for Faculty Innovation: Professional Grant Development Institute**

In January all OSP staff participated in the two day grant writing institute offered through the Center for Faculty Innovation. The OSP Director also co-facilitated an information and question and answer session with the Office of Research Integrity and fielded budget development questions.

#### **New Faculty Academy Workshop**

In November 2018 the Assistant Director attended the New Faculty Academy Workshop and facilitated a session about OSP services for junior faculty.

#### **Grants Training through Human Resources**

The Director offered two sessions totaling four hours of training through HR. Topics included Proposal Development and Budget Development. This is an ongoing commitment to deliver training.

### **PROFESSIONAL DEVELOPMENT:**

All OSP staff are committed to professional development. During the cycle staff attended the following professional conferences and facilitated professional training for others in the profession:

**NCURA 60<sup>th</sup> Annual Meeting** – Washington DC where the Director led a discussion group on “*Issues at Primarily Undergraduate Institutions*”

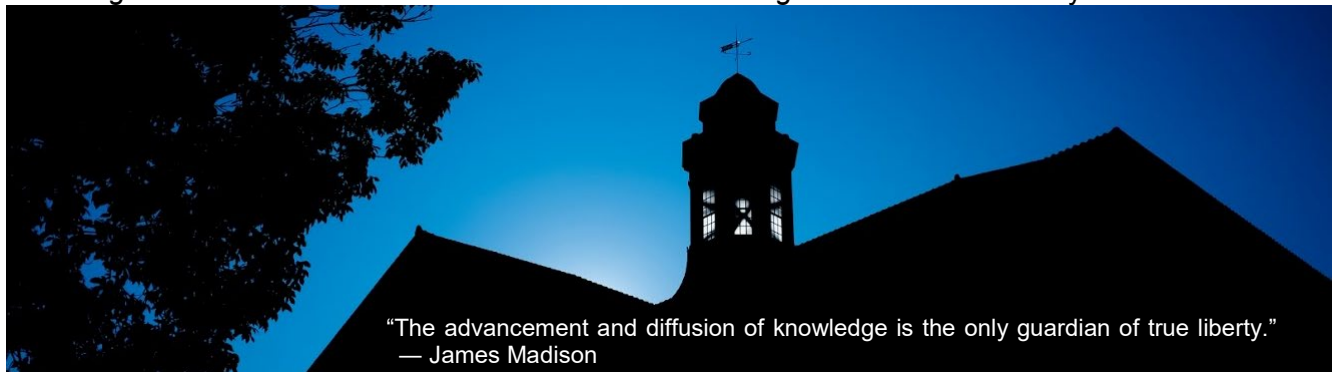
**Society of Research Administrators International Annual Meeting** – Orlando, FL

**Grants Resource Center Funding Summit** – Washington DC

**Society of Research Administrators International Pre-Award Meeting** – San Diego, CA

**Fundamentals of Sponsored Project Administration Workshop** – Savannah, GA

**VA-SRA Meeting** – Norfolk, VA All staff attended. The Director was responsible for the keynote speaker and program and the Grants Specialist offered an innovative technology-rich session “*Entering the Unknown: What Research Administration Taught Me*” which was very well received.



## **APPENDIX A**

The report reflects total awarded dollars by division, college, and department.



# Office of Sponsored Programs

## Activity Report

Report Covers: July 01, 2018 - June 30, 2019

---

**Number of Proposals  
Awarded**

**186**

**Number of Proposals  
Received**

**300**

### **Awarded Amount**

**\$17,816,353.09**

### ***Breakdown by Division or College***

<b>Academic Affairs</b>	<b>\$956,484.31</b>
<b>Access and Enrollment Management</b>	<b>\$150,000.00</b>
<b>College of Arts and Letters</b>	<b>\$228,757.04</b>
<b>College of Business</b>	<b>\$654,899.80</b>
<b>College of Education</b>	<b>\$941,159.00</b>
<b>College of Health and Behavioral Studies</b>	<b>\$8,332,148.09</b>
<b>College of Integrated Science and Engineering</b>	<b>\$600,685.00</b>
<b>College of Science and Mathematics</b>	<b>\$4,341,031.85</b>
<b>College of Visual and Performing Arts</b>	<b>\$7,750.00</b>
<b>Libraries and Educational Technologies</b>	<b>\$105,478.00</b>
<b>Research and Scholarship</b>	<b>\$1,470,027.00</b>
<b>University Programs/University Studies</b>	<b>\$27,933.00</b>
<b>Total</b>	<b>\$17,816,353.09</b>

**Academic Affairs**

	<i>Submitted</i>	<i>Awarded</i>	<i>Pending</i>	<i>Awarded Amount</i>
<b>4VA</b>				
Swayne, Nick D.	2	2		\$3,500.00
<b>Department/Program Summary</b>	2	2		\$3,500.00
<b>Center for Civic Engagement</b>				
Swayne, Nick D.	1	1		\$2,000.00
<b>Department/Program Summary</b>	1	1		\$2,000.00
<b>Center for Global Engagement</b>				
Coffman, Jennifer E.	1	1	1	\$409,064.90
Hart, Vesna	2	1	1	\$5,555.00
Wang, Chin Hong	1	1		\$31,541.00
<b>Department/Program Summary</b>	4	3	2	\$446,160.90
<b>Furious Flower Poetry Center</b>				
Gabbin, Joanne V.	1	1		\$10,000.00
<b>Department/Program Summary</b>	1	1		\$10,000.00
<b>Learning Centers</b>				
Mabrey, Paul E.	1		1	
<b>Department/Program Summary</b>	1		1	
<b>Outreach and Engagement</b>				
Lubin, Melissa M.	3	5		\$494,823.41
<b>Department/Program Summary</b>	3	5		\$494,823.41
<b>College/Division Summary</b>	12	12	3	\$956,484.31

**Access and Enrollment Management**

---

<i>Valley Scholars</i>			
Mooney, M. Shaun	1	1	\$150,000.00
<b>Department/Program Summary</b>	1	1	\$150,000.00
<b>College/Division Summary</b>	1	1	\$150,000.00

## College of Arts and Letters

<i>Foreign Languages, Literatures and Cultures</i>				
Mason, Marianne		1		\$30,385.00
<b>Department/Program Summary</b>		1		\$30,385.00
<i>History</i>				
Herrington, Philip M.		1	1	
<b>Department/Program Summary</b>		1	1	
<i>Political Science</i>				
LaPira, Timothy M.		1	1	\$10,500.00
<b>Department/Program Summary</b>		1	1	\$10,500.00
<i>School of Communication Studies</i>				
Fife, Eric M.		1		1
Hickerson, Corey A.		1		1
Kim, Yeonsoo		1		1
<b>Department/Program Summary</b>		3		3
<i>Sociology and Anthropology</i>				
Blanton, Dennis B.		5	3	2
<b>Department/Program Summary</b>		5	3	2
<i>WMRA</i>				
McCoy, Meghann N.		2	2	\$172,714.04
<b>Department/Program Summary</b>		2	2	\$172,714.04
<b>College/Division Summary</b>		12	7	6
				\$228,757.04

**College of Business**

<i>Center for Economic Education</i>				
Wood, William C.	1	1	1	\$78,514.80
<b><i>Department/Program Summary</i></b>	1	1	1	\$78,514.80
<i>Hart School of Hospitality, Sport and Recreation Management</i>				
Carr, Julia W.	3	3	3	\$76,656.00
Hornsby, Gilpatrick D.	1	1		\$2,500.00
Pate, Joshua R.		1		\$1,500.00
<b><i>Department/Program Summary</i></b>	4	5	3	\$80,656.00
<i>Institute of Certified Professional Managers</i>				
Foreman, Kimberley A.	1	1	1	\$375,646.00
<b><i>Department/Program Summary</i></b>	1	1	1	\$375,646.00
<i>Small Business Development Center</i>				
Krech, Joyce H.	10	10		\$120,083.00
<b><i>Department/Program Summary</i></b>	10	10		\$120,083.00
<b><i>College/Division Summary</i></b>	16	17	5	\$654,899.80



**College of Education**

<i>Dean's Office</i>				
Foucar-Szocki, Diane L.	1		1	
Swayne, Nick D.	7	7		\$53,873.00
<b>Department/Program Summary</b>	8	7	1	\$53,873.00
<i>Early, Elementary, and Reading Education</i>				
Kennedy, Patricia A.	5	4	2	\$663,343.00
<b>Department/Program Summary</b>	5	4	2	\$663,343.00
<i>Education Programs</i>				
Estes, Michele D.	1	1		\$1,700.00
<b>Department/Program Summary</b>	1	1		\$1,700.00
<i>Educational Foundations and Exceptionalities</i>				
Bronaugh, Dannette A.	1	1	1	\$26,633.00
Snyder, Sara M.	2	2	1	\$70,610.00
<b>Department/Program Summary</b>	3	3	2	\$97,243.00
<i>Learning, Technology, and Leadership Education</i>				
Crowder, Robin	1	1		\$125,000.00
<b>Department/Program Summary</b>	1	1		\$125,000.00
<i>Middle, Secondary, and Mathematics Education</i>				
Rahman, Zareen	1		1	
<b>Department/Program Summary</b>	1		1	
<b>College/Division Summary</b>	19	16	6	\$941,159.00

**College of Health and Behavioral Studies**

<i>Communication Sciences and Disorders</i>				
Clinard, Christopher G.	2	2	1	\$32,950.00
Dudding, Carol C.	2	1	1	\$7,849.00
Kuo, Christina	1		1	
Lee, Jaime B.	1	1		\$36,510.00
O'Donoghue, Cynthia R.	3	3		\$180,600.00
Piker, Erin G.	1	1		\$2,500.00
<b><i>Department/Program Summary</i></b>	<b>10</b>	<b>8</b>	<b>3</b>	<b>\$260,409.00</b>
<i>Graduate Psychology</i>				
Anderson, Robin D.	1	1		\$13,230.00
Brewster, Jo Anne	2	2		\$6,600.00
Holt, Daniel D.	1	1		\$9,500.00
Kipps-Vaughan, Deborah	1	1		\$20,000.00
Leventhal, Brian C.	2		2	
Savina, Elena A.	1		1	
Shealy, Craig N.	1	2		\$9,400.00
Stokes, Trevor F.	1		1	
Sturm, Deborah C.	2	1	1	\$42,641.00
<b><i>Department/Program Summary</i></b>	<b>12</b>	<b>8</b>	<b>5</b>	<b>\$101,371.00</b>
<i>Health Professions</i>				
Armstrong, Kirk J.	1		1	
Weniger, Gerald R.	3	2	1	\$212,283.00
<b><i>Department/Program Summary</i></b>	<b>4</b>	<b>2</b>	<b>2</b>	<b>\$212,283.00</b>

<b><i>Institute for Innovation in Health and Human Services</i></b>				
Akerson, Emily K.	1	1		\$178.12
Bartley, Jolynne	18	16	9	\$1,079,302.00
Estep, Timothy F.	2	1	2	\$147,281.00
Hartzler-Weakley, Kimberlee	13	12	7	\$2,953,616.97
Henderson, Cheryl L.	2	2		\$26,545.00
Moreno, Carmen	3	4	1	\$269,666.00
Plitt Donaldson, Linda	1		1	
Zingraff, Rhonda M.		1		\$6,230.00
<b><i>Department/Program Summary</i></b>	<b>40</b>	<b>37</b>	<b>20</b>	<b>\$4,482,819.09</b>
<b><i>Kinesiology</i></b>				
Moran, Thomas E.	3		3	
Saunders, Michael J.		1		\$36,505.00
Williams, Jacqueline A.	2	2		\$35,000.00
<b><i>Department/Program Summary</i></b>	<b>5</b>	<b>3</b>	<b>3</b>	<b>\$71,505.00</b>
<b><i>Nursing</i></b>				
Argenbright, Christine A.	1		1	
Herron, Elizabeth K.	1		1	
Knopp, Andrea	1		1	
Lam, Christina K.	1		1	
Sawin, Erika M.	1	1	1	\$640,363.00
<b><i>Department/Program Summary</i></b>	<b>5</b>	<b>1</b>	<b>5</b>	<b>\$640,363.00</b>
<b><i>Psychology</i></b>				
Barron, Kenneth E.	3	1	2	\$13,281.00
Jakobsen, Krisztina V.	1	1		\$1,000.00
Kerr, Natalie A.	1	1		\$5,000.00
<b><i>Department/Program Summary</i></b>	<b>5</b>	<b>3</b>	<b>2</b>	<b>\$19,281.00</b>

	<i>Submitted</i>	<i>Awarded</i>	<i>Pending</i>	<i>Awarded Amount</i>
<b><i>Social Work</i></b>				
McGuire, Lisa E	1		1	
Trull, Laura H.	1	1		\$10,000.00
<b><i>Department/Program Summary</i></b>	2	1	1	\$10,000.00
<b><i>Training/Technical Assistance Center</i></b>				
Henderson, Cheryl L.	3	3		\$2,534,117.00
<b><i>Department/Program Summary</i></b>	3	3		\$2,534,117.00
<b><i>College/Division Summary</i></b>	86	66	41	\$8,332,148.09

## College of Integrated Science and Engineering

<i>College of Integrated Science and Engineering</i>				
Kolvoord, Robert A.	1	1		\$29,678.00
<b>Department/Program Summary</b>	1	1		\$29,678.00
<i>Computer Science</i>				
Heydari, M. Hossain	3	1	2	\$12,015.00
Kirkpatrick, Michael S.	1	1		\$6,200.00
Wang, Xunhua S.	1		1	
Weikle, Dee A.	1	1		\$10,000.00
<b>Department/Program Summary</b>	6	3	3	\$28,215.00
<i>Engineering</i>				
Henriques, Justin J.	2		2	
Paterson, Kurt G.	3	3		\$196,000.00
<b>Department/Program Summary</b>	5	3	2	\$196,000.00
<i>School of Integrated Sciences</i>				
Conley, Shannon N.	1		1	
El-Tawab, Samy S.	1		1	
MacDonald, Roderick H.	1	1		\$57,000.00
McKown, Robert L.	1	1		\$65,442.00
Miles, Jonathan J.	7	6	1	\$164,350.00
Nash, Carole L.		1		\$25,000.00
Pangle, Remy M.	2	2		\$35,000.00
Salman, Ahmad	1		1	
Stockwell, Stephanie B.	1		1	
Wei, Xuebin	1		1	
Zhang, Hao X.	1		1	
<b>Department/Program Summary</b>	17	11	7	\$346,792.00

	<i>Submitted</i>	<i>Awarded</i>	<i>Pending</i>	<i>Awarded Amount</i>
<b>College/Division Summary</b>	29	18	12	\$600,685.00

**College of Science and Mathematics**

<i>Biology</i>				
Bloss, Timothy A.	1	2		\$1,010,000.00
Brown, Justin W.	1		1	
Cleland, Corey L.	1	1		\$335.00
Daniel, Janet C.	1	1		\$750.00
Enke, Raymond A.		2		\$504,102.00
May, Christine L.	1		1	
McLeod, David	1	1		\$500.00
Monroe, Jonathan D.	2	1	1	\$700.00
Parker, M. Rockwell	1	2		\$81,293.50
Steffen, Morgan M.		1		\$399,313.00
Vidal, George	1		1	
Walker, Marquis			1	
Wunderlich, Roshna E.	5	1	4	\$4,100.00
<b><i>Department/Program Summary</i></b>	<b>15</b>	<b>12</b>	<b>9</b>	<b>\$2,001,093.50</b>

	<i>Submitted</i>	<i>Awarded</i>	<i>Pending</i>	<i>Awarded Amount</i>
<b><i>Chemistry &amp; Biochemistry</i></b>				
Baber, Ashleigh E.	1		1	
Berndsen, Christopher E.	1		1	
Boardman, Brycelyn M.	1		1	
DeVore, Tom C.	1	1		\$12,000.00
Downey, Daniel M.		1		\$15,500.00
Kokhan, Oleksandr	1		1	
MacDonald, Gina M.	1		1	
Raston, Paul L.	2	1	1	\$100,000.00
Watkins, Linette M	1	1		\$20,000.00
Wright, Nathan T.	1	2		\$60,750.00
Zhang, Yanjie	1	1	1	\$70,000.00
<b><i>Department/Program Summary</i></b>	11	7	7	\$278,250.00
<b><i>College of Science and Mathematics</i></b>				
Carothers, David C.		1		\$1,028,367.00
Davis, Marcus C.		1		\$316,367.00
<b><i>Department/Program Summary</i></b>		2		\$1,344,734.00
<b><i>Geology and Environmental Science</i></b>				
Admassu, Yonathan		1		\$56,106.35
Garcia, Angel A.	1		1	
Leslie, Stephen A.	1		1	
McGary, Shane	1		1	
Whitmeyer, Shelley J.	1	1		\$15,000.00
<b><i>Department/Program Summary</i></b>	4	2	3	\$71,106.35



	<i>Submitted</i>	<i>Awarded</i>	<i>Pending</i>	<i>Awarded Amount</i>
<b><i>Mathematics and Statistics</i></b>				
Arnold, Elizabeth G.	1	1		\$84,542.00
Oh, Minah	1		1	
Rosenhouse, Jason D.	1	1		\$93,000.00
Sochacki, James S.	2	1	1	\$70,717.00
Tongen, Anthony L.	1	1		\$76,722.00
<b><i>Department/Program Summary</i></b>	<b>6</b>	<b>4</b>	<b>2</b>	<b>\$324,981.00</b>
<b><i>Physics &amp; Astronomy</i></b>				
Banu, L. Adriana	1		1	
Butner, Harold M.	1		1	
Constantin, Anca		1		\$190,256.00
Constantin, Costel	1		1	
Feitosa, Klebert B.	1		1	
Fukumura, Keigo	4	1	3	\$20,611.00
Letchworth Weaver, Kendra	1		1	
Melnikov, Ilarion	1		1	
Niculescu, Gabriel	1		1	
Niculescu, M. Ioana	2	1	1	\$110,000.00
<b><i>Department/Program Summary</i></b>	<b>13</b>	<b>3</b>	<b>11</b>	<b>\$320,867.00</b>
<b><i>College/Division Summary</i></b>	<b>49</b>	<b>30</b>	<b>32</b>	<b>\$4,341,031.85</b>

**College of Visual and Performing Arts**

<i>Forbes Center for the Performing Arts</i>				
Byrne, Regan M.	1		1	
<hr/>				
<b><i>Department/Program Summary</i></b>	1		1	
<i>Madison Art Collection</i>				
Stevens, Wren R.	1		1	
<hr/>				
<b><i>Department/Program Summary</i></b>	1		1	
<i>School of Music</i>				
Peterson, John R.	1	1		\$3,500.00
<hr/>				
<b><i>Department/Program Summary</i></b>	1	1		\$3,500.00
<i>School of Theater and Dance</i>				
Graciani, Ruben G.		1		\$4,250.00
Streeter, Joshua R.	1		1	
<hr/>				
<b><i>Department/Program Summary</i></b>	1	1	1	\$4,250.00
<b><i>College/Division Summary</i></b>	4	2	3	\$7,750.00

**Libraries and Educational Technologies**

---

<i>Libraries &amp; Educational Technologies</i>			
Liu, Christie	1	1	\$16,145.00
Shorish, Yasmeen L.		1	\$89,333.00
<b><i>Department/Program Summary</i></b>	1	2	\$105,478.00
<b><i>College/Division Summary</i></b>	1	2	\$105,478.00

**Office of the President**

<i>Office of the President</i>			
Davis, Michael K.	2	2	
<i>Department/Program Summary</i>	2	2	
<i>College/Division Summary</i>	2	2	

**Research and Scholarship**

<i>Center for International Stabilization &amp; Recovery</i>				
Fiederlein, Suzanne L.	8	2	6	\$331,449.00
Rutherford, Kenneth R.	4	5		\$755,800.00
<hr/>				
<b><i>Department/Program Summary</i></b>	12	7	6	\$1,087,249.00
<i>Research and Scholarship</i>				
Delp, Benjamin T.	1	1		\$156,878.00
Holland, S. Keith	1	1		\$50,000.00
Morton, III, Samuel A.	1		1	
<hr/>				
<b><i>Department/Program Summary</i></b>	3	2	1	\$206,878.00
<i>Virginia Clean Cities</i>				
Harned, Alleyn S.	4	2	2	\$175,900.00
<hr/>				
<b><i>Department/Program Summary</i></b>	4	2	2	\$175,900.00
<hr/>				
<b><i>College/Division Summary</i></b>	19	11	9	\$1,470,027.00

**University Programs/University Studies**

---

<i>General Education</i>			
Mulrooney, Margaret M.	1	1	\$15,000.00
<b><i>Department/Program Summary</i></b>		1	\$15,000.00
<i>Interdisciplinary Liberal Studies</i>			
Paulson, Scott A.	1	2	\$1,700.00
Schmitt-Harsh, Mikaela L.		1	\$11,233.00
<b><i>Department/Program Summary</i></b>		1	\$12,933.00
<b><i>College/Division Summary</i></b>	2	4	\$27,933.00

## **APPENDIX B**

The report reflects total awards by sponsor type.



## Office of Sponsored Programs

### Awards by Sponsor Type

Report Covers: July 01, 2018 - June 30, 2019

<i>Type of Agency</i>	<i>Award Totals</i>	<i>Number of Awards</i>
Federal	\$12,765,227.25	67
Foundation	\$724,025.33	25
Industry	\$185,412.00	5
Non-VA Government	\$20,000.00	1
Private/Non-Profit	\$3,267,768.47	55
State	\$653,947.04	15
University	\$126,490.00	7
VA City/County	\$73,483.00	11
	<b>\$17,816,353.09</b>	<b>186</b>



## **APPENDIX C**

The report reflects total awards by Department and Division.



## Office of Sponsored Programs

### Awards by Department and Division

Report Covers: July 01, 2018 - June 30, 2019

---

#### *Academic Affairs*

---

Department	Total Amount
4VA	\$3,500.00
Center for Civic Engagement	\$2,000.00
Center for Global Engagement	\$446,160.90
Furious Flower Poetry Center	\$10,000.00
Outreach and Engagement	\$494,823.41
	<hr/>
	<b>\$956,484.31</b>

---

#### *Access and Enrollment Management*

---

Department	Total Amount
Valley Scholars	\$150,000.00
	<hr/>
	<b>\$150,000.00</b>

---

#### *College of Arts and Letters*

---

Department	Total Amount
Foreign Languages, Literatures and Cultures	\$30,385.00
Political Science	\$10,500.00
Sociology and Anthropology	\$15,158.00
WMRA	\$172,714.04
	<hr/>
	<b>\$228,757.04</b>

---

#### *College of Business*

---

Department	Total Amount
Center for Economic Education	\$78,514.80
Hart School of Hospitality, Sport and Recreation Management	\$80,656.00
Institute of Certified Professional Managers	\$375,646.00
Small Business Development Center	\$120,083.00
	<hr/>
	<b>\$654,899.80</b>

---

---

### *College of Education*

---

<u>Department</u>	<u>Total Amount</u>
Dean's Office	\$53,873.00
Early, Elementary, and Reading Education	\$663,343.00
Education Programs	\$1,700.00
Educational Foundations and Exceptionalities	\$97,243.00
Learning, Technology, and Leadership Education	\$125,000.00
	<hr/>
	<b>\$941,159.00</b>

---

### *College of Health and Behavioral Studies*

---

<u>Department</u>	<u>Total Amount</u>
Communication Sciences and Disorders	\$260,409.00
Graduate Psychology	\$101,371.00
Health Professions	\$212,283.00
Institute for Innovation in Health and Human Services	\$4,482,819.09
Kinesiology	\$71,505.00
Nursing	\$640,363.00
Psychology	\$19,281.00
Social Work	\$10,000.00
Training/Technical Assistance Center	\$2,534,117.00
	<hr/>
	<b>\$8,332,148.09</b>

---

### *College of Integrated Science and Engineering*

---

<u>Department</u>	<u>Total Amount</u>
College of Integrated Science and Engineering	\$29,678.00
Computer Science	\$28,215.00
Engineering	\$196,000.00
School of Integrated Sciences	\$346,792.00
	<hr/>
	<b>\$600,685.00</b>

---

### *College of Science and Mathematics*

---

Department	Total Amount
Biology	\$2,001,093.50
Chemistry & Biochemistry	\$278,250.00
College of Science and Mathematics	\$1,344,734.00
Geology and Environmental Science	\$71,106.35
Mathematics and Statistics	\$324,981.00
Physics & Astronomy	\$320,867.00
	<hr/>
	<b>\$4,341,031.85</b>

---

### *College of Visual and Performing Arts*

---

Department	Total Amount
School of Music	\$3,500.00
School of Theater and Dance	\$4,250.00
	<hr/>
	<b>\$7,750.00</b>

---

### *Libraries and Educational Technologies*

---

Department	Total Amount
Libraries & Educational Technologies	\$105,478.00
	<hr/>
	<b>\$105,478.00</b>

---

### *Research and Scholarship*

---

Department	Total Amount
Center for International Stabilization & Recovery	\$1,087,249.00
Research and Scholarship	\$206,878.00
Virginia Clean Cities	\$175,900.00
	<hr/>
	<b>\$1,470,027.00</b>

---

### *University Programs/University Studies*

---

Department	Total Amount
General Education	\$15,000.00
Interdisciplinary Liberal Studies	\$12,933.00
	<hr/>
	<b>\$27,933.00</b>

---

---

---

**Grand Total**      **\$17,816,353.09**