


Office of Sponsored Programs



Annual Report
Fiscal Year 2018
July 1, 2017—June 30, 2018





Fiscal Year 2018 Annual Report

*Office of Sponsored Programs— James Madison University
Research & Scholarship*

I. SUMMARY OF ACTIVITY

A. Highlights

Grants, contracts, cooperative agreements and other assistance awards totaled \$17,501,295 in Fiscal Year 2018 (FY18), just over a 9% funding increase from the previous fiscal year at \$16,018,440 in FY17. Both proposals submitted and awards received decreased in number compared to the prior year, however awards received were larger on average. Funding applications submitted were 276 versus 323 in FY17 while awards received decreased from 206 FY17 to 188 in FY18. During the year, 136 individuals sought or received external funding to promote research, instruction, outreach, and other types of externally funded activities on campus. Requests to funding agencies were valued at \$42,648,534. Over the last five years, JMU has received \$86,433,510 in external funding.

JMU faculty, students, and staff submitted an amazing array of funding applications, many interdisciplinary in focus or involving collaborations with outside organizations. Again, our investigators achieved an impressive 68% funding success rate. This high metric is reflective of many projects that are multi-year renewed funding from stable resources. The following charts reflect the volume of proposals and awards during the previous five-year period and funding trends over 10 years.

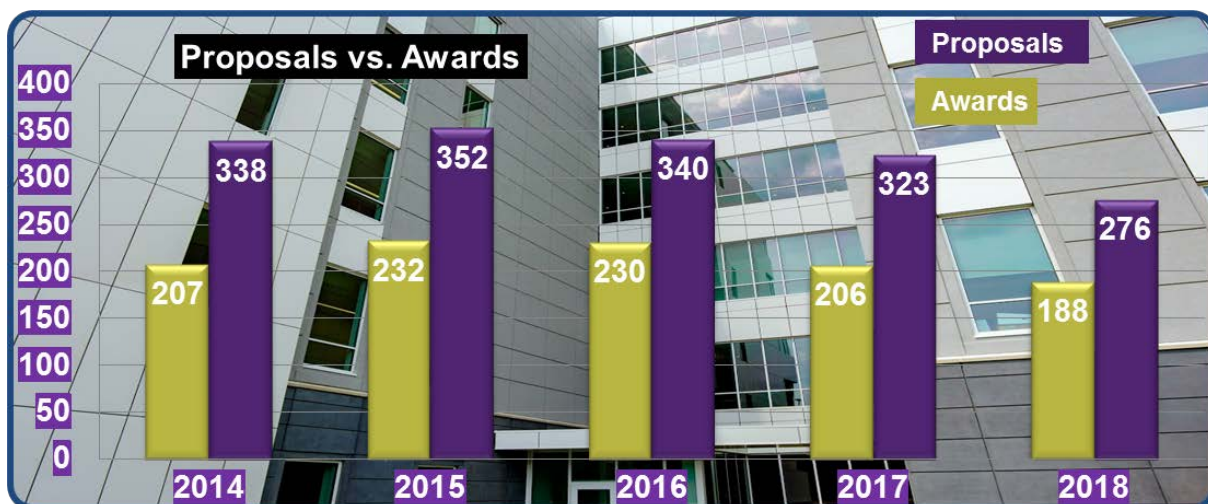


Figure 1. 5-year proposal and award volume

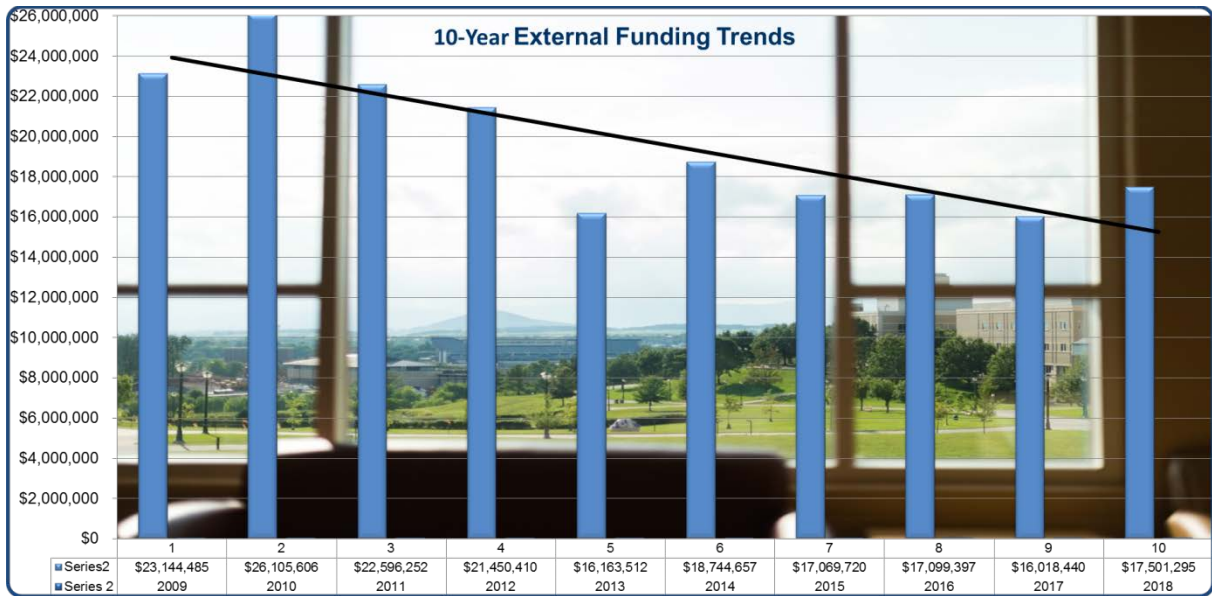


Figure 2. 10-year funding history

B. Funding Agencies

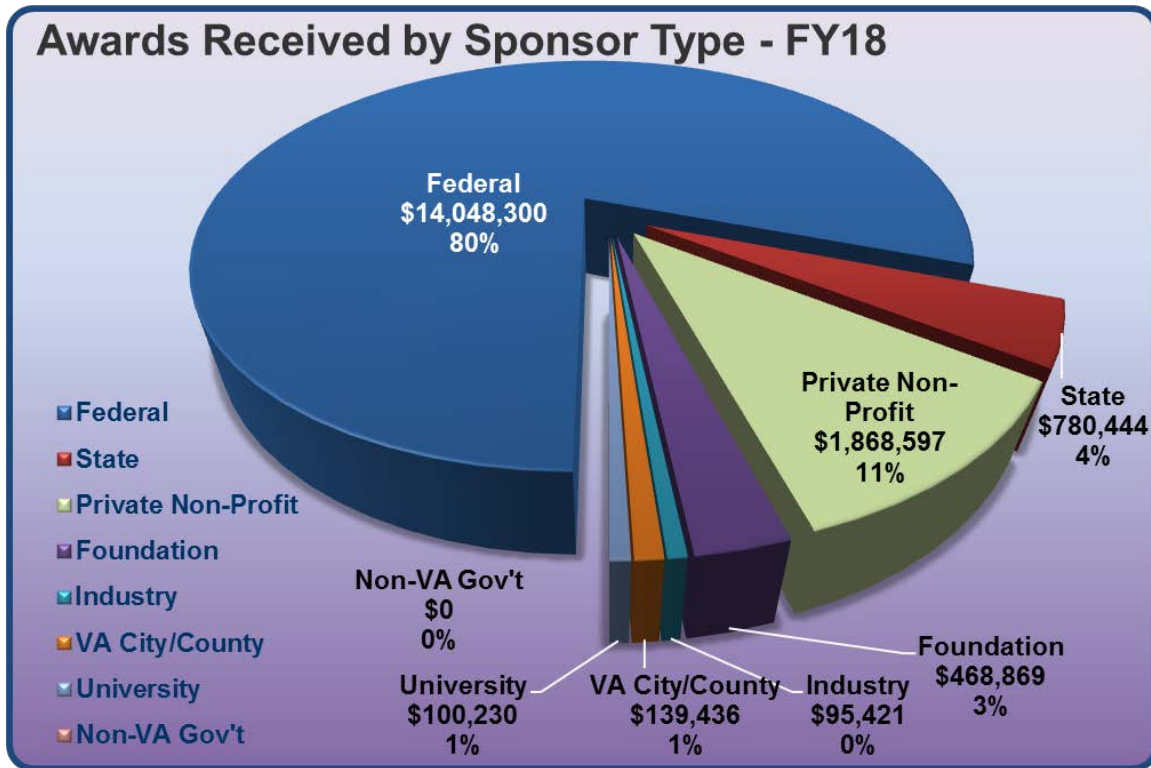


Figure 3. Awards by Sponsor Sector

Figure 3 illustrates funding received by sponsor type in FY18 to support research, instruction, public service & outreach, instruction and many other activities at JMU. Of the 188 awards received in FY18, the majority in both number and total award amount came from the federal government either as direct assistance or as flow-through to the University from Virginia state agencies and other universities. Increasing from last year, combined federal and state funds represented 85% compared to 73% in FY17 of the overall total awards at \$14,828,744, signaling ever increasing reliance on federal and federal pass through funding.

I. Federal

JMU received 81 awards from the federal government totaling \$14,048,300. This comprised 80% of the total amount received in FY18, or a 20% increase in federal funding from FY17. This year the Public Health Service was the primary sponsor of funded projects in terms of total dollars at \$4,298,337, supporting 18 awards. This represents a 4% increase over FY17 and is 30% of total federal funding received.



The US Department of Education was the second largest funder with 13 projects valued at \$3,220,327, or 23% of all federal funding. This is primarily sustaining support of existing programming rather than new funding and is a decrease in total dollars (-10%) from FY17 at \$3,562,978.

The National Science Foundation was the third largest sponsor this year. NSF funded \$2,374,662 for 12 projects this year versus 10 projects last year. This represents a healthy 85% increase in total funding from NSF over FY17 levels, reversing the sponsor's trend to fund smaller awards with reduced budgets in recent years.

The US Department of State was the fourth largest sponsor this year funding five projects at a value of \$1,378,005 compared to \$1,595,216 in FY17, a 14% decrease from last year's levels.

Department of Defense agencies funded six projects for a total value of \$685,329.

The US Department of Energy funded eight awards totaling \$572,839 for a 67% increase in total support over the prior year.

Other sources of federal funding supported 11 additional awards. Among the funders were the US Small Business Administration, The US Geological Survey, National Park Service, NASA, National Endowment for the Humanities, and the Office of Naval Research for a combined total of \$538,641 or 4% of federal funding.

II. State



In FY18, Commonwealth of Virginia agencies decreased funding by 18% continuing this trend from the prior year. The State funded 12 projects worth \$780,444 compared to levels three years ago of \$1,237,399 in FY15. Most funding coming in through state agencies comes to the University in the form of pass-through awards from federal sources. These totals are captured under the federal totals since the federal government is the ultimate source of the funding. The Virginia Department of

Education and the Virginia Department of Health continue to comprise the largest percentage of total state contributions towards externally funded projects at the university, providing continued support to operational areas like the Training and Technical Assistance Center (TTAC) and the Shenandoah Valley Child Development Clinic (CDC). Other ongoing projects were also funded by the Virginia Department of Social Services and the Department of Mines, Minerals and Energy.



III. Private/Non-Profit

Private/Non-Profit agencies provided 49 awards compared to 51 awards in FY17 totaling \$1,868,597, level with the prior year. This represents 11% of total funding. This support comes from a variety of sources like the National Association of Geoscience Teachers, the Rockwell Collins Charitable Corporation, the American Auditory Society, and the Burroughs Wellcome Fund.




Figure 4. Private/Non- Profit Funding

IV. Foundations

Foundation philanthropy decreased this year to \$468,869 compared to \$759,920 in FY17. This year, the University received awards from a diverse range of foundations, including the Learning by Giving Foundation, The Claude Moore Charitable Foundation, Carnegie Foundation for the Advancement of Teaching, Virginia Foundation for the Humanities, AEG Foundation, Clermont Foundation, Dominion Foundation and American Evolution which supports internal work to develop an expanded contemporary Context for James Madison’s legacy.

FISCAL YEAR	FOUNDATION AWARDS
2014	19
2015	25
2016	23
2017	25
2018	23

Table 1. Foundation 5-year Funding




Figure 5. Foundation Support

V. Industry



Awards from Industry sponsors decreased again this year for the fourth year in a row. Funding received supported three projects vs 11 in FY17. Funding from industry represents less than 1% of total funding received. Though funding from the Industry sector is minimal, commercialization activity is a significant area to explore to diversify JMU's funding portfolio. This year JMU received a highly competitive Phase I Small Business Technology Transfer (STTR) award with business partner Triton Systems, Inc.

Figure 6. Industry Funding

VI. Other

University and Virginia City/County sponsors contributed a total of \$239,666 of the total funding received during FY18. Though a small percentage of the total award dollars (1%), these projects represent 20 collaboration opportunities and afford many students hands-on experiences. Educational partners include Purdue University, Penn State, UCLA and Wake Forest among others.

C. External Funding Activity by College or University Division

The awards obtained by JMU faculty and staff range in activity type, including research, public service/outreach, continuing education, instruction and equipment acquisition. Last year grant seekers fielded an enormous variety of funding proposals requesting a total of \$42,648,534 to support their research and scholarly pursuits.

College or Division	Total Submissions	Total Awards	Total Award Value	% of Total
College of Arts & Letters	10	8	\$232,305	1.33%
College of Business	24	19	\$1,578,885	9.02%
College of Education	9	12	\$698,422	3.99%
College of Health & Behavioral Studies	76	66	\$8,253,499	47.16%
College of Integrated Science & Engineering	31	24	\$1,320,255	7.54%
College of Science & Mathematics	73	29	\$2,527,881	14.44%
College of Visual & Performing Arts	4	4	\$31,820	.18%
Academic Affairs	12	9	\$965,941	5.52%
Research & Scholarship	19	12	\$1,724,330	9.85%
Other: includes Administration & Finance, Access & Enrollment Management, and University Studies	18	5	\$167,958	.96%
TOTALS:	276	188	\$17,501,295	100%

Table 2. Funding Statistics by College & Division

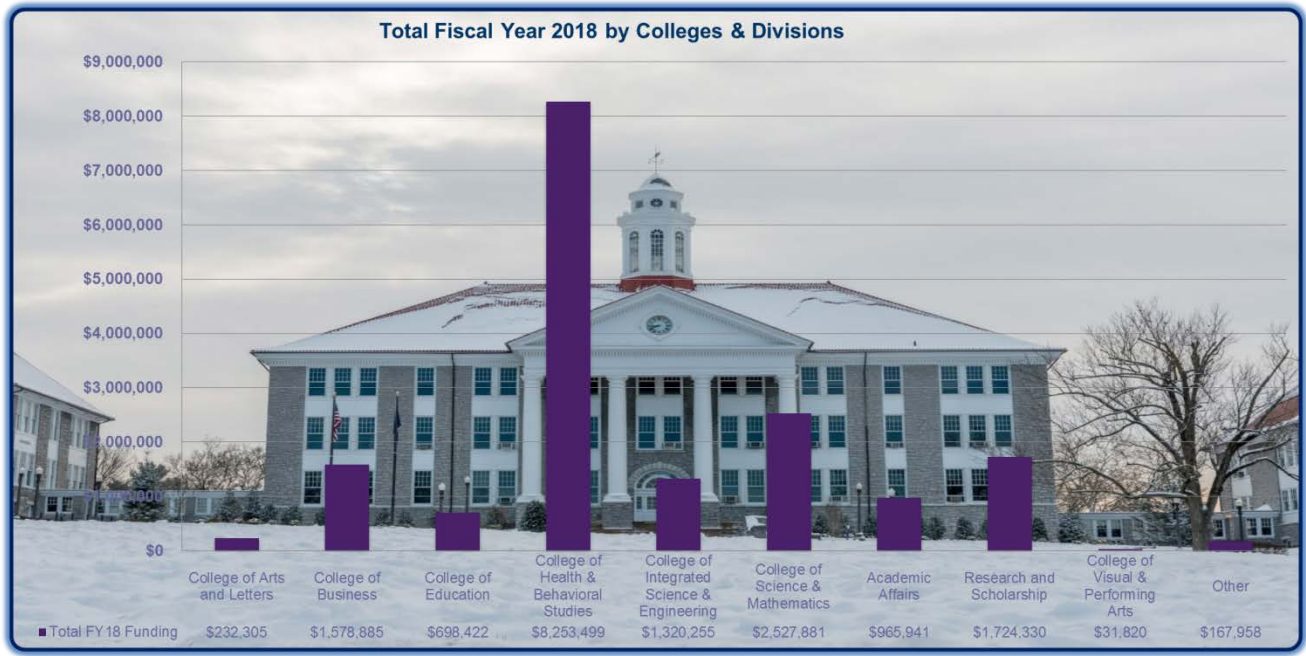


Figure 7. College and Division Funding

D. Awards by Activity Type

Funding received is categorized by predominate activity type. Again, this year **Public Service & Outreach** represents the most robust area of funding with 66 awards. **Research** activity is reflected in 49 funded projects. **Instruction** represents 22 projects, in increase from 16 the prior year. **Other** types of activity represent 44 projects. **Continuing Education** comprises six projects and **Equipment**, one project.

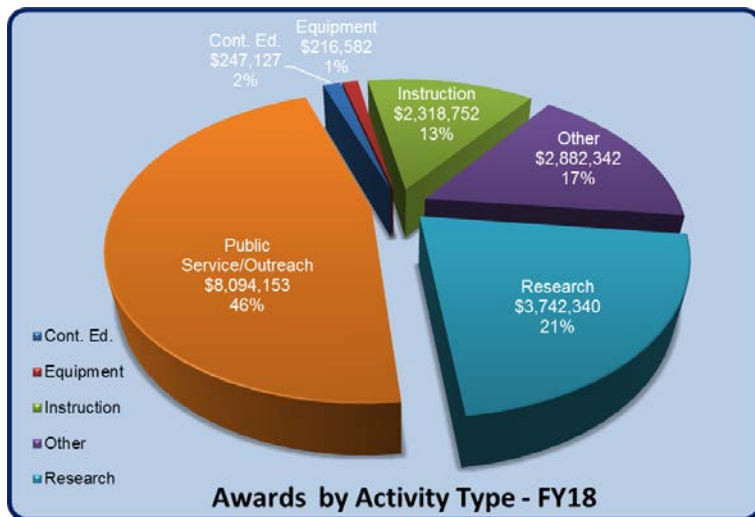


Figure 8. Awards by Activity Type

E. Faculty Assistance/Metrics

While the primary focus of OSP activity is meeting and working directly with faculty and preparing budgets and funding applications to sponsors, a significant amount of time goes to receiving and negotiating funding instruments from sponsors and other organizations and preparing subaward agreements to other entities. Staff also spends time monitoring subrecipients and preparing budget revisions and no-cost extension requests for sponsor approvals at the post-award stage. Compliance activities, project closeout and report monitoring also comprises a portion of project management time. Additionally, a variety of miscellaneous agreements flow through the office for review and negotiation on behalf of faculty members and the University. These are often agreements to facilitate proposed or funded projects such as Material Transfer Agreements, Data Use Agreements, Non-Disclosure Agreements, Teaming Agreements, Memorandums of Agreement and Entity Agreements.

OSP maintains close ties to the following operational units in order to facilitate efficient and timely handling of proposals, awards and post-award management activities: Sponsored Programs Accounting, Office of Research Integrity, Corporate and Foundation Relations, Legal Services, Technology Innovation and Economic Development, Procurement Services, JMU Foundation, Cash & Investments, Financial Reporting, Risk Management, Libraries and The Graduate School.

The chart below captures staff activity during FY18 by transaction type.

TYPE OF ACTIVITY	COUNT
Contact Hours with Faculty (Meetings)	75.50
Training Delivered (hours)	7.75
Incoming/Outgoing Support Agreements	103
No-Cost Extension Requests	34
Budget Revisions	32
Technical Reports/Close-Out Activity	171
Special Report Requests/Management Reports	24
PI Assurances & Certifications	119
Requests for Legal Counsel Review/Negotiations	20
Cost Share/Matching Requests	5
Indirect Cost Waiver or Reduction Requests	4
Targeted Funding Opportunities to Individuals	90
Side by Side Congruency Reviews with ORI	14



F. Unit Initiatives & Successes



In addition to daily processing and faculty and staff interactions which directly support funding applications, much effort is focused on building collaborations, goodwill and relationships within the grant-seeking community and with other operational areas across campus. Following are highlights of activities this past year which were designed to increase a diversified funding portfolio, celebrate and recognize external funding activity and introduce efficiencies in central support operations.

Electronic Research Administration (ERA) Software Implementation Readiness

To prepare for the adoption of university's first-ever ERA system, the Interim Director and Grants Specialist provided core support to the completion of comprehensive process mapping for the units of Research Integrity and Sponsored Programs. This mapping project which initially started in February

2016 for the Office of Sponsored Programs was revisited with the kickoff of the ERA implementation process and formally documented with the assistance of the IT Team through the summer and fall of 2017 and concluded in January 2018. Once the process maps were completed the Interim Director and Grants Specialist contributed to the ERA User Acceptance Testing with Research Integrity personnel to document requirements for the Phase I implementation of the compliance modules in the eProtocol system. Contributions to that process continued from fall 2017 through early 2018. Testing of the eGrants portion of the software began in March 2018 when the entire OSP Team began working with the It Team to define needs and document requirements for grants management functionality within the ERA system. Over 120 hours of sessions with the IT facilitators have been invested throughout this process and countless hours of additional user testing occurred within the unit over the course of this reporting cycle. This testing and documentation process has been a significant focus for the entire unit as we pave the way for implementation.

Electronic Records Initiative

Started in February of 2017, as a prelude to the electronic research administration (ERA) system implementation OSP has completely converted to electronic record keeping practices, thus standardizing files in total compliance with record retention policies of the university and all sponsors. This has been a significant operational improvement, saving time, paper resources and money. This change in less than one year has allowed complete standardization, utmost compliance with record retention and archiving tasks and cost savings. Conversion to all electronic record keeping practices, spearheaded by a junior staff member, was accomplished with a no-cost tool available to all JMU employees. Savings for paper purchases and associated file and toner printer supplies have exceeded \$1,300. Paper usage has been reduced 141% in keeping with the University's greening movement.

Collaboration with Talent Development: Change Leadership and Management Training

The Interim Director attended a relevant workshop training in Sept 2017 and later arranged for a half-day workshop for two R&S units facilitated by the Director of Talent Development, Jennifer Campfield. *Leading Others Through Change* Retreat for the Office of Sponsored Programs and Office of Research Integrity occurred on May 24, 2018. In anticipation of the roll-out of the first phase of the ERA software implementation in summer 2018, the course contents prepared the work groups for the realities of dealing with change and the attendant resistance associated with it as well as provided approaches to harness the assistance of critics to manage change successfully.

Collaboration with Procurement Services

In anticipation of new federal regulation related to procurement activities on federal grants, the OSP and Sponsored Programs Accounting have worked closely with the Director of Procurement at JMU to ensure that there is a plan in place for implementation of the changes effective July 1, 2018 when the grace period for compliance with the Uniform Guidance Procurement regulations go into effect for our institution. Meetings and frequent correspondence over the last year have been beneficial to discuss the impact across the federal grant portfolio and to determine best practices when notifying researchers of their obligations related to procured goods and services on their federal grants. This has been a deepened connection to Procurement and we anticipate a smooth roll out of new competition requirements.

Another initiative with Procurement has developed in the last year. In order to better serve the grant-seeking community, OSP and Procurement have partnered to release a Request for Proposals to solicit contractors for Grant Evaluation Services, RFP # MLO-944. The goal is to identify a variety of program evaluators and assessors that are pre-vetted and available to work on funded projects immediately upon award. This initiative developed because it can be a lengthy process to identify viable contractors and fulfill the requirements of necessary competition standards at the time of award. By developing a pool of consultants and organizations pre-qualified to provide these services the University can take a proactive approach to fast-tracking these activities, thus lessening the

burden on researchers who must make timely progress on their projects. At this time the RFP has been released and an RFP review committee has been identified.

Collaboration with School of Writing, Rhetoric and Technical Communication (WRTC)

In response to an identified need for editorial services on funding proposals, OSP connected graduate students from the School of Writing, Rhetoric and Technical Communication (WRTC) with a team of junior faculty members to offer a layperson's perspective as well as grammatical and readability expertise on a proposal under development. This assistance was particularly well received by the writing team and the proposal was submitted to the US Department of Education. The arrangement is mutually beneficial to the grant seekers and the students and assisted the students to build their writing and editorial portfolios. In fact the WRTC Director has voiced a desire to reinvigorate a grant-writing component into the curriculum based on this pilot's success. This would allow OSP to establish another important collaboration and add value to the grant seeking community.

Second Annual Office of Sponsored Programs Recognition Reception

September of 2017 marked the second iteration of the OSP annual Recognition Reception to honor all individuals who either applied for or received external funding in fiscal year 2017. OSP worked with department heads and deans to solicit award nominations. This year we also formed an interdisciplinary Selection Committee who ranked and scored all nominations and recommended the recipients for the Outstanding Faculty Award and the Lifetime Achievement Award. Also for the first time this year we worked with the JMU X-LAB and used sustainably sourced wood plaques for the main group of Outstanding Faculty Awards. This was particularly well received. To view the complete award list please click [here](#).

Grants Resource Center Roadshow

Access and information about the GRC as a resource was provided during grantsmanship training sessions offered through Human Resources and during one on one meetings. The OSP also advertised the availability of a GRC Roadshow through our office newsletter to visit departmental meetings. The Institute for Innovation in Health & Human Services has expressed interest in having the GRC Road Show provide training to 20 employees in a computer lab format during late summer 2018. The unit continues to look for additional openings to take the GRC Road Show to departmental or college meetings during the coming 2018-2019 academic year.



Collaboration with Corporate and Foundation Relations (CFR)



OSP has established an enormously successful collaboration with the CFR Director, Debbie Perrone, and her operation. Monthly meetings between the Directors yield a crosspollination of valuable information about researchers' interests and activities and allow for close coordination of submissions of letters of intent and funding applications to private sponsors. During the past fiscal year several significant applications were crafted with writing expertise from CFR and budget development input from OSP. Over this past year OSP and CFR have developed a very close and cohesive support methodology and refined procedures for working with faculty to meet all aspects of their needs when seeking private funding. The units have also been working very closely to coordinate matching resources in support of a strategic state-funded project which must leverage private resources for commercialization and economic development impact.

Research and Scholarship Faculty Development Day, Feb 2018: "Laying the Groundwork"

At the request of Research & Scholarship leadership OSP led the comprehensive planning work associated with developing a program for an inaugural Research & Scholarship branded Faculty Development Day originally planned to be held on February 6, 2018 in the Festival Center. The event was conceived as a one-stop resource where faculty and staff could gather to have questions

answered and receive comprehensive information from a diverse range of units from the OSP, to Sponsored Programs Accounting, Office of Research Integrity, Technology Innovation, Procurement, Corporate and Foundation Relations, Libraries and Technologies, and Public Affairs. Speaking proposals were solicited and commitments confirmed from the various units within Research & Scholarship and the other stakeholders with grant-related expertise. In light of the significant focus on the ERA implementation within the Research & Scholarship unit the event was postponed indefinitely. OSP believes an event of this kind has merit to achieve the larger unit's goal of reaching more grant seekers and increasing sponsored funding activity university-wide.



APPENDIX A

The report reflects total awarded dollars by division, college, and department.



Office of Sponsored Programs

Activity Report

Report Covers: July 01, 2017 - June 30, 2018

**Number of Proposals
Awarded**
188

**Number of Proposals
Received**
276

Awarded Amount
\$17,501,295.37

Breakdown by Division or College

Academic Affairs	\$595,450.10
Access and Enrollment Management	\$135,000.00
College of Arts and Letters	\$232,305.04
College of Business	\$1,578,884.82
College of Education	\$698,421.80
College of Health and Behavioral Studies	\$8,253,498.93
College of Integrated Science and Engineering	\$1,320,255.06
College of Science and Mathematics	\$2,527,880.82
College of Visual and Performing Arts	\$31,820.00
Libraries and Educational Technologies	\$8,958.00
Office of the President	\$20,000.00
Outreach and Engagement	\$370,491.00
Research and Scholarship	\$1,724,329.80
University Programs/University Studies	\$4,000.00
Total	\$17,501,295.37

Academic Affairs

<i>Academic Development</i>				
Amato, Herbert K.	1	1		\$2,500.00
<hr/>				
<i>Department/Program Summary</i>	1	1		\$2,500.00
<i>Center for Global Engagement</i>				
Blough, Delores A.	1		1	
Coffman, Jennifer E.	3	3	1	\$459,010.24
Good, Jason L.	1		1	
Hart, Vesna	1	1		\$40,000.00
<hr/>				
<i>Department/Program Summary</i>	6	4	3	\$499,010.24
<i>Furious Flower Poetry Center</i>				
Alleyne, Lauren K.	1	1		\$2,000.00
<hr/>				
<i>Department/Program Summary</i>	1	1		\$2,000.00
<i>Outreach and Engagement</i>				
Lubin, Melissa M.	2	2	1	\$91,939.86
<hr/>				
<i>Department/Program Summary</i>	2	2	1	\$91,939.86
<hr/>				
<i>College/Division Summary</i>	10	8	4	\$595,450.10

Access and Enrollment Management

<i>Valley Scholars</i>				
Mooney, M. Shaun	1	1	1	\$135,000.00
Department/Program Summary	1	1	1	\$135,000.00
College/Division Summary	1	1	1	\$135,000.00

Center for STEM Education and Outreach

<i>Center for STEM Education and Outreach</i>			
Cresawn, Kerry O.	1	1	
<i>Department/Program Summary</i>	1	1	
<i>College/Division Summary</i>	1	1	

College of Arts and Letters

<i>English</i>				
Hefner, Brooks E.		1		\$50,904.00
Department/Program Summary		1		\$50,904.00
<i>Foreign Languages, Literatures and Cultures</i>				
Mason, Marianne		1	1	
Department/Program Summary		1	1	
<i>History</i>				
Gubser, Michael D.		1	1	\$3,000.00
Department/Program Summary		1	1	\$3,000.00
<i>Political Science</i>				
Peaslee, Liliokanaio X.		1		1
Department/Program Summary		1		1
<i>School of Communication Studies</i>				
Kim, Yeonsoo		1	1	\$2,000.00
Department/Program Summary		1	1	\$2,000.00
<i>Sociology and Anthropology</i>				
Blanton, Dennis B.		2	2	\$8,055.00
Porter, Lisa L.		1	1	\$1,500.00
Department/Program Summary		3	3	\$9,555.00
<i>WMRA</i>				
McCoy, Meghann N.		2	2	\$166,846.04
Department/Program Summary		2	2	\$166,846.04
College/Division Summary		9	8	2
				\$232,305.04

College of Business

<i>Center for Economic Education</i>				
Wood, William C.	1	1	1	\$69,459.00
<i>Department/Program Summary</i>	1	1	1	\$69,459.00
<i>Computer Information Systems & Business Analytics</i>				
Mitri, Michel	1		1	
Vaziri, Baback		1		\$38,296.00
<i>Department/Program Summary</i>	1	1	1	\$38,296.00
<i>Hart School of Hospitality, Sport and Recreation Management</i>				
Carr, Julia W.	6	3	3	\$25,233.00
Pate, Joshua	1		1	
<i>Department/Program Summary</i>	7	3	4	\$25,233.00
<i>Institute of Certified Professional Managers</i>				
Foreman, Kimberley A.	2	2	1	\$513,925.82
<i>Department/Program Summary</i>	2	2	1	\$513,925.82
<i>School of Strategic Leadership Studies</i>				
Sloan, Margaret F.		1		\$7,500.00
<i>Department/Program Summary</i>		1		\$7,500.00
<i>Small Business Development Center</i>				
Krech, Joyce H.	10	11		\$924,471.00
<i>Department/Program Summary</i>	10	11		\$924,471.00
<i>College/Division Summary</i>	21	19	7	\$1,578,884.82

College of Education

4-VA				
Swayne, Nick D.	3	3		\$33,470.00
Department/Program Summary		3	3	\$33,470.00
College of Education				
Barbour, Nancy E.		1		\$185,000.00
Swayne, Nick D.	1	1		\$15,000.00
Department/Program Summary		1	2	\$200,000.00
Early, Elementary, and Reading Education				
Kennedy, Patricia A.	2		2	
Lupo, Sarah M.	1		1	
Department/Program Summary		3	3	
Education Programs				
Purcell, Steven L.	2	2		\$335,495.00
Department/Program Summary		2	2	\$335,495.00
Educational Foundations and Exceptionalities				
Bethune, Keri S.	3	3	2	\$91,154.80
Bronaugh, Dannette A.	1	1		\$37,112.00
Schick, Lisa C.	1	1		\$1,190.00
Department/Program Summary		5	5	\$129,456.80
College/Division Summary		14	12	\$698,421.80

College of Health and Behavioral Studies

<i>Communication Sciences and Disorders</i>				
Clinard, Christopher G.	1		1	
Dudding, Carol C.	1		1	
Lee, Jaime B.		1		\$34,294.00
O'Donoghue, Cynthia R.	2	3		\$81,800.00
Pavelko, Stacey L.	1	1		\$7,016.00
Piker, Erin G.	1	1		\$5,000.00
Timler, Geralyn R.	1		1	
Department/Program Summary	7	6	3	\$128,110.00
<i>Graduate Psychology</i>				
Anderson, Robin D.	2	1	1	\$20,305.00
Brewster, Jo Anne	1	2		\$6,600.00
Shealy, Craig N.	1		1	
Stewart, Anne L	1		1	
Stokes, Trevor F.	2	2		\$83,000.00
Sturm, Deborah C.		1		\$44,363.00
Department/Program Summary	7	6	3	\$154,268.00
<i>Health Professions</i>				
Wang, David M.		1		\$21,656.00
Weniger, Gerald R.		2		\$194,813.00
Department/Program Summary		3		\$216,469.00
<i>Health Sciences</i>				
Blackstone, Sarah R.	1		1	
Cangin, Causenge C.	1		1	
Department/Program Summary	2		2	

	<i>Submitted</i>	<i>Awarded</i>	<i>Pending</i>	<i>Awarded Amount</i>
<i>Institute for Innovation in Health and Human Services</i>				
Akerson, Emily K.	13	11	5	\$281,634.29
Hartzler-Weakley, Kimberlee	13	15	7	\$2,926,332.27
Henderson, Cheryl L.	1	1		\$7,801.00
Maurice, Michael A.	11	10	6	\$1,705,555.86
Zingraff, Rhonda M.	2	2	1	\$7,748.00
<i>Department/Program Summary</i>	40	39	19	\$4,929,071.42
<i>Kinesiology</i>				
Moran, Thomas E.	1	1		\$182,591.00
Saunders, Michael J.	1		1	
Williams, Jacqueline A.	1	1		\$25,000.00
<i>Department/Program Summary</i>	3	2	1	\$207,591.00
<i>Nursing</i>				
Herron, Elizabeth K.	2	1	1	\$5,000.00
Sawin, Erika M.	1		1	
<i>Department/Program Summary</i>	3	1	2	\$5,000.00
<i>Psychology</i>				
Barron, Kenneth E.	2	2		\$51,237.00
Dyche, Jeffrey S.		1		\$16,546.00
<i>Department/Program Summary</i>	2	3		\$67,783.00
<i>Social Work</i>				
Trull, Laura H.	2	1	1	\$10,000.00
<i>Department/Program Summary</i>	2	1	1	\$10,000.00
<i>Training/Technical Assistance Center</i>				
Zingraff, Rhonda M.	4	5	1	\$2,535,206.51
<i>Department/Program Summary</i>	4	5	1	\$2,535,206.51
<i>College/Division Summary</i>	70	66	32	\$8,253,498.93

College of Integrated Science and Engineering

<i>College of Integrated Science and Engineering</i>				
Kolvoord, Robert A.	2	2		\$216,493.00
Department/Program Summary	2	2		\$216,493.00
<i>Computer Science</i>				
Heydari, M. Hossain	3	3	1	\$224,159.20
Tjaden, Brett C.	1	1		\$16,650.00
Weikle, Dee A.	1		1	
Department/Program Summary	5	4	2	\$240,809.20
<i>Engineering</i>				
Gipson, Kyle G.	1	1		\$5,000.00
Holland, S. Keith	1	2		\$36,000.00
Nagel, Robert L.		1		\$156,263.00
Paterson, Kurt G.	1	1		\$6,000.00
Department/Program Summary	3	5		\$203,263.00
<i>Integrated Science and Technology</i>				
Brent, Robert N.	2	2		\$102,988.00
MacDonald, Roderick H.	2		2	
Miles, Jonathan J.	6	6	1	\$468,839.00
Nash, Carole L.	2	2	1	\$27,704.56
Pangle, Remy M.	2	2		\$26,800.00
Reid, Edna F.	1	1		\$33,358.30
Wej, Xuebin	1		1	
Department/Program Summary	16	13	5	\$659,689.86
College/Division Summary	26	24	7	\$1,320,255.06

College of Science and Mathematics

<i>Biology</i>				
Bloss, Timothy A.	1		1	
Enke, Raymond A.	3		3	
Griscom, Heather	1	1		\$9,013.00
Kubow, Kristopher E.	1	1	1	\$216,582.00
May, Christine L.	2	1	1	\$5,000.00
Parker, M. Rockwell	1	2	1	\$93,438.00
Renfroe, Michael H.	1	1		\$18,750.00
Steffen Wurch, Morgan M.	1	1	1	\$430,000.00
Walker, Marquis	1		1	
<hr/>				
<i>Department/Program Summary</i>	12	7	9	\$772,783.00
<i>Chemistry & Biochemistry</i>				
Baber, Ashleigh E.	1	1		\$100,000.00
Berndsen, Christopher E.	1	1		\$100,000.00
Caran, Kevin L.	1	1		\$340,000.00
DeVore, Tom C.	1	1		\$12,000.00
Downey, Daniel M.	2	1	1	\$30,000.00
Kokhan, Oleksandr	1	1		\$449,881.00
Reisner, Barbara A.		1		\$223,908.00
Wright, Nathan T.	1		1	
Zhang, Yanjie	1		1	
<hr/>				
<i>Department/Program Summary</i>	9	7	3	\$1,255,789.00

	<i>Submitted</i>	<i>Awarded</i>	<i>Pending</i>	<i>Awarded Amount</i>
<i>College of Science and Mathematics</i>				
Bauerle, Cynthia M.	1		1	
Tongen, Anthony L.	1		1	
<i>Department/Program Summary</i>	2		2	
<i>Geology and Environmental Science</i>				
Admassu, Yonathan	1	1	1	\$4,651.00
Haynes, John T.	2	2		\$24,322.82
Johnson, Elizabeth A.	1	1		\$1,298.00
St. John, Kristen E.	1	1		\$2,000.00
Whitmeyer, Steven J.	1	1		\$148,814.00
<i>Department/Program Summary</i>	6	6	1	\$181,085.82
<i>Mathematics and Statistics</i>				
Jahan, Nusrat	1	1		\$6,924.00
Oh, Minah	1		1	
Sochacki, James S.	2	2		\$59,565.00
Tongen, Anthony L.	1	1		\$76,722.00
Williams, Cassandra L.	1	1		\$5,999.00
<i>Department/Program Summary</i>	6	5	1	\$149,210.00
<i>Physics & Astronomy</i>				
Constantin, Anca	1		1	
Fukumura, Keigo	3	1	2	\$46,392.00
Niculescu, Gabriel	1	1		\$1,442.00
Niculescu, M. Ioana	1	1		\$110,000.00
Paulson, Scott A.	1		1	
Scarel, Giovanna	1		1	
Scully, Sean T.		1		\$11,179.00
<i>Department/Program Summary</i>	8	4	5	\$169,013.00

	<i>Submitted</i>	<i>Awarded</i>	<i>Pending</i>	<i>Awarded Amount</i>
College/Division Summary	43	29	21	\$2,527,880.82

College of Visual and Performing Arts

<i>Forbes Center for the Performing Arts</i>					
Byrne, Regan M.	1	2		\$6,820.00	
Department/Program Summary		1	2	\$6,820.00	
<i>School of Art, Design and Art History</i>					
Barnes, Audrey L.	1	1		\$5,000.00	
Department/Program Summary		1	1	\$5,000.00	
<i>School of Music</i>					
Stringham, David A.	1	1	1	\$20,000.00	
Department/Program Summary		1	1	\$20,000.00	
<i>School of Theater and Dance</i>					
Graciani, Ruben G.	1		1		
Department/Program Summary		1		1	
College/Division Summary		4	4	2	\$31,820.00

Libraries and Educational Technologies

4-VA				
Swayne, Nick D.		1		\$7,500.00
Department/Program Summary		1		\$7,500.00
Libraries & Educational Technologies				
Shorish, Yasmeen L.		1	1	
Department/Program Summary		1	1	
Research and Education Services				
Schubert, Carolyn F.		1		\$1,458.00
Department/Program Summary		1		\$1,458.00
College/Division Summary	1	2	1	\$8,958.00

Office of the President

<i>Office of the President</i>			
Davis, Michael K.	1	1	\$20,000.00
<i>Department/Program Summary</i>	1	1	\$20,000.00
<i>College/Division Summary</i>	1	1	\$20,000.00

Outreach and Engagement

<i>Outreach and Engagement</i>				
Lubin, Melissa M.	1	1	1	\$370,491.00
<i>Department/Program Summary</i>	1	1	1	\$370,491.00
<i>College/Division Summary</i>	1	1	1	\$370,491.00

Research and Scholarship

<i>Center for International Stabilization & Recovery</i>				
Fiederlein, Suzanne L.	5	2	3	\$599,300.00
Rutherford, Kenneth R.	5	5	1	\$834,125.80
<i>Department/Program Summary</i>	10	7	4	\$1,433,425.80
<i>Research and Scholarship</i>				
Delp, Benjamin T.	1	1		\$105,404.00
<i>Department/Program Summary</i>	1	1		\$105,404.00
<i>Virginia Clean Cities</i>				
Harned, Alleyn S.	4	4	1	\$185,500.00
<i>Department/Program Summary</i>	4	4	1	\$185,500.00
<i>College/Division Summary</i>	15	12	5	\$1,724,329.80

University Programs/University Studies

<i>Center for Assessment & Research Studies</i>				
Fulcher, Keston H.	1	1		\$4,000.00
<hr/>				
<i>Department/Program Summary</i>	1	1		\$4,000.00
<i>Interdisciplinary Liberal Studies</i>				
Paulson, Scott A.	1		1	
Schmitt-Harsh, Mikaela L	1		1	
<hr/>				
<i>Department/Program Summary</i>	2		2	
<hr/>				
<i>College/Division Summary</i>	3	1	2	\$4,000.00

APPENDIX B

The report reflects total awards by sponsor type.



Office of Sponsored Programs

Awards by Sponsor Type

Report Covers: July 01, 2017 - June 30, 2018

<i>Type of Agency</i>	<i>Award Totals</i>	<i>Number of Awards</i>
Federal	\$14,048,299.54	81
Foundation	\$468,868.56	23
Industry	\$95,420.80	3
Private/Non-Profit	\$1,868,596.63	49
State	\$780,444.04	12
University	\$100,229.80	7
VA City/County	\$139,436.00	13
	\$17,501,295.37	188

APPENDIX C

The report reflects total awards by Department and Division.



Office of Sponsored Programs

Awards by Department and Division

Report Covers: July 01, 2017 - June 30, 2018

Academic Affairs

Department	Total Amount
Center for Global Engagement	\$499,010.24
Furious Flower Poetry Center	\$2,000.00
Outreach and Engagement	\$91,939.86
	<hr/>
	\$592,950.10

Access and Enrollment Management

Department	Total Amount
Valley Scholars	\$135,000.00
	<hr/>
	\$135,000.00

College of Arts and Letters

Department	Total Amount
English	\$50,904.00
History	\$3,000.00
School of Communication Studies	\$2,000.00
Sociology and Anthropology	\$9,555.00
WMRA	\$166,846.04
	<hr/>
	\$232,305.04

College of Business

Department	Total Amount
Center for Economic Education	\$69,459.00
Computer Information Systems & Business Analytics	\$38,296.00
Hart School of Hospitality, Sport and Recreation Management	\$25,233.00
Institute of Certified Professional Managers	\$513,925.82
School of Strategic Leadership Studies	\$7,500.00
Small Business Development Center	\$924,471.00
	<hr/>
	\$1,578,884.82

College of Education

<i>Department</i>	<i>Total Amount</i>
4-VA	\$33,470.00
College of Education	\$200,000.00
Education Programs	\$335,495.00
Educational Foundations and Exceptionalities	\$129,456.80
	<hr/>
	\$698,421.80

College of Health and Behavioral Studies

<i>Department</i>	<i>Total Amount</i>
Communication Sciences and Disorders	\$128,110.00
Graduate Psychology	\$154,268.00
Health Professions	\$216,469.00
Health Sciences	\$2,500.00
Institute for Innovation in Health and Human Services	\$4,929,071.42
Kinesiology	\$207,591.00
Nursing	\$5,000.00
Psychology	\$67,783.00
Social Work	\$10,000.00
Training/Technical Assistance Center	\$2,535,206.51
	<hr/>
	\$8,255,998.93

College of Integrated Science and Engineering

<i>Department</i>	<i>Total Amount</i>
College of Integrated Science and Engineering	\$216,493.00
Computer Science	\$240,809.20
Engineering	\$203,263.00
Integrated Science and Technology	\$659,689.86
	<hr/>
	\$1,320,255.06

College of Science and Mathematics

Department	Total Amount
Biology	\$772,783.00
Chemistry & Biochemistry	\$1,255,789.00
Geology and Environmental Science	\$181,085.82
Mathematics and Statistics	\$149,210.00
Physics & Astronomy	\$169,013.00
	<hr/>
	\$2,527,880.82

College of Visual and Performing Arts

Department	Total Amount
Forbes Center for the Performing Arts	\$6,820.00
School of Art, Design and Art History	\$5,000.00
School of Music	\$20,000.00
	<hr/>
	\$31,820.00

Libraries and Educational Technologies

Department	Total Amount
4-VA	\$7,500.00
Research and Education Services	\$1,458.00
	<hr/>
	\$8,958.00

Office of the President

Department	Total Amount
Office of the President	\$20,000.00
	<hr/>
	\$20,000.00

Outreach and Engagement

Department	Total Amount
Outreach and Engagement	\$370,491.00
	<hr/>
	\$370,491.00

Research and Scholarship

Department	Total Amount
Center for International Stabilization & Recovery	\$1,433,425.80
Research and Scholarship	\$105,404.00
Virginia Clean Cities	\$185,500.00
	<hr/>
	\$1,724,329.80

University Programs/University Studies

Department	Total Amount
Center for Assessment & Research Studies	\$4,000.00
	<hr/>
	\$4,000.00

Grand Total **\$17,501,295.37**