



**James Madison University  
Research & Public Service**

**Office of Sponsored Programs**

**Preliminary Annual Report  
Fiscal Year 2017**

**July 1, 2016 – June 20, 2017**



# Fiscal Year 2017 Annual Report/Preliminary

*Office of Sponsored Programs— James Madison University  
Research & Scholarship*

## I. SUMMARY OF ACTIVITY

### A. Funding Overview

Sponsored programs activity at the University remained stable during fiscal year 2017 (FY17) in terms of total dollars, however fewer people were involved in seeking and securing external funds. During the year, 194 individuals sought or received external funding to promote research, instruction, outreach, and other types of externally funded activities on campus. Compared to the previous year's activity (232), this represents a contraction of 20% in the pool of grant seekers.

Both proposals submitted and awards received decreased slightly compared to the prior year, but on a positive note, awards received were larger on average. Funding applications submitted were 323 vs. 340 in FY16 while awards decreased from 230 to 206 in FY17. Actual dollars received in FY17 was down \$16,018,440 compared to \$17,099,397 in FY16. While this appears to be a major degradation of funding in one fiscal year, it is very important to note that during this year a concerted effort was made to remove distorting factors and project funds not related to sponsored activities from the award portfolio. For example, a long-running software license valued at \$1.2 million was dropped from these totals as well as funding related to unrelated business income (\$804,500), which originated as a sponsored program many years ago but has since turned into a fee for service activity. Controlling for these excluded projects, the total funding received during the period 7/01/2016 – 6/20/2017 was actually ahead of FY16's totals by \$886,333.

JMU faculty, students, and staff submitted an amazing array of funding applications, many interdisciplinary in focus or involving collaborations with outside organizations. Again, our investigators achieved an impressive 64% funding success rate. The following charts reflect the volume of proposals and awards during the previous five-year period and funding trends over 10 years.

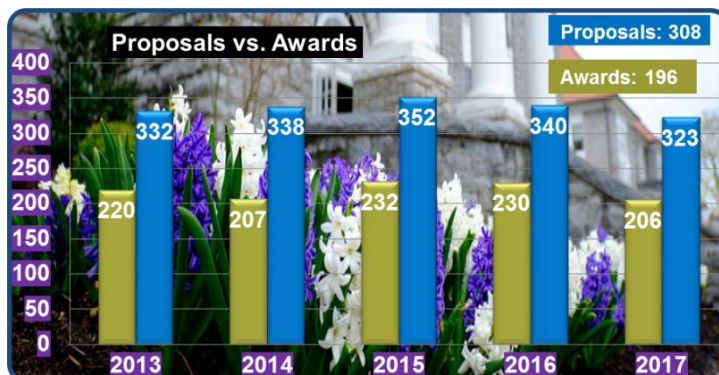


Figure 1. 5-year proposal and award volume



Figure 2. 10-year funding history

## B. Funding Agencies

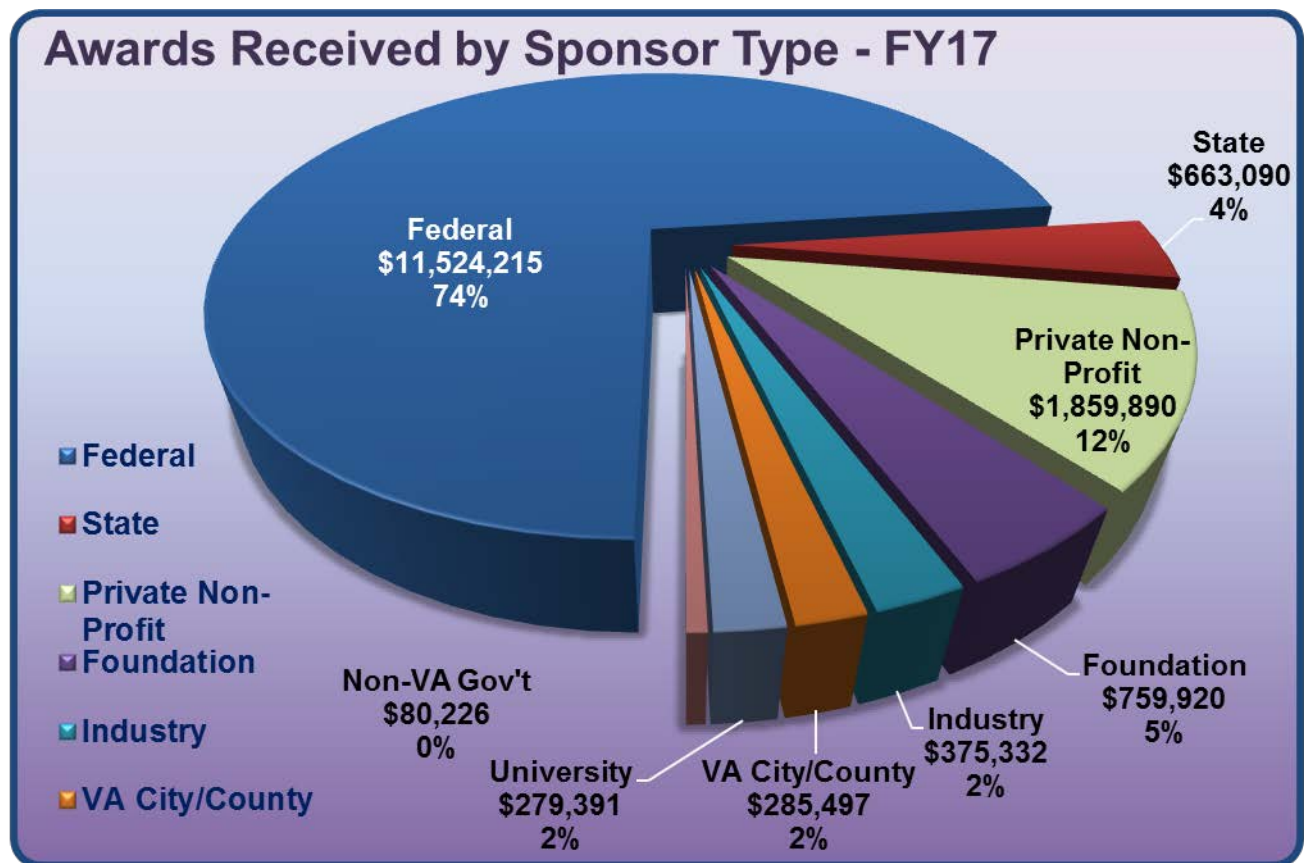


Figure 3. Awards by Sponsor Sector

Figure 3 illustrates funding received by sponsor type in FY17 to support research, instruction, public service & outreach, instruction and many other activities at JMU. Of the 206 awards received in FY17, the majority in both number and total award amount came from the federal government either as

direct assistance or as flow-through to the University from Virginia state agencies and other universities. Increasing from last year, combined federal and state funds represented 73% vs 70% in FY16 of the overall total awards at \$11,715,094, signaling greater reliance on federal or federal pass through funding.

## I. Federal

Awards from the federal government totaled \$11,715,0945 comprising 73% of the total amount received in FY17, or a 6% increase in federal funding from FY16. This year the US Department of Health and Human Services was the primary sponsor of funded projects in terms of total dollars at \$4,125,021, supporting 15 awards. This represents a 55% increase over FY16 and is 35% of all federal funding received.



The US Department of Education was the second largest funder with 20 projects valued at \$3,562,978, or 30% of all federal funding. This is primarily sustaining support of existing programming rather than new funding and a slight decrease in total dollars (-2%) from FY16 at \$3,636,492.

The US Department of State was the third largest sponsor this year and funding a total of seven projects with total value of \$1,595,216 compared to \$1,263,084 in FY16, a 26% increase.

The National Science Foundation dropped to the fourth place in funding totals. NSF funded \$1,283,597 for 10 projects this year versus 11 projects last year. This represents a 1% decrease in total funding from NSF over FY16 levels, continuing this sponsor's trend to fund smaller awards with reduced budgets. NSF funding is at an all-time low.

The US Department of Energy funded seven awards totaling \$343,749 for a 28% decrease in total support over the prior year.

Other sources of federal funding were the US Small Business Administration, The US Geological Survey, National Park Service, NASA, National Endowment for the Humanities, and the Office of Naval Research for a combined total of \$779,073 or 7% of federal funding.

## II. State



In FY17, Commonwealth of Virginia agencies decreased funding by 20% continuing this trend from the prior year with 16 projects worth \$663,090 compared to levels just two years ago of \$1,237,399 in FY15. It is important to note that state agencies also channeled significant federal funding to the university in the form of pass-through awards. These totals are captured under the federal totals since the federal government is the ultimate source of the funding. The Virginia Department of Education and the Virginia Department of Health comprised the largest percentage of total state contributions towards externally funded projects at the university but ongoing projects were also funded by the Virginia Department of Social Services.

## III. Private/Non-Profit

Private/Non-Profit agencies provided 51 awards compared to 75 awards in FY16 totaling \$1,859,890 compared to \$2,886,140 FY16. This represents 12% of total funding. This is a significant decrease (-36%) from this sector in just one year; however as mentioned earlier, this reduction is reflective of a conscious decision to remove fee for services activities from the report going forward.






Figure 4. Private/Non- Profit Funding

#### IV. Foundations

Foundation sponsorship sharply increased 56% this year at \$759,920 compared to \$487,454 in FY16. This year, the university received awards from a diverse range of foundations, including the Carnegie Foundation for the Advancement of Teaching, Wenner-Gren Foundation for Anthropological Research, the Virginia Foundation for the Humanities, the Jessie Ball duPont Fund, the Claude Moore Charitable Foundation, the Partners of the Americas Foundation, and the Learning by Giving Foundation. The largest foundation grant was for a mixed delivery pre-school grant for \$242,082 from The Virginia Early Childhood Foundation.

FISCAL YEAR	FOUNDATION AWARDS
2012	25
2013	19
2014	19
2015	25
2016	23
2017	25

Table 1. Foundation 6-year Funding

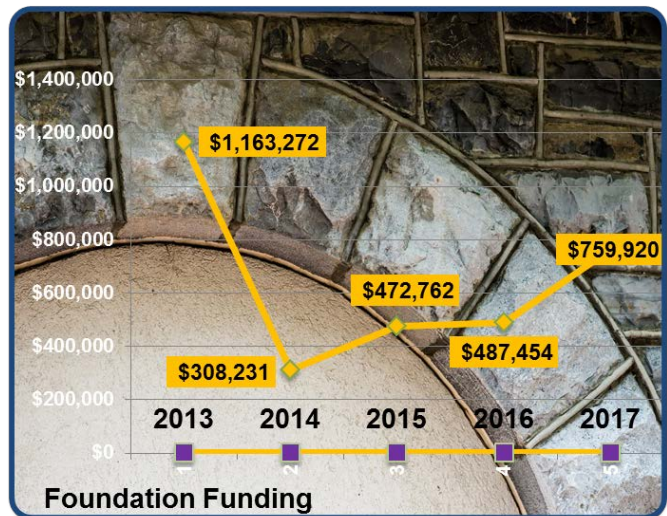


Figure 5. Foundation Support

## V. Industry



Figure 6. Industry Funding

Awards from Industry sponsors decreased precipitously this year. Funding received supported 11 projects vs 19 compared to FY16. Funding from industry represents just 2% of total funding received. Though funding from the Industry sector fluctuates, entrepreneurial activity is a significant area for providing valuable experiences as principal investigators explore collaborations with their business counterparts.

## VI. Other

University, Virginia City/County, and Non-VA Government sponsors contributed a total of \$645,114 of the total funding received during FY17. Though this is a small percentage of the total award dollars (4%), it represents 28 projects at the University and affords many students hands-on experiences.

## C. External Funding Activity by College or University Division

The awards obtained by JMU faculty and staff range in type, including research, public service/outreach, continuing education, and instruction. Collaborative activity involving multidisciplinary projects, inter-institutional collaborations, and private and industry partnerships continues to be central to the proposal development process.

College or Division	Total Submissions	Total Awards	Total Award Value	% of Total
Academic Affairs	7	8	\$779,317	4.87%
Research & Scholarship	29	16	\$2,024,105	12.64%
Other: includes Administration & Finance, Access & Enrollment Management, and University Studies	18	4	\$56,700	0.35%
College of Arts & Letters	8	8	\$632,590	3.95%
College of Science & Mathematics	73	29	\$1,915,081	11.96%
College of Visual & Performing Arts	3	0	\$0	0%
College of Business	24	18	\$585,891	3.66%
College of Education	29	22	\$732,839	4.57%
College of Health & Behavioral Studies	93	74	\$8,359,640	52.19%
College of Integrated Science & Engineering	39	27	\$932,278	5.81%
<b>TOTALS:</b>	323	206	\$15,660,952	100%

Table 2. Funding Statistics by College & Division

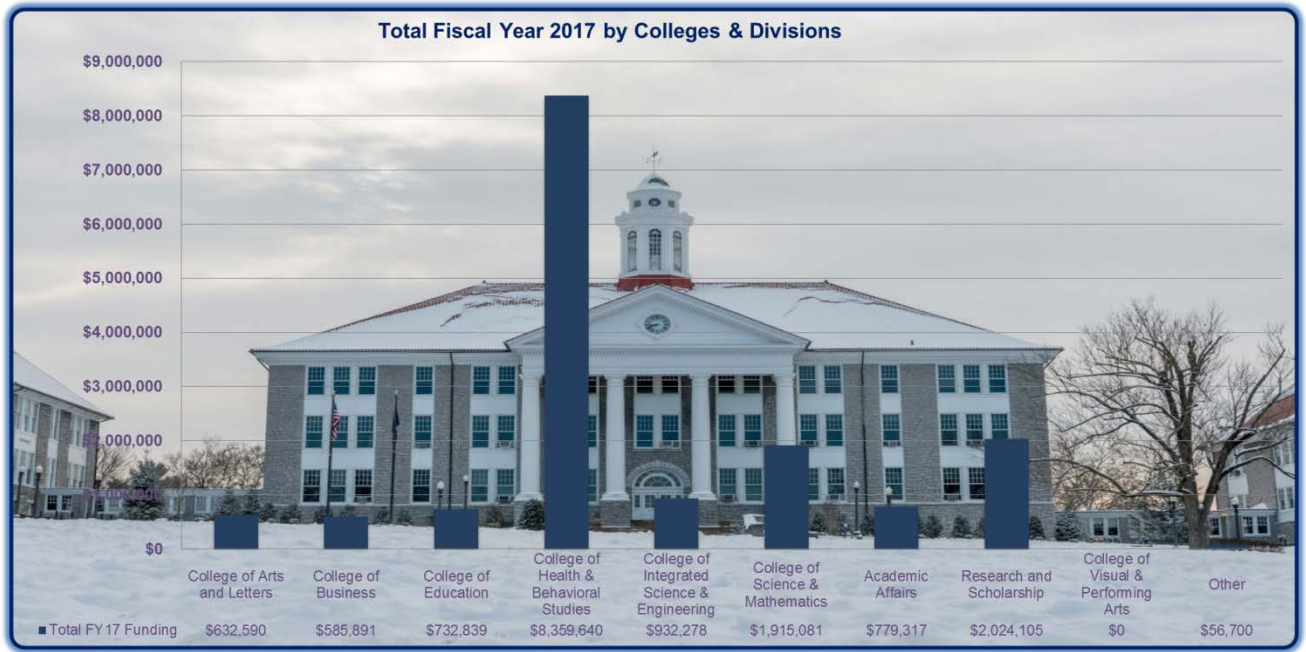


Figure 7. College and Division Funding

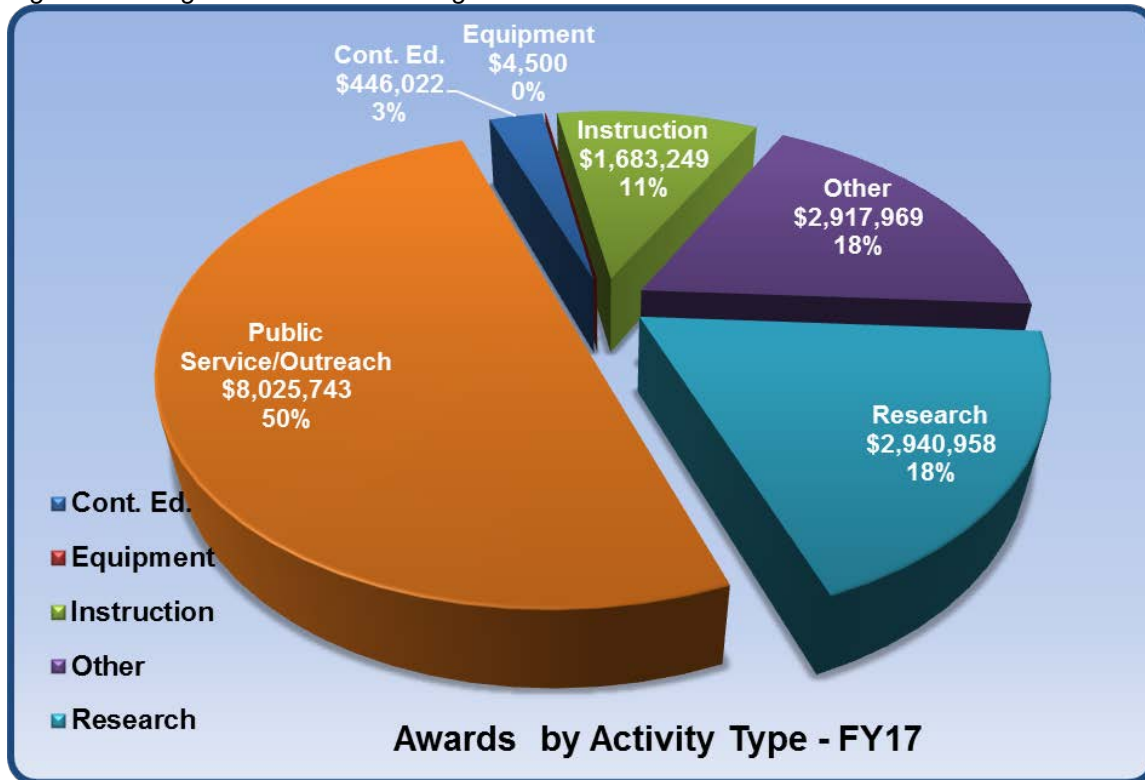


Figure 8. Awards by Activity Type

## D. Awards by Activity Type

Funding received is categorized by predominate activity type. Again, this year **Public Service & Outreach** represents the most robust area of funding with 79 awards. **Research** activity involves 52 projects. **Instruction** represents 16 projects. **Other** types of activity represent 43 projects. **Continuing Education** comprises 5 projects and **Equipment**, 1 project.

## E. Faculty Assistance/Metrics

While the primary focus of OSP staff activity is preparing budgets and funding applications to sponsors, a significant amount of time goes to receiving and negotiating funding instruments from sponsors and other organizations and preparing subaward agreements to other entities. Staff also spends time monitoring subrecipients and preparing budget revisions and no-cost extension requests for sponsor approvals at the post-award stage. Much time is devoted to compliance activities, project close-out and report monitoring. Additionally, a variety of miscellaneous agreements flow through the office for review and negotiation on behalf of faculty members and the University. These are often agreements to facilitate proposed or funded projects such as Material Transfer Agreements, Non-Disclosure Agreements, Teaming Agreements, Memorandums of Agreement and Entity Agreements.

The chart below captures staff activity during FY17 by transaction type.

TYPE OF ACTIVITY	COUNT
Contact Hours with Faculty	94.25
Training Delivered (hours)	10.5
Incoming/Outgoing Support Agreements	48
Non-Disclosure Agreements	4
Memorandum of Understanding/Agreement	13
No-Cost Extension Requests	30
Materials Transfer Agreements	10
Budget Revisions	36
Technical Reports/Close-Out Activity	176
Special Report Requests/Management Reports	43
PI Assurances & Certifications	79
Requests for Legal Counsel Review	44
Cost Share Requests	6
Targeted Funding Opportunities to Individuals	101
Side by Side Congruency Reviews with ORI	11



## F. Unit Initiatives & Successes

In addition to daily processing and faculty and staff interactions which directly support funding applications, much effort is focused on building collaborations, goodwill and relationships within the grant-seeking community. Following are highlights of new initiatives rolled out this past year which were designed to increase a diversified funding portfolio, celebrate and recognize external funding activity and introduce efficiencies in central support operations.

### First Annual Office of Sponsored Programs Recognition Reception

September of 2016 marked the first iteration of the OSP annual Recognition Reception to honor all individuals who either applied for or received external funding in fiscal year 2016. Many hours of careful planning went into the execution of a very meaningful event held in the Festival Ballroom. Based on OSP records, awards were bestowed by Deans, Department Heads and OSP in 19 categories to 40 recipients. Recipients of crystal awards included Dr. Chris Lantz for the highest awarded amount in research, Kim Hartzler-Weakley for the Community Impact Award, Alleyn Harned for the Green Leader Award, Dr. Rocky Parker for the Hit the Ground Running Award, Dr. Reid Harris for the Mentor of the Year Award, Dr. M. Hossain, Dr. Brett Tjaden, and Dr. Steve Wang for the 21<sup>st</sup>



Century Award, Dr. Elise Barrella for the Junior Faculty of the Year Award, and Dr. Joanna Gabbin for the Lifetime Achievement Award. To view the complete award list please click [here](#).

Of the 310 individuals invited to the event, 129 attended (42%), making the event a well-attended success. A survey administered after the event collected valuable feedback from attendees to further refine the event for future years.

### **Grants Resource Center Roadshow**

During the year OSP staff identified an unmet training need for faculty and staff. Because of limited resources to devote to individual funding opportunity searches, it was necessary to develop training materials to share with faculty and staff so that they can save and run their own funding searches within the Grants Resource Center's database related to specific areas of interest. Access and information to GRC was provided during group training sessions offered through Human Resources, during one on one meetings, and in departmental meetings. The training was further formalized in April 2017 when the office offered the GRC Road Show to faculty within the College of Education in a computer lab format where all users could set up their accounts, set search parameters and alerts and experiment with the interface in real time. The training was well received by that group and we are looking for additional openings to take the GRC Road Show to departmental or college meetings during the 2017-2018 academic year. In tandem with Research Development, OSP increased the number of faculty with access to the GRC from 84 in FY16 to 181 in FY17, an increase of 115%.



### **Collaboration with Corporate and Foundation Relations (CFR)**



With the arrival of CFR Director, Debbie Perrone to campus in the fall of 2016, OSP has consistently shared institutional knowledge, reports, and funding opportunities to advance both areas' field of influence in the grant seeking community. Monthly meetings between the Directors yield a cross-pollination of information about researchers' interests and activities and allow for close coordination of submissions of letters of intent and funding applications to private sponsors. Joint presentations provided by the OSP and CFR Directors provide faculty and staff with a cohesive overview and approach to seeking and managing funding across the governmental and non-governmental sectors. Formal training was delivered during CFI's May 2017 Symposium in a joint workshop session titled "United We Serve: A JMU Partnership to Enhance Faculty Grant Support."

### **Electronic Records Initiative**

Guided by best practices in the field of sponsored research administration for record keeping standards, OSP sought a no to low-cost solution to adopt electronic record keeping practices for proposals and awards. Our search yielded a no-cost method to create "Portfolios" using a resource we already have, Adobe Acrobat Pro. Spearheaded by a junior team member, we piloted the initiative in February 2017 with a set of proposals we classified as easy, moderate, or complex. At that time, our goal was to achieve a modest 10% of all records to be created and saved in the PDF Portfolio format by year's end. At our weekly meetings, which continue, we examine file naming conventions, critical content components, and architecture of folders. Through June 2017 we have surpassed our expectations for this new record keeping method, having reached 90% in electronic format in just five months. Only our most complex proposals and award negotiations remain in paper format, and even then, we do create a shadow electronic file. In terms of costs savings, we have not ordered paper file folders in more than 6 months and have cut paper usage in the office by half. We anticipate that movement to all electronic records will assist with standardization, better compliance with record retention and archiving tasks and cost savings.

### **Research and Scholarship Faculty Development Day, Feb 2018: "Laying the Groundwork"**

Planning has started on a Research & Scholarship branded Faculty Development Day to be held on February 6, 2018 in the Festival Center. The event is conceived as a one-stop resource where faculty

and staff will gather to have questions answered and receive information from a diverse range of units from Office of Sponsored Programs, to Sponsored Programs Accounting, Office of Research Integrity, Technology Innovation, Procurement, Corporate and Foundation Relations, Libraries and Technologies, and sponsoring agency representatives. The planning committee will consist of representatives of the groups offering sessions as well as faculty to ensure their needs are voiced, fully considered and met. Tentatively the program consists of breakfast with an opening speaker, followed by 2 breakout sessions comprised of as many as 12 topics. Lunch will be offered with another guest speaker from a funding agency, followed by 2 more breakout sessions which are repeats of the morning's sessions to enable people to attend more topics or just half a day depending on individual needs and availability. While OSP is happy to lead the planning of the event we feel it will be a good reflection of the larger unit's goal of reaching more great seekers and increasing sponsored funding activity university-wide.



## **APPENDIX A**

The report reflects total awarded dollars by division, college, and department.



# Office of Sponsored Programs

## Activity Report

Report Covers: July 01, 2016 - June 30, 2017

---

**Number of Proposals  
Awarded**

**206**

**Number of Proposals  
Received**

**323**

### **Awarded Amount**

**\$16,018,440.28**

### ***Breakdown by Division or College***

<b>Academic Affairs</b>	<b>\$779,317.00</b>
<b>Administration and Finance</b>	<b>\$4,500.00</b>
<b>College of Arts and Letters</b>	<b>\$632,589.92</b>
<b>College of Business</b>	<b>\$585,890.82</b>
<b>College of Education</b>	<b>\$732,838.88</b>
<b>College of Health and Behavioral Studies</b>	<b>\$8,359,640.22</b>
<b>College of Integrated Science and Engineering</b>	<b>\$932,277.61</b>
<b>College of Science and Mathematics</b>	<b>\$1,915,080.51</b>
<b>Libraries and Educational Technologies</b>	<b>\$2,000.00</b>
<b>Research and Scholarship</b>	<b>\$2,024,105.32</b>
<b>University Programs/University Studies</b>	<b>\$50,200.00</b>
<b>Total</b>	<b>\$16,018,440.28</b>

**Academic Affairs**

<i>Center for Global Engagement</i>				
Coffman, Jennifer E.	2	2	1	\$363,744.00
Good, Jason L.	2	1	1	\$7,500.00
<hr/>				
<b><i>Department/Program Summary</i></b>	<b>4</b>	<b>3</b>	<b>2</b>	<b>\$371,244.00</b>
<i>Furious Flower Poetry Center</i>				
Alleyne, Lauren	1	1		\$7,000.00
Gabbin, Joanne V.		2		\$5,600.00
<hr/>				
<b><i>Department/Program Summary</i></b>	<b>1</b>	<b>3</b>		<b>\$12,600.00</b>
<i>Outreach and Engagement</i>				
Fleming, Carol A.		2		\$395,473.00
Lubin, Melissa M.	1		1	
<hr/>				
<b><i>Department/Program Summary</i></b>	<b>1</b>	<b>2</b>	<b>1</b>	<b>\$395,473.00</b>
<hr/>				
<b><i>College/Division Summary</i></b>	<b>6</b>	<b>8</b>	<b>3</b>	<b>\$779,317.00</b>

**Access and Enrollment Management**

<i>Access and Inclusion</i>			
Dean, II, Arthur T.		1	1
<b><i>Department/Program Summary</i></b>		1	1
<i>Valley Scholars</i>			
Mooney, M. Shaun		1	1
<b><i>Department/Program Summary</i></b>		1	1
<b><i>College/Division Summary</i></b>		2	2

**Administration and Finance**

---

<i>Facilities Management</i>			
Eshelman, Lee L.	1	1	\$4,500.00
<b><i>Department/Program Summary</i></b>	1	1	\$4,500.00
<b><i>College/Division Summary</i></b>	1	1	\$4,500.00

**College of Arts and Letters**

<i>English</i>				
Hefner, Brooks E.	1		1	
Rankin, Mark C.	1	2		\$388,758.00
<b>Department/Program Summary</b>	2	2	1	\$388,758.00
<i>History</i>				
Hanifi, Shah Mahmoud	1	1		\$20,000.00
<b>Department/Program Summary</b>	1	1		\$20,000.00
<i>Political Science</i>				
LaPira, Timothy M.	1	1		\$17,251.00
<b>Department/Program Summary</b>	1	1		\$17,251.00
<i>Sociology and Anthropology</i>				
Blanton, Dennis B.		1		\$4,898.89
Newman, Sarah E.	1	1		\$36,667.00
<b>Department/Program Summary</b>	1	2		\$41,565.89
<i>WMRA</i>				
McCoy, Meghann	2	2		\$165,015.03
<b>Department/Program Summary</b>	2	2		\$165,015.03
<i>Writing, Rhetoric, &amp; Technical Communications</i>				
McCarthy, Sean	1		1	
<b>Department/Program Summary</b>	1		1	
<b>College/Division Summary</b>	8	8	2	\$632,589.92



**College of Business**

<i>Center for Economic Education</i>				
Wood, William C.	1	1	1	\$68,098.00
<b><i>Department/Program Summary</i></b>	1	1	1	\$68,098.00
<i>Computer Information Systems &amp; Business Analytics</i>				
Babik, Dymtro	1		1	
Mitri, Michel	1		1	
Vaziri, Baback	1		1	
<b><i>Department/Program Summary</i></b>	3		3	
<i>Institute of Certified Professional Managers</i>				
Foreman, Kimberley A.	3	2	1	\$386,414.82
<b><i>Department/Program Summary</i></b>	3	2	1	\$386,414.82
<i>School of Hospitality, Sport and Recreation Management</i>				
Carr, Julia W.	3	3		\$25,890.00
<b><i>Department/Program Summary</i></b>	3	3		\$25,890.00
<i>School of Strategic Leadership Studies</i>				
Sloan, Margaret F.	1		1	
<b><i>Department/Program Summary</i></b>	1		1	
<i>Small Business Development Center</i>				
Krech, Joyce H.	13	12	1	\$105,488.00
<b><i>Department/Program Summary</i></b>	13	12	1	\$105,488.00
<b><i>College/Division Summary</i></b>	24	18	7	\$585,890.82

## College of Education

<i>College of Education</i>				
Barbour, Nancy E.	1	1	1	\$184,953.00
Hall, Dara M.	1	1		\$1,210.88
Swayne, Nick D.	10	10		\$56,176.00
<b>Department/Program Summary</b>	12	12	1	\$242,339.88
<i>Early, Elementary, and Reading Education</i>				
Almarode, John T.	1		1	
<b>Department/Program Summary</b>	1		1	
<i>Education Programs</i>				
Slykhuis, David A.	4	4		\$286,000.00
<b>Department/Program Summary</b>	4	4		\$286,000.00
<i>Educational Foundations and Exceptionalities</i>				
Bethune, Keri S.	3	2	3	\$89,384.00
Koubek, Ekaterina	1		1	
Schick, Lisa C.	4	4	1	\$115,115.00
<b>Department/Program Summary</b>	8	6	5	\$204,499.00
<i>Learning, Technology, and Leadership Education</i>				
Griffin, Oris T.	1		1	
<b>Department/Program Summary</b>	1		1	
<b>College/Division Summary</b>	26	22	8	\$732,838.88

**College of Health and Behavioral Studies**

<i>College of Health and Behavioral Studies</i>				
Ersin, Özlem H.	1		1	
<b><i>Department/Program Summary</i></b>	<b>1</b>		<b>1</b>	
<i>Communication Sciences and Disorders</i>				
Clinard, Christopher G.	2		2	
Kamarunas, Erin E.	2		2	
Lee, Jaime B.	1		1	
O'Donoghue, Cynthia R.	1	1		\$14,901.79
Pavelko, Stacey L.	1	1		\$4,120.00
Piker, Erin G.	1		1	
<b><i>Department/Program Summary</i></b>	<b>8</b>	<b>2</b>	<b>6</b>	<b>\$19,021.79</b>
<i>Graduate Psychology</i>				
Brewster, Jo Anne	3	2	1	\$6,600.00
Harmison, Robert J.	1	1		\$890.00
Stewart, Anne L.	1		1	
Stokes, Trevor F.	2	2		\$83,000.00
<b><i>Department/Program Summary</i></b>	<b>7</b>	<b>5</b>	<b>2</b>	<b>\$90,490.00</b>
<i>Health Sciences</i>				
Hesse, Michelle	1		1	
Weaver, France M.	1	1		\$10,030.00
Weniger, Gerald R.	2	1	2	\$196,648.00
<b><i>Department/Program Summary</i></b>	<b>4</b>	<b>2</b>	<b>3</b>	<b>\$206,678.00</b>

	<i>Submitted</i>	<i>Awarded</i>	<i>Pending</i>	<i>Awarded Amount</i>
<b><i>Institute for Innovation in Health and Human Services</i></b>				
Akerson, Emily K.	6	6	3	\$334,918.38
Hartzler-Weakley, Kimberlee	33	30	13	\$3,537,641.46
Kennedy, Patricia A.	8	9	2	\$994,360.59
Zingraff, Rhonda M.	3	3	1	\$9,266.00
<b><i>Department/Program Summary</i></b>	<b>50</b>	<b>48</b>	<b>19</b>	<b>\$4,876,186.43</b>
<b><i>Kinesiology</i></b>				
Edwards, Elizabeth S.	1	2	1	\$3,000.00
Moran, Thomas E.	3		3	
Sackett, Sarah C.	1	1		\$500.00
Williams, Jacqueline A.	1	1		\$30,000.00
<b><i>Department/Program Summary</i></b>	<b>6</b>	<b>4</b>	<b>4</b>	<b>\$33,500.00</b>
<b><i>Nursing</i></b>				
deValpine, Maria G.		1		\$374,902.00
<b><i>Department/Program Summary</i></b>		<b>1</b>		<b>\$374,902.00</b>
<b><i>Psychology</i></b>				
Barron, Kenneth E.	2	2		\$53,000.00
Dyche, Jeffrey S.	1		1	
Stoloff, Michael L.		1		\$44,363.00
<b><i>Department/Program Summary</i></b>	<b>3</b>	<b>3</b>	<b>1</b>	<b>\$97,363.00</b>
<b><i>Social Work</i></b>				
Trull, Laura H.	1	1		\$10,000.00
<b><i>Department/Program Summary</i></b>	<b>1</b>	<b>1</b>		<b>\$10,000.00</b>
<b><i>Training/Technical Assistance Center</i></b>				
Zingraff, Rhonda M.	7	7	2	\$2,651,499.00
<b><i>Department/Program Summary</i></b>	<b>7</b>	<b>7</b>	<b>2</b>	<b>\$2,651,499.00</b>
<b><i>College/Division Summary</i></b>	<b>87</b>	<b>73</b>	<b>38</b>	<b>\$8,359,640.22</b>

**College of Integrated Science and Engineering**

<i>Center for STEM Education and Outreach</i>				
Slykhuis, David A.	1	1		\$15,313.00
<b>Department/Program Summary</b>	1	1		\$15,313.00
<i>College of Integrated Science and Engineering</i>				
Kolvoord, Robert A.	1	1		\$74,772.00
<b>Department/Program Summary</b>	1	1		\$74,772.00
<i>Computer Science</i>				
Bowers, John C.		1		\$14,388.00
Heydari, M. Hossain	2		2	
Mayfield, Christopher S.		1		\$111,715.00
Tjaden, Brett C.	1		1	
<b>Department/Program Summary</b>	3	2	3	\$126,103.00
<i>Engineering</i>				
Gipson, Kyle G.	1	1		\$5,000.00
Henriques, Justin J.	1	1		\$2,000.00
Holland, S. Keith	1		1	
Nagel, Jacquelyn K.	1	1		\$5,000.00
Nagel, Robert L.	1		1	
Ogundipe, Adebayo A.	1	1		\$38,517.00
Pierrakos, Olga	1	1		\$172,631.00
<b>Department/Program Summary</b>	7	5	2	\$223,148.00

	<i>Submitted</i>	<i>Awarded</i>	<i>Pending</i>	<i>Awarded Amount</i>
<b><i>Integrated Science and Technology</i></b>				
Benzing, Thomas R.	1	1		\$4,000.00
Brent, Robert N.	2	2		\$75,593.00
Conley, Shannon N			1	
El-Tawab, Samy S.	1		1	
Hendrickson, Noel			1	
McKown, Robert L.	3	3		\$143,322.00
Miles, Jonathan J.	9	7	3	\$201,055.33
Nash, Carole L.	3	4	1	\$43,971.28
Pangle, Remy M.	2	2	1	\$25,000.00
Reid, Edna F.	1		1	
Zhang, Hao X.	1		1	
<b><i>Department/Program Summary</i></b>	23	19	10	\$492,941.61
<b><i>College/Division Summary</i></b>	35	28	15	\$932,277.61

**College of Science and Mathematics**

<i>Biology</i>				
Enke, Raymond A.	3	2	1	\$107,726.00
Gabriele, Mark L.		1		\$427,773.00
Griscom, Heather	1		1	
Harsh, Joseph A.	1		1	
Herrick, James B.	1		1	
Kubow, Kristopher E.	2		2	
Ludwig, Patrice J.	3	1	2	\$1,000.00
May, Christine L.	1	1	1	\$24,280.00
Monroe, Jonathan D.	1	2		\$215,788.00
Parker, M. Rockwell	3	2	2	\$96,725.87
Renfroe, Michael H.	1	1		\$10,000.00
Vidal, George	2	1	1	\$1,250.00
Walker, Marquis	1		1	
Wunderlich, Roshna E.	1	1		\$720.00
Wurch, Morgan M.	1		1	
Wyngaard, Grace A.	1		1	
<b><i>Department/Program Summary</i></b>	<b>23</b>	<b>12</b>	<b>15</b>	<b>\$885,262.87</b>

	<i>Submitted</i>	<i>Awarded</i>	<i>Pending</i>	<i>Awarded Amount</i>
<b><i>Chemistry &amp; Biochemistry</i></b>				
Baber Gardner, Ashleigh E	1		1	
Berndsen, Christopher E.	4		4	
DeVore, Tom C.	1	1		\$12,000.00
Downey, Daniel M.	2	2		\$38,000.00
Kokhan, Oleksandr	1		1	
Reisner, Barbara A.	1		1	
Watkins, Linette M	1	1		\$12,000.00
Wright, Nathan T.	2	1	2	\$291,621.00
<b><i>Department/Program Summary</i></b>	<b>13</b>	<b>5</b>	<b>9</b>	<b>\$353,621.00</b>
<b><i>Geology and Environmental Science</i></b>				
Admassu, Yonathan	2		2	
Eaton, L. Scott	1	1		\$719.37
Haynes, John T.	1	1		\$10,827.10
Johnson, Elizabeth A.		1		\$198,840.00
St. John, Kristen E.	2	2		\$101,842.00
Whitmeyer, Steven J.	1	1		\$36,875.00
<b><i>Department/Program Summary</i></b>	<b>7</b>	<b>6</b>	<b>2</b>	<b>\$349,103.47</b>
<b><i>Mathematics and Statistics</i></b>				
Al Hajj Shehadeh, Hala Y		1		\$6,250.00
Tongen, Anthony L.		1		\$76,315.00
<b><i>Department/Program Summary</i></b>		<b>2</b>		<b>\$82,565.00</b>



	<i>Submitted</i>	<i>Awarded</i>	<i>Pending</i>	<i>Awarded Amount</i>
<b><i>Physics &amp; Astronomy</i></b>				
Feitosa, Klebert B.	1		1	
Fukumura, Keigo	2	1	1	\$54,064.00
Giovanetti, Kevin L.	1	1		\$4,044.17
Niculescu, M. Ioana		1		\$110,000.00
Paulson, Scott A.	1		1	
Scarel, Giovanna	3	1	2	\$76,420.00
Scully, Sean T.	1		1	
<b><i>Department/Program Summary</i></b>	9	4	6	\$244,528.17
<b><i>College/Division Summary</i></b>	52	29	32	\$1,915,080.51



**Libraries and Educational Technologies**

---

<i>Innovation Services</i>				
Zha, Shenghua	1		1	
<b><i>Department/Program Summary</i></b>		1	1	
<i>Research and Education Services</i>				
Schubert, Carolyn F.	2	1	1	\$2,000.00
<b><i>Department/Program Summary</i></b>		2	1	\$2,000.00
<b><i>College/Division Summary</i></b>	3	1	2	\$2,000.00

**Outreach and Engagement**

<i>Outreach and Engagement</i>			
Lubin, Melissa M.	1	1	
<i>Department/Program Summary</i>	1	1	
<i>College/Division Summary</i>	1	1	

**Research and Scholarship**

<i>Center for International Stabilization &amp; Recovery</i>				
Fiederlein, Suzanne L.	1	2		\$496,412.00
Rutherford, Kenneth R.	12	6	7	\$1,065,299.32
<hr/>				
<b><i>Department/Program Summary</i></b>	13	8	7	\$1,561,711.32
<i>Madison Center for Community Development</i>				
Swartz, Nicholas J.	1	1		\$8,808.00
<hr/>				
<b><i>Department/Program Summary</i></b>	1	1		\$8,808.00
<i>Research and Scholarship</i>				
Delp, Benjamin T.	1	1		\$168,664.00
<hr/>				
<b><i>Department/Program Summary</i></b>	1	1		\$168,664.00
<i>Virginia Clean Cities</i>				
Harned, Alleyn S.	10	6	5	\$284,922.00
<hr/>				
<b><i>Department/Program Summary</i></b>	10	6	5	\$284,922.00
<hr/>				
<b><i>College/Division Summary</i></b>	25	16	12	\$2,024,105.32

**University Programs/University Studies**

---

<i>Center for Assessment &amp; Research Studies</i>			
Fulcher, Keston H.	1	1	\$45,000.00
<b><i>Department/Program Summary</i></b>	1	1	\$45,000.00
<i>Interdisciplinary Liberal Studies Department</i>			
Linder, George F.	1	1	\$5,200.00
<b><i>Department/Program Summary</i></b>	1	1	\$5,200.00
<b><i>College/Division Summary</i></b>	2	2	\$50,200.00



## **APPENDIX B**

The report reflects total awards by sponsor type.





## Office of Sponsored Programs

### Awards by Sponsor Type

Report Covers: July 01, 2016 - June 30, 2017

<i>Type of Agency</i>	<i>Award Totals</i>	<i>Number of Awards</i>
Federal	\$11,730,094.27	76
Foundation	\$759,920.17	25
Industry	\$375,332.13	11
Non-VA Government	\$80,225.87	1
Private/Non-Profit	\$1,859,889.70	51
State	\$648,089.89	15
University	\$279,391.17	9
VA City/County	\$285,497.08	18
	<b>\$16,018,440.28</b>	<b>206</b>

## **APPENDIX C**

The report reflects total awards by Department and Division.



**Office of Sponsored Programs**  
**Award Dollars by College, Department, and PI**  
Report Covers: July 01, 2016 - June 30, 2017

---

---

**Academic Affairs**

---

---

**Awarded Amount**

*Center for Global Engagement*

<b>Coffman, Jennifer E.</b> Sternberger, Lee G.	16-278	\$352,344.00
<b>Coffman, Jennifer E.</b> Sternberger, Lee G.	17-006	\$11,400.00
<b>Good, Jason L.</b>	17-233	\$7,500.00

***Department Total*** **\$371,244.00**

*Furious Flower Poetry Center*

<b>Alleyne, Lauren</b>	17-082	\$7,000.00
<b>Gabbin, Joanne V.</b>	16-252	\$1,000.00
<b>Gabbin, Joanne V.</b>	16-200	\$4,600.00

***Department Total*** **\$12,600.00**

*Outreach and Engagement*

<b>Fleming, Carol A.</b> Chenery, Carrie H.	16-336	\$330,201.00
<b>Fleming, Carol A.</b> Swayne, Christine E.	16-335	\$65,272.00

***Department Total*** **\$395,473.00**

---

***College Total*** **\$779,317.00**

---

---

**Administration and Finance**

---

---

**Awarded Amount**

*Facilities Management*

<b>Eshelman, Lee L.</b> Dalmolin, Michael R.	17-045	\$4,500.00
---	--------	------------

***Department Total*** **\$4,500.00**

---

***College Total*** **\$4,500.00**

---

---

**College of Arts and Letters**

---

---

**Awarded Amount**

*English*

<b>Rankin, Mark C.</b>	17-075	\$53,758.00
<b>Rankin, Mark C.</b>	16-136	\$335,000.00

		<b><i>Department Total</i></b>	<b>\$388,758.00</b>
<i>History</i>			
Hanifi, Shah Mahmoud	17-097		\$20,000.00
		<b><i>Department Total</i></b>	<b>\$20,000.00</b>
<i>Political Science</i>			
LaPira, Timothy M.	17-159		\$17,251.00
		<b><i>Department Total</i></b>	<b>\$17,251.00</b>
<i>Sociology and Anthropology</i>			
Blanton, Dennis B.	16-270		\$4,898.89
Newman, Sarah E.	17-112		\$36,667.00
		<b><i>Department Total</i></b>	<b>\$41,565.89</b>
<i>WMRA</i>			
McCoy, Meghann	17-130		\$134,155.00
McCoy, Meghann	17-109		\$30,860.03
		<b><i>Department Total</i></b>	<b>\$165,015.03</b>
		<b><i>College Total</i></b>	<b>\$632,589.92</b>

---



---

**College of Business**


---



---

**Awarded Amount**
*Center for Economic Education*

Wood, William C.	16-233		\$68,098.00
		<b><i>Department Total</i></b>	<b>\$68,098.00</b>

*Institute of Certified Professional Managers*

Foreman, Kimberley A.	17-003		\$336,194.00
Foreman, Kimberley A.	17-316		\$50,220.82
		<b><i>Department Total</i></b>	<b>\$386,414.82</b>

*School of Hospitality, Sport and Recreation Management*

Carr, Julia W.	17-025		\$9,160.00
Carr, Benjamin H.			
Carr, Julia W.	17-030		\$8,030.00
Carr, Benjamin H.			
Carr, Julia W.	17-041		\$8,700.00
Carr, Benjamin H.			
		<b><i>Department Total</i></b>	<b>\$25,890.00</b>

*Small Business Development Center*

Krech, Joyce H.	17-080		\$29,279.00
Krech, Joyce H.	17-057		\$3,000.00

Krech, Joyce H.	17-001	\$3,000.00
Krech, Joyce H.	17-051	\$5,000.00
Krech, Joyce H.	17-050	\$8,000.00
Krech, Joyce H.	17-188	\$3,000.00
Krech, Joyce H.	17-056	\$1,250.00
Krech, Joyce H.	17-272	\$25,459.00
Krech, Joyce H.	17-058	\$12,500.00
Krech, Joyce H.	17-065	\$7,000.00
Krech, Joyce H.	17-095	\$3,000.00
Krech, Joyce H.	17-222	\$5,000.00

***Department Total*** **\$105,488.00**

***College Total*** **\$585,890.82**

---



---

**College of Education**

**Awarded Amount**

---



---

*College of Education*

Barbour, Nancy E.	16-328	\$184,953.00
Hall, Dara M.	17-147	\$1,210.88
Swayne, Nick D.	17-237	\$5,000.00
Swayne, Nick D.	17-241	\$6,576.00
Swayne, Nick D.	17-261	\$5,000.00
Swayne, Nick D.	17-259	\$100.00
Swayne, Nick D.	17-256	\$500.00
Swayne, Nick D.	17-124	\$10,000.00
Swayne, Nick D.	17-236	\$1,000.00
Swayne, Nick D.	17-151	\$7,000.00
Swayne, Nick D.	17-060	\$6,000.00
Swayne, Nick D.	17-081	\$15,000.00

***Department Total*** **\$242,339.88**

*Education Programs*

Slykhuis, David A.	17-211	\$76,400.00
Slykhuis, David A.	17-213	\$54,800.00
Slykhuis, David A.	17-210	\$100,000.00
Slykhuis, David A.	17-212	\$54,800.00

***Department Total*** **\$286,000.00**

*Educational Foundations and Exceptionalities*

Bethune, Keri S.	16-297	\$63,000.00
------------------	--------	-------------

Bethune, Keri S.	17-123	\$26,384.00
Schick, Lisa C.	17-254	\$9,630.00
Schick, Lisa C.	16-295	\$100,000.00
Schick, Lisa C.	17-103	\$4,375.00
Schick, Lisa C.	17-167	\$1,110.00

***Department Total*** **\$204,499.00**

***College Total*** **\$732,838.88**

---



---

**College of Health and Behavioral Studies**

**Awarded Amount**

---



---

*Communication Sciences and Disorders*

O'Donoghue, Cynthia R.	17-002	\$14,901.79
Pavelko, Stacey L.	17-309	\$4,120.00

***Department Total*** **\$19,021.79**

*Graduate Psychology*

Brewster, Jo Anne	17-029	\$3,300.00
Brewster, Jo Anne	17-170	\$3,300.00
Harmison, Robert J.	17-004	\$890.00
Stokes, Trevor F.	17-201	\$64,000.00
Stokes, Trevor F.	17-265	\$19,000.00

***Department Total*** **\$90,490.00**

*Health Sciences*

Weaver, France M.	17-076	\$10,030.00
Weniger, Gerald R.	16-145	\$196,648.00

***Department Total*** **\$206,678.00**

*Institute for Innovation in Health and Human Services*

Akerson, Emily K.	17-077	\$99,687.00
Akerson, Emily K.	17-119	\$6,275.00
Akerson, Emily K.	16-269	\$105,000.00
Akerson, Emily K.	17-286	\$14,836.26
Akerson, Emily K.	16-268	\$105,000.00
Akerson, Emily K.	17-194	\$4,120.12
Hartzler-Weakley, Kimberlee	16-212	\$139,924.00
Hartzler-Weakley, Kimberlee	16-245	\$166,489.00
Hartzler-Weakley, Kimberlee	16-249	\$480,303.00
Hartzler-Weakley, Kimberlee	16-294	\$60,000.00

Hartzler-Weakley, Kimberlee	16-115	\$75,865.00
Hartzler-Weakley, Kimberlee	16-164	\$125,000.00
Hartzler-Weakley, Kimberlee	16-324	\$902,600.00
Hartzler-Weakley, Kimberlee	17-007	\$17,211.34
Hartzler-Weakley, Kimberlee	16-267	\$565,674.00
Hartzler-Weakley, Kimberlee	17-026	\$40,000.00
Hartzler-Weakley, Kimberlee	17-019	\$149,869.00
Hartzler-Weakley, Kimberlee	17-022	\$93,499.25
Hartzler-Weakley, Kimberlee	17-023	\$500.00
Hartzler-Weakley, Kimberlee	16-327	\$183,677.11
Hartzler-Weakley, Kimberlee	17-292	\$2,500.00
Hartzler-Weakley, Kimberlee	17-289	\$1,000.00
Hartzler-Weakley, Kimberlee	16-213	\$139,924.00
Hartzler-Weakley, Kimberlee	17-042	\$53,754.00
Hartzler-Weakley, Kimberlee	17-293	\$11,560.80
Hartzler-Weakley, Kimberlee	17-291	\$4,000.00
Hartzler-Weakley, Kimberlee	17-290	\$3,000.00
Hartzler-Weakley, Kimberlee	17-231	\$62,852.12
Hartzler-Weakley, Kimberlee	17-209	\$54,490.00
Hartzler-Weakley, Kimberlee	17-176	\$45,511.20
Hartzler-Weakley, Kimberlee	17-127	\$10,000.00
Hartzler-Weakley, Kimberlee	17-099	\$22,056.14
Hartzler-Weakley, Kimberlee	17-084	\$5,000.00
Hartzler-Weakley, Kimberlee	17-085	\$39,802.50
Hartzler-Weakley, Kimberlee	17-052	\$79,079.00
Hartzler-Weakley, Kimberlee	17-054	\$2,500.00
Kennedy, Patricia A.	17-306	\$58,422.00
Kennedy, Patricia A.	17-317	\$58,851.00
Kennedy, Patricia A.	17-009	\$67,000.00
Kennedy, Patricia A.	17-086	\$16,869.00
Kennedy, Patricia A.	16-338	\$242,082.00
Kennedy, Patricia A.	17-283	\$5,190.00
Kennedy, Patricia A.	17-018	\$300,747.00
Kennedy, Patricia A.	17-227	\$235,199.59
Kennedy, Patricia A.	16-190	\$10,000.00
Zingraff, Rhonda M.	17-288	\$1,518.00
Zingraff, Rhonda M.	17-014	\$6,230.00

Zingraff, Rhonda M.	16-312	\$1,518.00
---------------------	--------	------------

***Department Total***

**\$4,876,186.43**

*Kinesiology*

Edwards, Elizabeth S.	17-262	\$1,250.00
-----------------------	--------	------------

Edwards, Elizabeth S.	16-263	\$1,750.00
-----------------------	--------	------------

Sackett, Sarah C.	17-276	\$500.00
-------------------	--------	----------

Edwards, Elizabeth S.

Williams, Jacqueline A.	17-178	\$30,000.00
-------------------------	--------	-------------

***Department Total***

**\$33,500.00**

*Nursing*

deValpine, Maria G.	16-325	\$374,902.00
---------------------	--------	--------------

***Department Total***

**\$374,902.00**

*Psychology*

Barron, Kenneth E.	17-139	\$50,000.00
--------------------	--------	-------------

Barron, Kenneth E.	17-232	\$3,000.00
--------------------	--------	------------

Stoloff, Michael L.	16-296	\$44,363.00
---------------------	--------	-------------

Grayson, Joann H.

***Department Total***

**\$97,363.00**

*Social Work*

Trull, Laura H.	17-229	\$10,000.00
-----------------	--------	-------------

***Department Total***

**\$10,000.00**

*Training/Technical Assistance Center*

Zingraff, Rhonda M.	16-313	\$1,783,025.00
---------------------	--------	----------------

Henderson, Cheryl L.

McNaught, John T.

Zingraff, Rhonda M.	17-181	\$100,000.00
---------------------	--------	--------------

Henderson, Cheryl L.

McNaught, John T.

Zingraff, Rhonda M.	16-314	\$297,999.00
---------------------	--------	--------------

Henderson, Cheryl L.

McNaught, John T.

Zingraff, Rhonda M.	17-092	\$50,000.00
---------------------	--------	-------------

Henderson, Cheryl L.

McNaught, John T.

Zingraff, Rhonda M.	17-091	\$361,850.00
---------------------	--------	--------------

Henderson, Cheryl L.

McNaught, John T.

Zingraff, Rhonda M.	17-182	\$54,000.00
---------------------	--------	-------------

Henderson, Cheryl L.

McNaught, John T.

Zingraff, Rhonda M.	17-180	\$4,625.00
---------------------	--------	------------

Henderson, Cheryl L.

McNaught, John T.



*Department Total* **\$2,651,499.00**

*College Total* **\$8,359,640.22**

---

---

<b>College of Integrated Science and Engineering</b>	<b>Awarded Amount</b>
--	-----------------------

---

---

*Center for STEM Education and Outreach*

**Slykhuis, David A.** 17-310 \$15,313.00

*Department Total* **\$15,313.00**

*College of Integrated Science and Engineering*

**Kolvoord, Robert A.** 17-048 \$74,772.00

*Department Total* **\$74,772.00**

*Computer Science*

**Bowers, John C.** 16-290 \$14,388.00

**Mayfield, Christopher S.** 16-151 \$111,715.00

*Department Total* **\$126,103.00**

*Engineering*

**Gipson, Kyle G.** 17-074 \$5,000.00

**Henriques, Justin J.** 17-078 \$2,000.00

Holland, S. Keith

Nagel, Robert L.

**Nagel, Jacquelyn K.** 17-046 \$5,000.00

**Ogundipe, Adebayo A.** 17-146 \$38,517.00

Coffman, Jennifer E.

**Pierrakos, Olga** 17-027 \$172,631.00

*Department Total* **\$223,148.00**

*Integrated Science and Technology*

**Benzing, Thomas R.** 17-070 \$4,000.00

**Brent, Robert N.** 17-148 \$31,982.00

**Brent, Robert N.** 17-133 \$43,611.00

**McKown, Robert L.** 17-238 \$74,248.00

Raab, Ronald W.

**McKown, Robert L.** 17-208 \$34,537.00

Raab, Ronald W.

**McKown, Robert L.** 17-032 \$34,537.00

Raab, Ronald W.

**Miles, Jonathan J.** 17-134 \$40,000.00

**Miles, Jonathan J.** 17-158 \$20,000.00

Daly, Paula S.

Holland, S. Keith

**Miles, Jonathan J.** 17-324 \$15,000.00

Miles, Jonathan J.	17-223	\$20,000.00
Miles, Jonathan J.	17-175	\$91,351.00
Miles, Jonathan J.	17-011	\$10,704.33
Miles, Jonathan J.	17-135	\$4,000.00
Nash, Carole L.	16-339	\$1,264.38
Nash, Carole L.	16-302	\$25,000.00
Nash, Carole L.	17-215	\$9,618.94
Nash, Carole L.	17-043	\$8,087.96
Geier, Clarence R.		
Pangle, Remy M.	17-034	\$20,000.00
Pangle, Remy M.	17-323	\$5,000.00
<b><i>Department Total</i></b>		<b>\$492,941.61</b>
<b><i>College Total</i></b>		<b>\$932,277.61</b>

---



---

**College of Science and Mathematics**


---



---

**Awarded Amount**
***Biology***

Enke, Raymond A.	17-177	\$7,726.00
Enke, Raymond A.	17-121	\$100,000.00
Gabriele, Mark L.	16-315	\$427,773.00
Gray, Lincoln C.		
Ludwig, Patrice J.	17-230	\$1,000.00
May, Christine L.	16-124	\$24,280.00
Monroe, Jonathan D.	16-126	\$215,088.00
Berndsen, Christopher E.		
Monroe, Jonathan D.	17-274	\$700.00
Parker, M. Rockwell	16-250	\$80,225.87
Parker, M. Rockwell	17-038	\$16,500.00
Renfroe, Michael H.	17-184	\$10,000.00
Vidal, George	17-226	\$1,250.00
Wunderlich, Roshna E.	17-225	\$720.00
<b><i>Department Total</i></b>		<b>\$885,262.87</b>

***Chemistry & Biochemistry***

DeVore, Tom C.	17-036	\$12,000.00
Downey, Daniel M.	17-249	\$8,000.00
Downey, Daniel M.	17-142	\$30,000.00
Watkins, Linette M	17-161	\$12,000.00
Wright, Nathan T.	16-104	\$291,621.00
<b><i>Department Total</i></b>		<b>\$353,621.00</b>

*Geology and Environmental Science*

<b>Eaton, L. Scott</b>	17-224	\$719.37
<b>Haynes, John T.</b>	17-131	\$10,827.10
<b>Johnson, Elizabeth A.</b> Liu, Christie	16-111	\$198,840.00
<b>St. John, Kristen E.</b>	17-073	\$9,700.00
<b>St. John, Kristen E.</b>	17-106	\$92,142.00
<b>Whitmeyer, Steven J.</b> Pyle, Eric J.	17-110	\$36,875.00
<b><i>Department Total</i></b>		<b>\$349,103.47</b>

*Mathematics and Statistics*

<b>Al Hajj Shehadeh, Hala Y</b> Webb, John J.	16-119	\$6,250.00
<b>Tongen, Anthony L.</b> Jones, Brant C.	16-048	\$76,315.00
<b><i>Department Total</i></b>		<b>\$82,565.00</b>

*Physics & Astronomy*

<b>Fukumura, Keigo</b> Scully, Sean T.	17-102	\$54,064.00
<b>Giovanetti, Kevin L.</b>	17-037	\$4,044.17
<b>Niculescu, M. Ioana</b> Giovanetti, Kevin L. Niculescu, Gabriel	16-121	\$110,000.00
<b>Scarel, Giovanna</b> Utter, Brian C.	17-013	\$76,420.00
<b><i>Department Total</i></b>		<b>\$244,528.17</b>

---

***College Total*** **\$1,915,080.51**

---

---

**Libraries and Educational Technologies** **Awarded Amount**

---

---

*Research and Education Services*

<b>Schubert, Carolyn F.</b> Lam, Christina K.	17-033	\$2,000.00
<b><i>Department Total</i></b>		<b>\$2,000.00</b>
<b><i>College Total</i></b>		<b>\$2,000.00</b>

---

---

**Research and Scholarship** **Awarded Amount**

---

---

*Center for International Stabilization & Recovery*

<b>Fiederlein, Suzanne L.</b> Rutherford, Kenneth R.	16-178	\$396,412.00
<b>Fiederlein, Suzanne L.</b> Aldrich, Lindsay A.	17-270	\$100,000.00

Rutherford, Kenneth R.	17-055	\$561,500.00
Rutherford, Kenneth R.	17-008	\$156,935.00
Rutherford, Kenneth R.	17-255	\$165,420.00
Rutherford, Kenneth R.	16-334	\$149,999.01
Rutherford, Kenneth R.	17-278	\$1,449.00
Rutherford, Kenneth R.	17-279	\$29,996.31

***Department Total*** **\$1,561,711.32**

*Madison Center for Community Development*

Swartz, Nicholas J.	17-016	\$8,808.00
Blake, Charles H.		
Mayhew, Frederick D.		

***Department Total*** **\$8,808.00**

*Research and Scholarship*

Delp, Benjamin T.	17-083	\$168,664.00
-------------------	--------	--------------

***Department Total*** **\$168,664.00**

*Virginia Clean Cities*

Harned, Alleyn S.	17-164	\$45,000.00
Harned, Alleyn S.	17-144	\$12,000.00
Harned, Alleyn S.	17-010	\$9,173.00
Harned, Alleyn S.	17-005	\$174,730.00
Harned, Alleyn S.	16-253	\$40,000.00
Harned, Alleyn S.	17-300	\$4,019.00

***Department Total*** **\$284,922.00**

---

***College Total*** **\$2,024,105.32**

---

<b>University Programs/University Studies</b>	<b>Awarded Amount</b>
---	-----------------------

---

*Center for Assessment & Research Studies*

Fulcher, Keston H.	17-087	\$45,000.00
--------------------	--------	-------------

***Department Total*** **\$45,000.00**

*Interdisciplinary Liberal Studies Department*

Linder, George F.	17-079	\$5,200.00
-------------------	--------	------------

***Department Total*** **\$5,200.00**

---

***College Total*** **\$50,200.00**

---

***Grand Total*** **\$16,018,440.28**