

**James Madison University
Office of Institutional
Research**

**Class of 2006
Graduate School and Employment Survey**

**Conducted By:
Office of Institutional Research
James Madison University
September 2006**

CLASS OF 2006

**GRADUATE SCHOOL AND
EMPLOYMENT SURVEY**

**Office of Institutional Research
James Madison University**

September 2006

A comprehensive follow-up study of 2006 JMU graduates,
August 2005, December 2005, and May 2006, including
information on employment and graduate school pursuits.

Table of Contents

Forward	1
Methodology.....	3
National Hiring Trends.....	5
Summary of National Hiring Trends	7
Employment Trends and Advice for New College Graduates.....	8
Class of 2006	9
Class of 2006 Survey Highlights	11
Class of 2006 Employment Status.....	16
Location of 2006.....	17
Graduates by College.....	17
2006 College of Arts and Letters.....	19
College of Arts and Letters Survey Highlights.....	21
2006 College of Arts and Letters Employment Status.....	25
College of Arts and Letters Employment Information	26
2006 College of Business	31
College of Business Survey Highlights	33
2006 College of Business Employment Status	37
2006 College of Business	38
Employment Information.....	38
2006 College of Education	45
College of Education	47
Survey Highlights	47
2006 College of Education	50
Employment Status.....	50
2006 College of Education	51
Employment Information.....	51
Teacher Education Programs	52
2006 College of Integrated Science and Technology	55
College of Integrated Science and Technology	57
Survey Highlights.....	57
2006 College of Integrated Science and Technology Employment Status	61
2006 College of Integrated Science and Technology Employment Information.....	62
2006 College of Science and Mathematics	67
College of Science and Mathematics Survey Highlights.....	69
2006 College of Science and Mathematics Employment Status.....	73
2006 College of Science and Mathematics Employment Information	74
2006 College of Visual and Performing Arts	75
College of Visual and Performing Arts Survey Highlights	77
College of Visual and Performing Arts Employment Status	81
2006 Visual and Performing Arts Employment Information.....	81
2006 Graduate and Professional School Attendance.....	83
2006 Graduates Enrolled in Law School.....	85
2006 Graduates, by JMU Major, Enrolled in Law School.....	85
2006 Graduates Enrolled in MBA Programs.....	86
JMU Graduates Applying to Allopathic Medical Programs.....	86
2006 Graduates Pursuing Graduate or Professional School	87
Survey Instrument.....	94
Survey of Employment and Graduate School Enrollment Summer 2005, December 2005 and May 2006 Graduates	96

Forward

This comprehensive employment survey of James Madison University graduates is designed to meet the diverse career information needs of the faculty, administration, students and parents. It includes information on the employment and graduate school pursuits of August 2005, December 2005, and May 2006 graduates during their first year following graduation. Documented are Bachelor's degree recipients in programs from all colleges on campus.

The Office of Institutional Research (OIR) publishes information on job title, employer, and location for each employed graduate who responded to the survey. In an effort to assess job opportunities attained by the most recent JMU graduates, survey questions help distinguish between full-time and part-time employment. Outlined in the survey highlights section for each college is information about the percentage of employed graduates in full-time and part-time positions.

The report also includes a summary of national employment trends for recent college graduates. Through these national trends, one views the pursuits of recent JMU graduates from a broader perspective. Job search advice for graduates seeking employment is also included. We hope that this report will continue to provide useful information to those who need it.

This report would not be possible without the significant contribution of time and talent on the part of our graduate assistant. For additional information concerning the survey, please contact JMU Office of Institutional Research at 540.568.6830.

Methodology

The Office of Institutional Research collected data collection via the web of August and December 2005 and May 2006 graduates. The purpose of this study was to gain information about their graduate school and employment experiences and to provide information to several JMU colleges for accreditation reporting. All email addresses came from JMU's official data and alumni were notified within 60 days after graduation, before email addresses expired. OIR contacted alumni on three occasions to encourage them to respond to the survey. Thirty-four percent of the graduates responded.

We organized undergraduate information initially by college and then by major. A demographic breakdown of the location of 2006 graduates employed or in graduate school is also included in this report. Data on the percentage of graduates employed in the field of their choice is a continuing feature in this report and helps to assess the level of job satisfaction among recent graduates. To maintain confidentiality, we do not report salary information for majors with fewer than three (3) salaries; however, such figures are calculated in the salary average for each undergraduate college. In addition, response rates to each question may vary, as the total number of respondents did not answer all questions.

National Hiring Trends

Summary of National Hiring Trends

The following employment and recruiting trends have been adapted from *2005-2006 Recruiting Trends* by Career Services and Placement, Collegiate Employment Research Institute at Michigan State University. In all, 582 employers nationwide participated in the Michigan State study. These employers represented organizations in business, government, and industry. Their responses serve to highlight the job market for new college graduates.

Key findings from this year include:

- Forty-seven percent (47%) of respondents have set definite hiring targets for 2006-05, an improvement of 6% over last year; 72% will increase hiring or hire at the same levels as last year.
- Employers with definite plans to hire will stimulate a 23% expansion in job opportunities; those companies facing more uncertainty will actually decrease hiring by 20%.
- Among bachelor's graduates, the most sought after majors are accounting, marketing, and all business. A growing number of sales positions await these graduates.
- Computer science graduates will find an expanding market, even though the number of companies seeking them remains small compared to the dot.com craze. IT trained individuals are finding opportunities across all sectors of the economy. This pattern is good news for a segment of the labor market that has been misaligned for several years.
- Small employers are increasing their hiring after sitting out last year. These employers are still cautious, worried about rising health care costs and its impact on job growth.
- Public agencies will not expand hiring this year, except for security related positions. State agencies will continue to shrink employment opportunities.
- The MBA labor market shows signs of life after four terrible years. While the growth is not as robust as for other degrees, the modest expansion of 7% is welcome.
- Two key factors are shaping the labor market: productivity demands and skill requirements.
- Starting salaries will increase for associates and bachelor's degree graduates by 3% to 7%; MBAs will see little growth in salaries.

Employment Trends and Advice for New College Graduates

Employers responding to the survey made note of the following trends and advice for helping new college graduates:

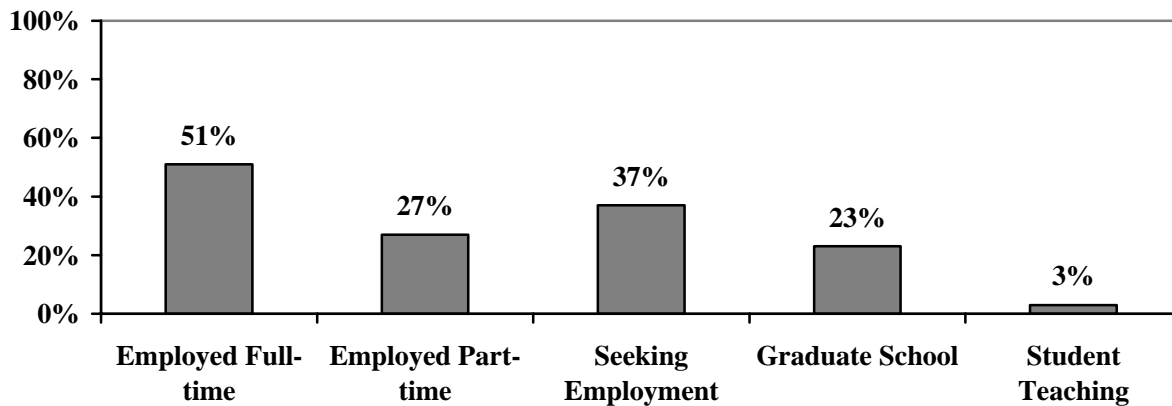
- New graduates should have the ability to produce results quickly and to apply theories from the classroom to the work environment. The quick pace of the work environment and corporate culture makes it essential for graduates to produce at fast rates.
- New graduates need to be academically prepared in their discipline as it pertains to their employment – this is considered a given by employers.
- Skills that are a must include, critical thinking/problem solving, intelligence and common sense, willingness to learn quickly and continuously, and work related experiences that produce an understanding of the workplace.
- Involvement in student organizations is very important to employers although they rated internship, summer job and co-op experiences as extremely important.
- Employers cited the following competencies and skills as being important for college graduates to possess strong communication skills, computer skills, leadership, teamwork, and interpersonal skills.
- Employers view internships and practicum experiences as valuable for college graduates. College students are encouraged to seek out as many internships as possible, go to informational meetings held by employers, and think about the activities they enjoy doing and the ones they do best.
- Be patient with getting ahead. Learn to progress slowly within the corporate culture. Be sure to maintain realistic expectations and learn to gain skills within a job instead of concentrating on the highest salary.
- New hires should learn to understand the big picture within an organization. Remember there is a broad perspective to every organization. Learn how your position fits within the organization and be willing to gain experiences beyond your scope of expertise.
- Resourcefulness is essential when beginning a new position. It is becoming more important for graduates to learn to do more with less. Graduates should listen to seasoned professionals and use initiative and innovative skills to accomplish assigned tasks.
- Understanding political correctness and treating others with respect will influence your ability to be an effective team player. Awareness of diversity issues is imperative in a multicultural work atmosphere.

Class of 2006

Class of 2006 Survey Highlights

- ◆ The Class of 2005-2006 had 3,446 graduates earning bachelor's degrees awarded through each of the six colleges on campus. This report contains information on 1,099 graduates, a response rate of 32%. Also, note that the number of graduates represents those recorded as graduating at the time the data were extracted for this survey. Official graduation statistics is located in the JMU Statistical Summary published by the Office of Institutional Research.
- ◆ The graph below displays the percentage of respondents who indicated current employment, graduate school attendance, or student teaching. These are not mutually exclusive. For example, some graduates are employed full-time and attending graduate school.

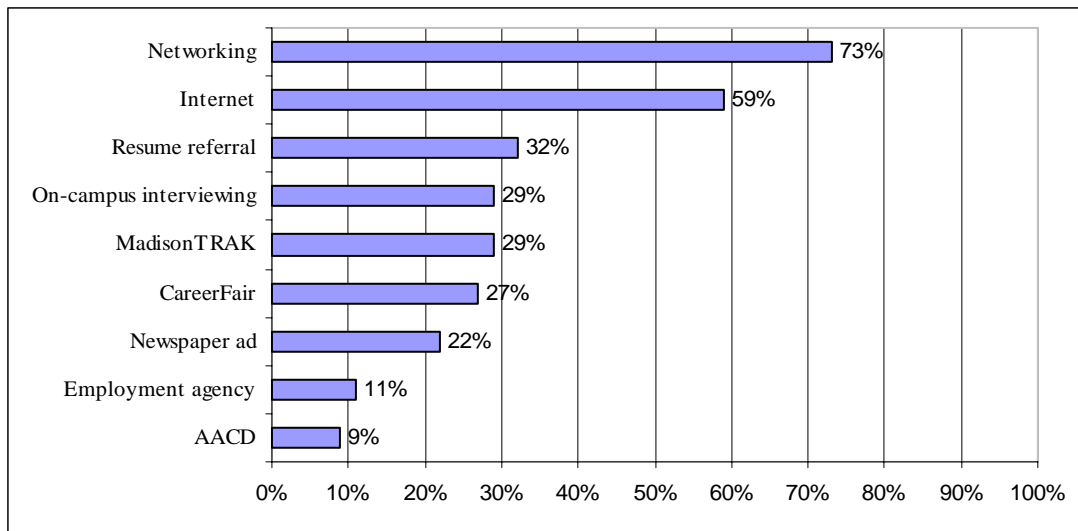
Class of 2006



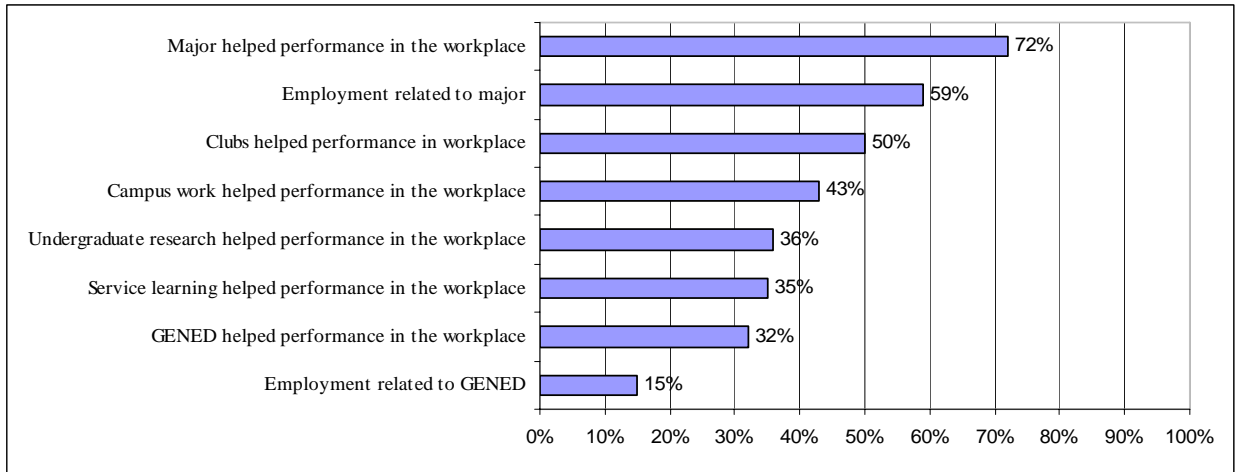
- ◆ Fifty-one percent (51%) are employed full-time and 27% part-time. Some individuals hold both full- and part-time jobs, so the total number employed is less than the full- and part-time employed totaled.
- ◆ Ninety-four percent (94%) of those employed full-time, and who responded to this question, are employed in professional positions.
- ◆ Thirty-seven percent (37%) are seeking employment.
- ◆ Twenty-three percent (23%) are pursuing graduate studies, either full-time or part-time. For more details on graduate school enrollment, see page 83.
- ◆ Law school enrollment showed 20 graduates with 9 different majors attending 15 different schools. For more details on law school enrollment, see page 83.
- ◆ The number of graduates obtaining admission into Dentistry, Medicine, Nursing, Occupational Therapy, Physical Therapy, Physician Assistant Program, and Veterinary Medicine totaled 40. Additional data provided by the Pre-health Advising and Evaluation Service of the JMU Institute for Innovation in Health and Human Services on medical school applicants can be found on page 86 of this document.

- ◆ Ninety-seven percent (97%) of alumni would recommend JMU to a colleague, friend, or relative.
- ◆ Sixty-seven percent (67%) of alumni are satisfied with the quality of the General Education Program at JMU.
- ◆ At least 50% of JMU alumni seeking employment found networking and using the Internet helpful (very or somewhat) in finding a professional job.
- ◆ Alumni reported that their major helped them perform in the workplace.
- ◆ Forty-three percent (43%) feel that their JMU major prepared them for graduate school. Please note that fewer than five people responded to this question.
- ◆ At least 70% of alumni reported that JMU's General Education Program benefited them most in terms of helping them become informed citizens, improving their information literacy, critical thinking, and communication skills.
- ◆ At least 70% of alumni intend to keep in contact with JMU through JMU's web site, visits to campus, homecoming, and email or phone contact with former faculty or staff.

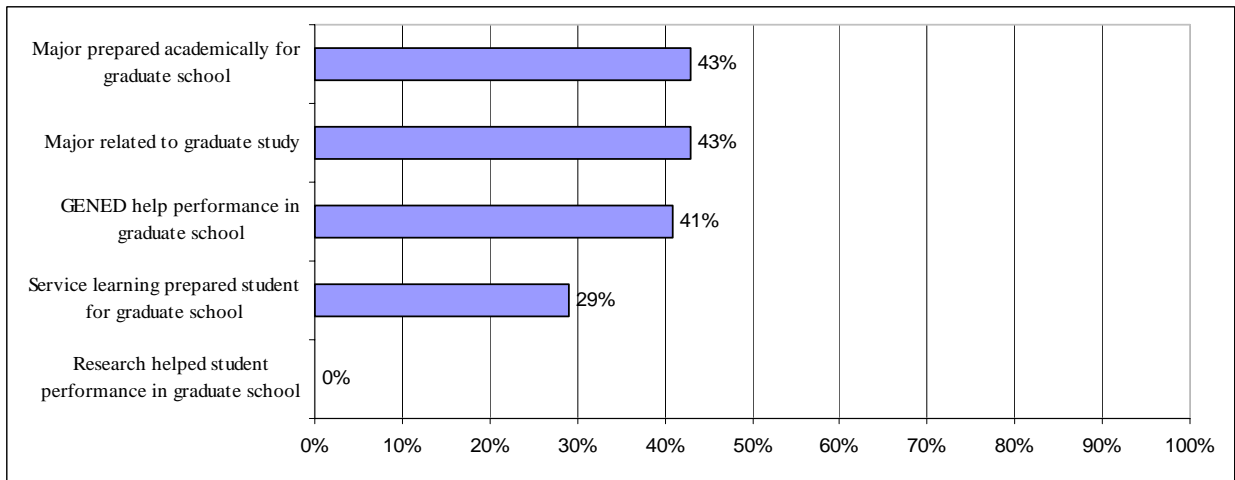
Employment Resources and Experiences



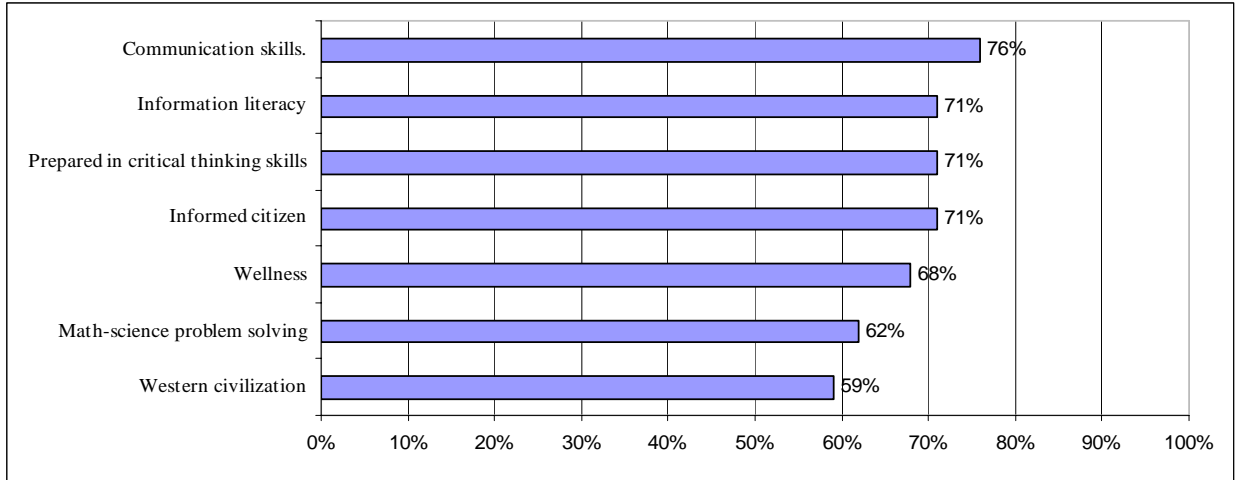
Relationship between JMU Major and Employment



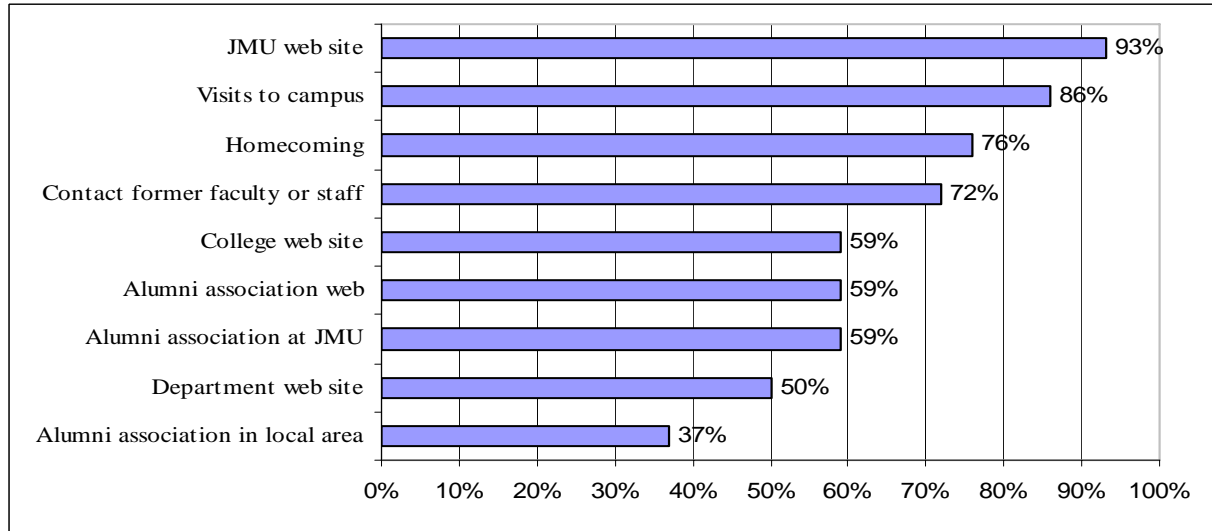
Relationship between JMU Major and Graduate School Experiences



How Well JMU's GENED Program Prepared Students in Each Area



Anticipated Future Contact with JMU by Alumni



- ◆ For purposes of this report, we categorized undergraduate students by their declared primary major. Seventy-four bachelor's degree recipients completed requirements for a second major. The following is a list of the 25 disciplines declared as second majors by 2006 graduates.

Major	Number of alumni	Major	Number of alumni
Accounting	2	Management	3
Anthropology	1	Marketing	1
Art History	1	Mathematics	5
Biology	1	Media Arts & Design	8
Communication Studies	2	Modern Foreign Language	12
Computer Information Systems	1	Philosophy & Religion	4
Economics	4	Political Science	2
English	6	Psychology	1
Finance	9	Public Administration	1
History	1	Sociology	1
International Affairs	1	Technical & Scientific	4
International Business	1	Theatre & Dance	1
Kinesiology	1	TOTAL	74

- ◆ Alumni reported employment in a widespread geographic area with 63% employed in Virginia and 37% employed in locations out-of-state. Although the vast majority of graduates continue to be concentrated along the east coast, the Class of 2006 is in 22 states, the District of Columbia, and 8 foreign countries. The chart on page 17 provides more detail.
- ◆ The male-female ratio in the Class of 2006 was 61% female and 39% male.

Class of 2006 Employment Status

College	Total Graduates	Responses	Response Rate	Employed Full-time	Employed Part-time	Seeking Employment	Graduate School	Student Teaching
College of Arts and Letters	982	309	31%	116	76	125	57	3
College of Business	825	316	38%	203	54	73	44	6
College of Education	168	50	30%	14	20	15	23	13
College Integrated Science and Technology	1014	299	29%	117	76	86	64	0
College of Science and Mathematics	206	67	33%	20	13	25	21	2
College of Visual and Performing Arts	252	57	23%	19	20	30	5	2
TOTAL	3447	1098	32%	490	259	354	214	26

Location of 2006 Graduates by College

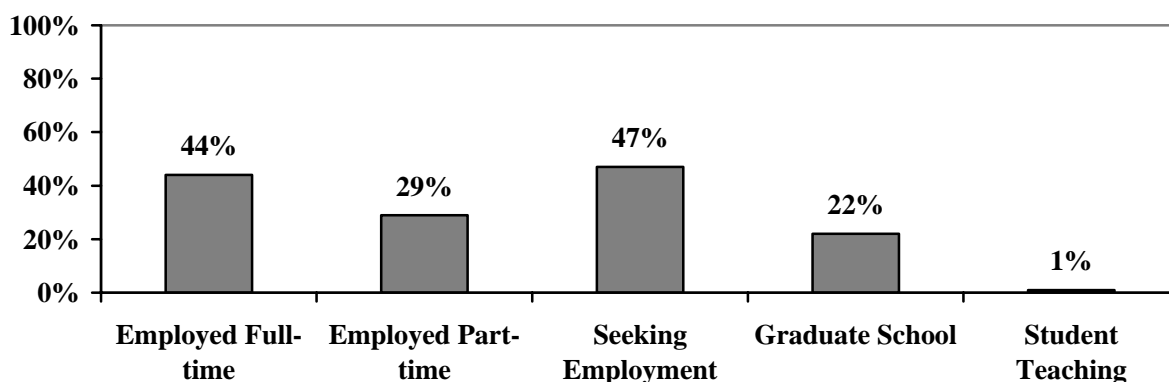
State	College of Arts and Letters	College of Business	College of Education	College of Science and Mathematics	College of Integrated Science and Technology	College of Visual and Performing Arts	TOTAL
AK	1	0	0	0	1	0	2
CA	0	1	1	2	0	0	4
CO	1	0	1	1	0	0	3
CT	0	1	0	0	0	0	1
DC	18	16	1	9	1	2	47
FL	1	2	0	1	0	1	5
GA	0	1	0	1	0	0	2
IL	0	2	1	0	0	1	4
KS	0	0	0	1	0	0	1
LA	0	0	1	0	0	0	1
MA	1	1	0	0	0	1	3
MD	10	12	0	13	1	1	37
NC	5	4	2	4	0	0	15
NJ	0	8	0	3	1	0	12
NY	4	10	0	3	1	0	18
PA	0	3	0	1	1	1	6
SC	0	1	0	0	0	0	1
TN	1	0	0	0	0	0	1
TX	0	1	0	1	1	0	3
VA	57	129	6	71	10	11	285
VT	0	0	0	0	1	0	1
WA	0	0	0	1	0	0	1
TOTAL	99	192	13	112	18	18	452

2006 College of Arts and Letters

College of Arts and Letters Survey Highlights

- ◆ The College of Arts and Letters granted 982 undergraduate degrees in 2005-2006. We contacted these graduates and had 309 respondents for a response rate of 31%.
- ◆ The graph below displays the percentage of respondents who indicated current employment, graduate school attendance, or student teaching. These are not mutually exclusive. For example, some graduates are employed full-time and attending graduate school.

Class of 2006



- ◆ Forty-four percent (44%) of respondents are employed full-time and 29% part-time. Some individuals hold both full- and part-time jobs, so the total number employed is less than the full- and part-time employed totaled.
- ◆ Seventy-two (72%) of those employed full-time are in professional positions.
- ◆ Forty-seven percent (47%) of the graduates reported to be still seeking employment at the time of the survey.
- ◆ The percentage of graduates pursuing further study, full-time or part-time, is 22%. For more details on graduate school enrollment, see page 83.
- ◆ Graduates from Arts and Letters report employment in a wide geographic range: 55% in Virginia and 45% out of state, including four alumni working outside of the United States.
- ◆ For the 94 College of Arts and Letters graduates who reported their full-time salary, average and median full-time salaries are \$32,118 and \$34,000, respectively. (The following table contains salary information for each major with three or more salaries.)

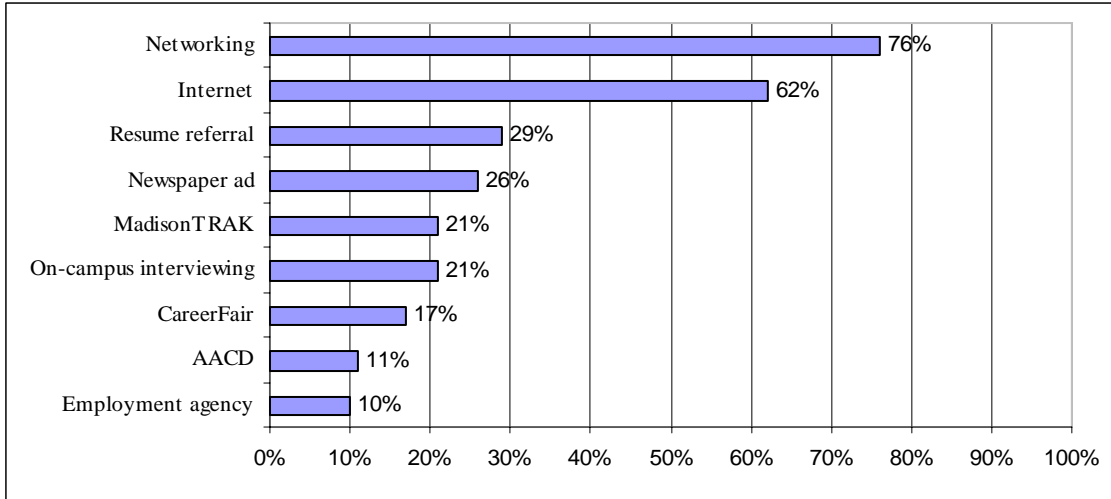
Primary major at JMU	N	Minimum	Maximum	Mean	Std. Deviation	Median
Anthropology**	2					
Communication Studies	17	\$24,500	\$60,000	\$36,957	\$9,173	\$37,917
English	15	\$10,800	\$40,000	\$29,517	\$10,772	\$30,000
History	5	\$21,120	\$48,000	\$38,224	\$12,356	\$46,000
Interdisciplinary Social Science**	1					
International Affairs	6	\$21,528	\$45,000	\$31,255	\$8,226	\$30,500
Media Arts & Design	15	\$18,000	\$47,008	\$34,801	\$8,361	\$37,000
Modern Foreign Languages	0					
Philosophy & Religion**	2					
Political Science	15	\$10,498	\$40,000	\$31,329	\$6,692	\$32,000
Public Administration	6	\$27,200	\$40,000	\$32,367	\$5,123	\$31,000
Sociology	6	\$21,000	\$40,000	\$30,117	\$7,531	\$29,000
Technical & Scientific Communication**	1					
TOTAL	91	\$10,498	\$60,000	\$33,056	\$9,233	\$35,000

* Total includes those employed full-time.

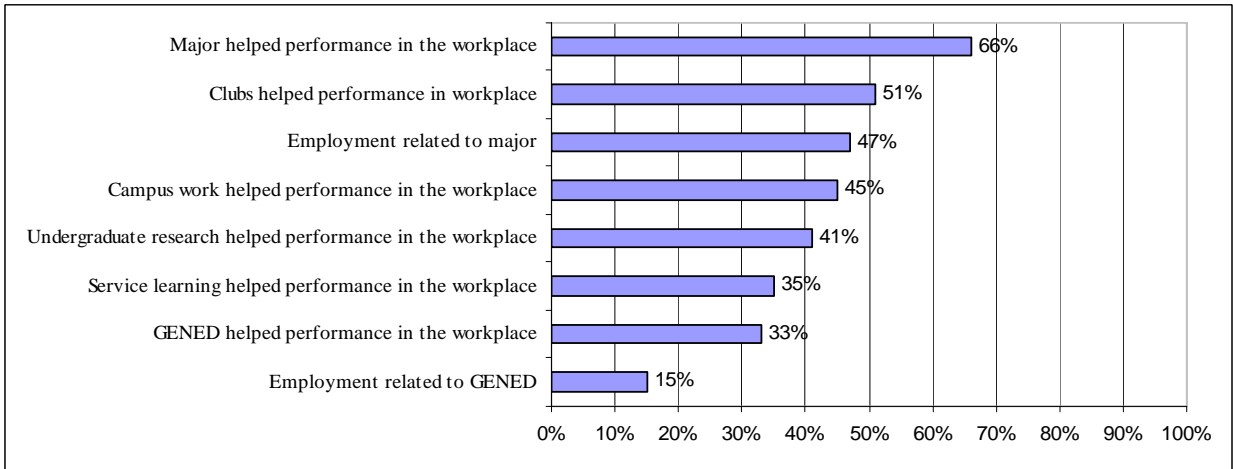
** Income is not reported where fewer than three graduates responded. The total for the College includes all responses.

- ◆ Fifty-two (52) College of Arts and Letters graduates reported their part-time salary income. The average and median salaries are \$13,309 and \$10,000, respectively.
- ◆ Ninety-seven percent (97%) of alumni would recommend JMU to a colleague, friend, or relative.
- ◆ Sixty-nine percent (69%) of alumni are satisfied with the quality of the General Education Program at JMU.
- ◆ At least 50% of JMU alumni seeking employment found networking and using the Internet helpful (very or somewhat) in finding a professional job.
- ◆ Sixty-six percent (66%) of alumni reported that their major helped them perform in the workplace.
- ◆ At least 70% of alumni reported that JMU's General Education Program benefited them most in terms of helping them to develop communication skills, to become informed citizens, to improve their information literacy and their critical thinking skills.
- ◆ At least 70% of graduates intend to keep in contact with JMU through JMU's web site, visits to campus, homecoming, and email or phone former faculty or staff.

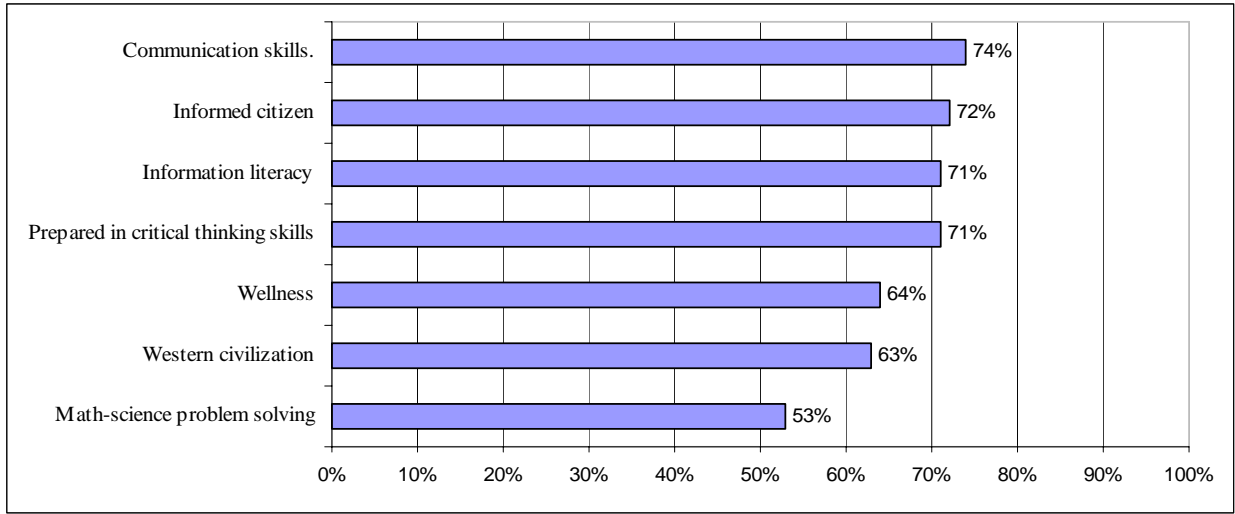
Employment Resources and Experiences



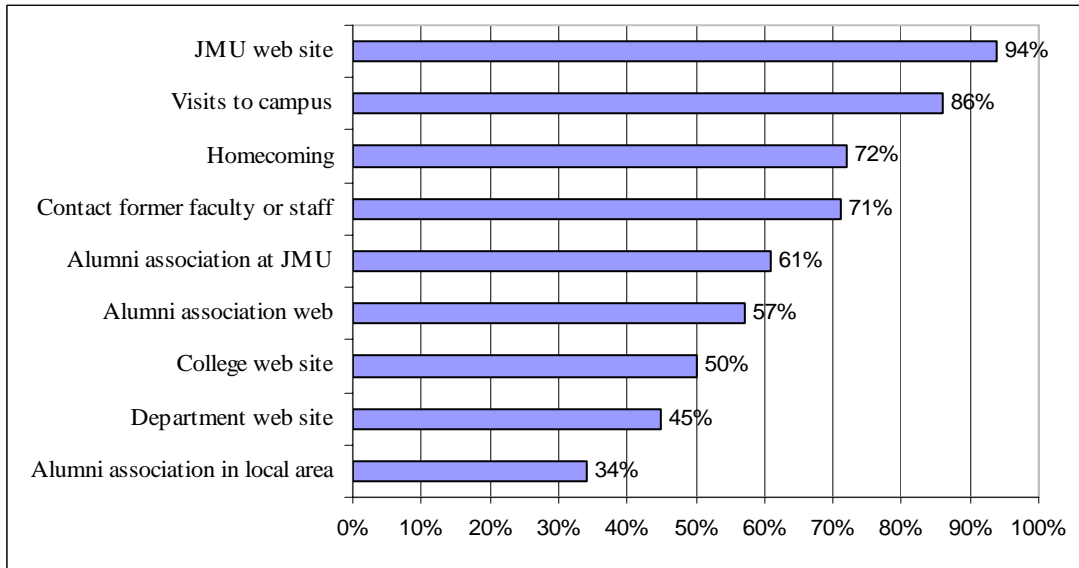
Relationship between JMU Major and Employment



How Well JMU's GENED Program Prepared Students in Each Area



Anticipated Future Contact with JMU by Alumni



2006 College of Arts and Letters Employment Status

Major	Total Graduates	Responses	Response Rate	Employed Full-time	Employed Part-time	Seeking Employment	Graduate School	Student Teaching
Anthropology	43	12	28%	2	7	8	1	0
Communication Studies	140	43	31%	22	7	18	7	0
English	159	45	28%	16	10	14	13	0
History	83	21	25%	8	7	10	2	0
Interdisciplinary Social Science	52	16	31%	1	5	5	8	1
International Affairs	54	21	39%	9	3	8	4	1
Media Arts & Design	142	44	31%	16	12	22	4	0
Modern Foreign Languages	28	7	25%	1	3	2	3	0
Philosophy & Religion	36	11	31%	4	5	5	2	0
Political Science	117	54	46%	21	12	17	13	1
Public Administration	42	10	24%	7	2	4	0	0
Sociology	65	19	29%	7	2	9	2	0
Technical & Scientific Communication	21	6	29%	2	1	3	1	0
TOTAL	982	309	31%	116	76	125	60	3

College of Arts and Letters Employment Information

Employer	Position	City	State
Anthropology			
KPMG	Staff Accountant	Washington	DC
Rare Environmental conservation NPO)	Administrative Assistant	Arlington	VA
Communication Studies			
	Investor Relations/Administrative Assistant	McLean	VA
2-10 Home Buyers Warranty	Marketing Representative	Chesapeake	VA
American Psychological Association	Marketing and Publicity	Washington	DC
Amerprise Financial	Financial Advisor	Richmond	VA
Anmarie Garden	Assistant to Events Coordinator	Solomons	MD
Apex Systems Inc.	Recruiter	Fairfax	VA
Cherry Bekaert & Holland, LLP	Accountant	Richmond	VA
Department of Defense; Civilian Personnel	HR Specialist in Compensation	Washington	DC
English Language Institute China	English Teacher (University)		China
ePlus	Graduate Trainee	Herndon	VA
IBM	Consultant	Bethesda	MD
James Madison University	Admissions Counselor	Harrisonburg	VA
Lion Share Communications	Assistant Event Planner	Annandale	VA
March of Dimes	Northern Virginia Community Director	Arlington	VA
Memorial Sloane Kettering Cancer Center	Session Assistant	New York	NY
Monarch Title	Finance Department	McLean	VA
Non profit	Recruitment Specialist	Richmond	VA
Randstad	Associate Agent	Washington	DC
Richmond Ballet	Community Relations Manager	Richmond	VA
The Ivy Group	Marketing Specialists	Charlottesville	VA
U.S. Department of Defense	Human Resources Specialist	Arlington	VA
Walt Disney World	Event Planner	Orlando	FL
English			
	Teacher		
Birch, Stewart, Kolasch, & Birch	New Cases Specialist	Fairfax	VA
Bon Secour Richmond	Registered Nurse	Richmond	VA
ITN networks	Media Buying assistant	New York	NY
James Madison University	Research Assistant	Harrisonburg	VA

Employer	Position	City	State
James Madison University	Program Coordinator	Harrisonburg	VA
Joy Market	Clerk	Harrisonburg	VA
Lynchburg City Schools	English Teacher	Lynchburg	VA
May Supply	Kitchen and Bath Showroom Consultant	Harrisonburg	VA
Pirate's Cove Big Game Tournament	Assistant Tournament Director of PCBGT	Manteo	NC
Rio Grande Cafe	Server	Bethesda	MD
Sentara Healthcare	Data Entry Clerk	Suffolk	VA
Symphony Orchestra	Orchestra	Goiania	
The Daily News-Record	Editorial Assistant	Harrisonburg	VA
Things Remembered	Assistant Manager	Fairfax	VA
Verizon Communications	Intern	Smithtown	NY

History

Accenture	Client Financial Management	Reston	VA
Corporate Executive Board	Associate	Washington	DC
Federal Government	Visual Information Specialist	Washington	DC
Peace Corps	Teaching English as a Foreign Language		
The Thomas Jefferson Foundation	Archaeologist	Charlottesville	VA
U.S. Supreme Court Police Department	Officer	Washington	DC

Interdisciplinary Social Science

Depot Grille	Server	Staunton	VA
--------------	--------	----------	----

International Affairs

Alley Cat Allies	Administrative Assistant	Bethesda	MD
ARAMARK Harrison Lodging	Human Resources Assistant	Denali National Park	AK
Commonwealth's Attorney (FFX County)	Management Analyst I	Fairfax	VA
Peace Corps	Natural Resource Management Extension		
RJI Government Strategies	Junior Associate	Washington	DC
The Cato Institute	Conference Assistant	Washington	DC
Welkin Associates, Ltd.	Business Operations	Chantilly	VA
YMCA of the NorthShore	Gymnastics Coach/Camp Instructor	Beverly	MA

Employer	Position	City	State
Media Arts & Design			
Axiom Insight	Data Acquisitions Specialist	Broomfield	CO
ARAMARK	Marketing Programs Manager	Greensboro	NC
Art Hamilton	Professor	Harrisonburg	VA
Clear Channel Communications	Radio Advertising Account Executive	Washington	DC
Constellation NewEnergy		Baltimore	MD
Democratic Party of Virginia	Finance Assistant	Richmond	VA
Diocese of Arlington Private schools	11th and 12th Grade English Teacher	Arlington	VA
Food Allergy & Anaphylaxis Network	Youth Program Manager	Fairfax	VA
Hilldrup Moving and Storage	Operations Dispatcher	Richmond	VA
Interface Media	Client Services	Washington	DC
NSA	IADP Program		MD
Ruby Tuesday	Bartender	Wilmington	NC
Skyline	Account Assistant	Chantilly	VA
SYColeman	Multimedia Specialist on Army	Arlington	VA
SYColeman	Multimedia Specialist	Arlington	VA
The Virginian-Pilot	Advertising Sales & Marketing Executive	Virginia Beach	VA
Modern Foreign Languages			
EOP Group	Economics and Finance	Washington	DC
Philosophy & Religion			
Embassy of Israel	Officer of Public and Academic Affairs	Washington	DC
Feld Entertainment	Risk Manager	Vienna	VA
Harry and David	Manager/Keyholder	Fairfax	VA
Political Science			
	Analyst		VA
	Paralegal	Baltimore	MD
Alcalde & Fay	Staff Assistant	Arlington	VA
Americorps	Environmental Educator	Knoxville	TN
Atlantic Coast Athletic Club	Aquatics Manager	Charlottesville	VA
Corporate Executive Board	Sales and Marketing Associate	Washington	DC
Finnegan & Henderson LLP	Litigation Clerk	Washington	DC
Georgetown Learning Center	Associate Director	Charlottesville	VA
Georgetown University Hospital		Washington	DC
Inova Healthcare systems	Nurse	Fairfax	VA

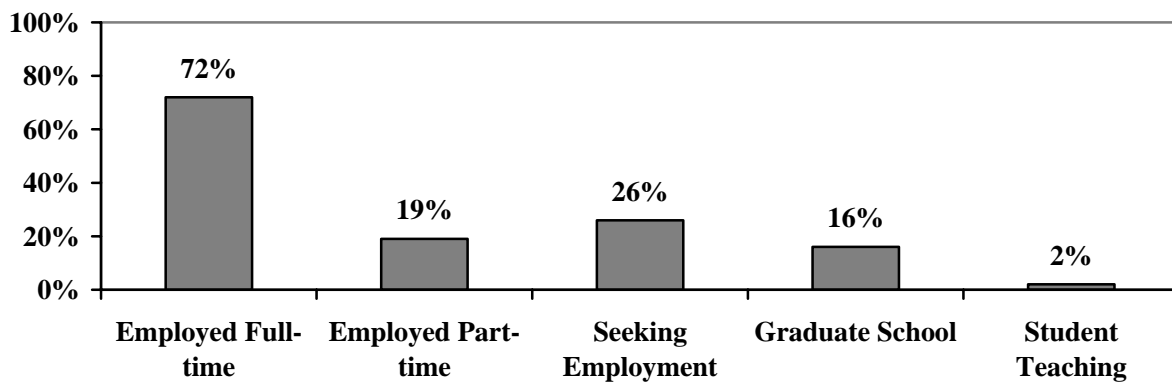
Employer	Position	City	State
Office of Naval Intelligence	Intelligence Analyst	Washington	DC
Primerica Financial Services	Financial Analysis	Dulles	VA
Prudential Financial	Relocation Associate	Washington	DC
United States Army	Platoon Leader	Ft. Bragg	NC
United States Army			
United States Marine Corps / DOD	2nd Lt.		
US Government: Census Bureau	Statistician Grade 7	Suitland	MD
Virginia Alcohol Safety Action Program	Case Manager	Culpepper	VA
Virginia Beach City Public Schools	Teacher	Virginia Beach	VA
Public Administration			
DC Council	Constituent Services Specialist	Washington	DC
Loudoun General District Court	Deputy Clerk	Leesburg	VA
Nordstrom	Manager In Training-E-bar	Richmond	VA
Northwestern Mutual Financial Network	Financial Representative	Fairfax	VA
Office of Senator John McCain	Staff Assistant	Washington	DC
Penske Truck Leasing	Management Trainee	Richmond	VA
Sociology			
BT Conferencing		Chesapeake	VA
Castleland Child Care	Pre K Teacher	Castle Point	NY
Central Shenandoah Criminal Justice Training Academy	Media Arts Specialist	Weyers Cave	VA
Family Preservation Services	Day Treatment Counselor	Christiansburg	VA
Massanutten Resort	Sales Representative	Harrisonburg	VA
Public Defender Service	Investigator	Washington	DC
Wine Cellars of Annapolis	Sales Associate	Annapolis	MD
Technical & Scientific Communication			
Duke University School of Medicine	Grants and Contracts Assistant, Level X	Durham	NC
Morgan Stanley	Global Operations Analyst	Baltimore	MD

2006 College of Business

College of Business Survey Highlights

- ◆ The College of Business granted 825 undergraduate degrees in 2005-2006. We contacted these graduates and 316 responded to this survey, which represents a 38% response rate.
- ◆ The graph below displays the percentage of respondents who indicated current employment, graduate school attendance, or student teaching. These are not mutually exclusive. For example, some graduates are employed full-time and attending graduate school.

Class of 2006



- ◆ Seventy-two percent (72%) of respondents are employed full-time and 19% part-time. Some individuals hold both full- and part-time jobs, so the total number employed is less than the full- and part-time employed totaled.
- ◆ Sixteen percent (16%) of graduates are pursuing graduate study, either full-time or part-time. For more details on graduate school enrollment, see page 83.
- ◆ Ninety-nine percent (99%) of those employed full-time, and who responded to this question, report employment in professional positions.
- ◆ Twenty-six percent (26%) of graduates reported to be still seeking employment at the time of the survey.
- ◆ The geographic location of 2006 College of Business graduates is 66% remaining in Virginia and 34% living out-of-state, including two alumni working outside of the United States.

- ◆ For the 170 College of Business graduates who reported their full-time income, average and median salaries are \$44,044 and \$45,000 respectively. (The following table contains salary information for each major with three or more salaries.)

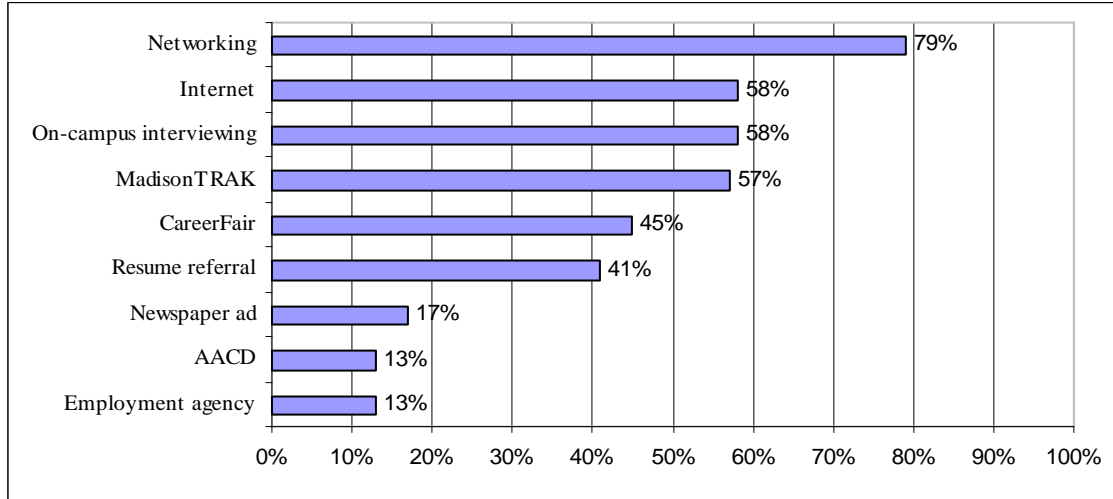
Primary major at JMU	N	Minimum	Maximum	Mean	Std. Deviation	Median
Accounting	40	\$30,000	\$54,000	\$47,175	\$5,588	\$50,000
Computer Information Systems	17	\$39,500	\$57,000	\$50,382	\$4,274	\$50,000
Economics	8	\$32,000	\$58,000	\$42,125	\$8,983	\$40,500
Finance	36	\$30,000	\$70,000	\$45,068	\$9,476	\$45,000
Hospitality & Tourism Management	13	\$24,000	\$43,000	\$33,154	\$5,097	\$33,000
International Business	6	\$28,000	\$50,000	\$40,250	\$9,358	\$41,250
Management	17	\$29,000	\$70,000	\$44,687	\$11,318	\$45,000
Marketing	31	\$20,800	\$75,000	\$40,430	\$11,565	\$38,300
Quantitative Finance**	2					
Total	170	\$20,800	\$75,000	\$44,044	\$9,506	\$45,000

* Total includes those employed full-time.

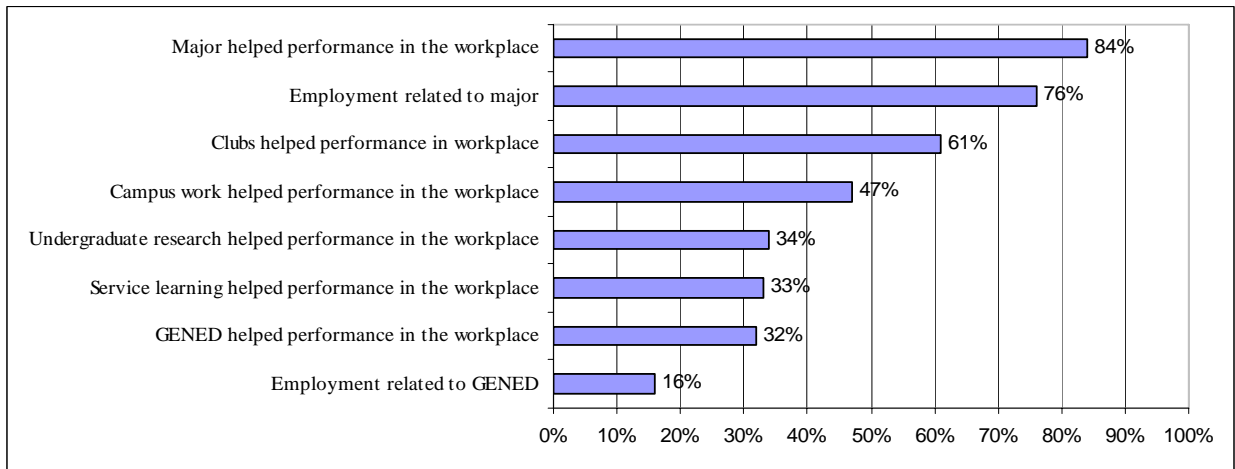
** Income is not reported where fewer than three graduates responded. The total for the College includes all responses.

- ◆ The College of Business had 48 graduates who reported their part-time income, with an average salary of \$14,504 and a median salary of \$12,000.
- ◆ Ninety-nine percent (97%) of alumni would recommend JMU to a colleague, friend, or relative.
- ◆ Sixty-eight percent (68%) of alumni are satisfied with the quality of the General Education Program at JMU.
- ◆ At least 50% of JMU alumni seeking employment found the following resources helpful (very or somewhat) in finding a professional job: networking, using the Internet, on-campus interviewing, and MadisonTRAK.
- ◆ At least 70% of alumni reported that their major helped them perform in the workplace, especially when their major was related to their employment.
- ◆ At least 70% of alumni benefited from JMU's General Education Program in terms of the following: improved communication, information literacy, and critical thinking skills; helped them become informed citizens; and developed awareness of both physical and emotional wellness.
- ◆ At least 80% of graduates intend to keep in contact with JMU through JMU's web site, visits to campus, and homecoming.

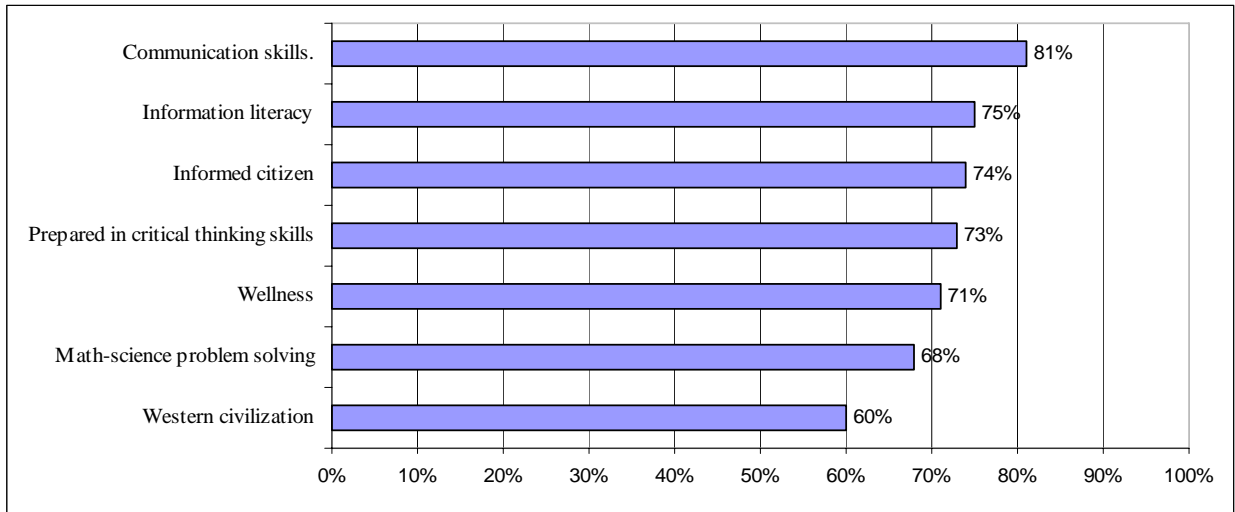
Employment Resources and Experiences



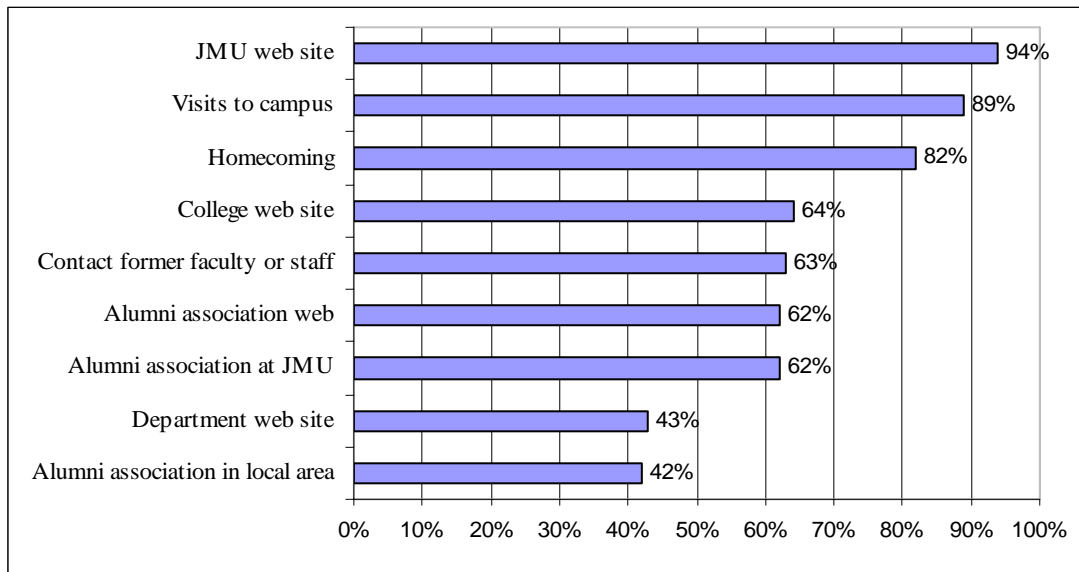
Relationship between JMU Major and Employment



How Well JMU's GENED Program Prepared Students in Each Area



Anticipated Future Contact with JMU by Alumni



2006 College of Business Employment Status

College of Business	Total Graduates	Responses	Response Rate	Employed Full-time	Employed Part-time	Seeking Employment	Graduate School	Student Teaching
Accounting	104	64	62%	44	13	13	28	1
Computer Information Systems	46	23	50%	17	2	4	1	1
Economics	34	16	47%	9	3	3	1	0
Economics (Business)	16	0	0%	0	0	0	0	0
Finance	207	80	39%	49	15	19	7	2
Hospitality & Tourism Management	64	25	39%	17	5	8	2	1
International Business	48	20	42%	9	6	5	0	0
Management	121	29	24%	21	4	9	1	0
Marketing	167	56	34%	35	6	12	6	1
Quantitative Finance	18	3	17%	2	0	0	0	0
TOTAL	825	316	38%	203	54	73	46	6

2006 College of Business Employment Information

Employer	Position	City	State
Accounting			
AWR	Auditor	McLean	VA
Beers and Cutler	Staff Accountant	Vienna	VA
Central Intelligence Agency	Finance Resource Officer	Langley	VA
Cherry, Bekaert & Holland	Intern	Richmond	VA
Cherry, Bekaert & Holland, L.L.P.	Staff Accountant	Richmond	VA
Cherry, Bekaert, & Holland	Staff Accountant	Richmond	VA
Deloitte	Auditor	McLean	VA
Deloitte	Auditor	McLean	VA
Deloitte & Touche LLP	Audit Assistant	Richmond	VA
Deloitte & Touche, LLP	AERS Consultant	McLean	VA
Deloitte & Touche, LLP		Parsippany	NJ
Deloitte & Touche, LLP	Audit	Parsippany	NJ
Department of Defense	Auditor	Arlington	VA
Dickinson Equipment Inc.	Manager	Fredericksburg	VA
Ernst & Young LLP	Assurance auditor	McLean	VA
Ernst & Young, LLP	Associate	McLean	VA
Ernst & Young, LLP	Tax Professional	Richmond	VA
Ernst and Young	Staff Accountant	McLean	VA
Ernst and Young	Staff 1	McLean	VA
Gannett	Internal Auditor	Tysons Corner	VA
Gannett	Internal Auditor	Tysons Corner	VA
Headquarters USMC	Intelligence Aide	Arlington	VA
Hyatt Hotels	Corporate Management Trainee	San Antonio	TX
James River Insurance Company	Associate Underwriter	Richmond	VA
KPMG	Auditor, CPA	Richmond	VA
KPMG	Auditor	Washington	DC
KPMG LLC	Associate Auditor	New York City	NY
KPMG LLC	Auditor	Washington	DC
KPMG LLP	Audit Associate	New York	NY
Major League Baseball	Administrative Asst.	New York	NY
Medicorp Health System	RN	Fredericksburg	VA
Piasek & Associates	Tax Specialist	Richmond	VA
Piasek & Associates, P.C.	Accountant	Richmond	VA
PricewaterhouseCoopers	Associate	McLean	VA
PricewaterhouseCoopers	Associate	McLean	VA
PricewaterhouseCoopers	Associate	Philadelphia	PA
PricewaterhouseCoopers	Intern	Baltimore	MD

Employer	Position	City	State
PricewaterhouseCoopers	Associate	Baltimore	MD
PricewaterhouseCoopers,LLP	Staff Accountant	McLean	VA
Project Performance Corporation	Accounting Associate	McLean	VA
S.B.Hoover & Company	Staff Accountant	Harrisonburg	VA
U.S. Army	Quartermaster Branch 2LT	Richmond	VA
Witt Mares	Staff Accountant	Norfolk	VA

Computer Information Systems

Camille Consulting	Junior Programmer	McLean	VA
CGI-AMS	Business Analyst	Fairfax	VA
Deloitte	ERS	Fairfax	VA
Deloitte & Touche	Consultant/AERS	McLean	VA
Deloitte and Touche	Consultant	McLean	VA
Ernst & Young, LLP	TSRS Associate (IT Auditor)	McLean	VA
Ernst and Young	TSRS Auditor	Richmond	VA
GMRI		Manassas	VA
Grant Thornton	IT Consultant	Alexandria	VA
N.E.W.	Data Analyst	Sterling	VA
NJVC-LLCA	IT Lead	Vienna	VA
Norfolk Southern	HR department	Norfolk	VA
PricewaterhouseCoopers LLP	Associate	McLean	VA
PricewaterhouseCoopers LLP	Associate	McLean	VA
PricewaterhouseCoopers LLP	Data Management Associate	Washington	DC
Protiviti	Technology Risk Consultant	Vienna	VA
Protiviti	Technology Risk Consultant	Vienna	VA

Economics

Aero Engines of Winchester, VA	Airplane Engine Mechanic	Winchester	VA
Bearing Point	Management Consultant	McLean	VA
BearingPoint	Consultant	Alexandria	VA
Booz Allen Hamilton	Junior Contract Analyst	Arlington	VA
Cybertrust	Information Security Analyst	Herndon	VA
Fannie Mae	Controllers Associate	Washington	DC
Mosquito Squad	Operations Manager	Charlotte	NC
Pace Global Energy Services	Analyst	Fair Lakes	VA
U. S. Department of Transportation	Analyst	Washington	DC

Finance

America Online, Inc.	Associate System Administrator	Reston	VA
Bank of New York	Mortgage Loan Officer		
Bankers Life and Casualty	Sales Agent	Sarasota	FL

Employer	Position	City	State
BB&T	Relationship Banker 1	Harrisonburg	VA
BB&T	Mortgage Lender	Winston-Salem	NC
BB&T Capital Markets	Investment Banking Analyst	Reston	VA
BearingPoint	Management Analyst	McLean	VA
BearingPoint	Associate Contracts Administrator	Tysons Corner	VA
BearingPoint	MA	Tysons Corner	VA
Cambridge Associates	Investment Performance Associate	Arlington	VA
Cambridge Associates, LLC	Investment Performance Associate	Arlington	VA
CDI	Teacher	Seoul	
ChemTreat, Inc.	Customer Service	Glen Allen	VA
Clark Construction	Office Engineer	Bethesda	MD
Computer Sciences Corporation	Environmental Analyst	Chantilly	VA
Ernst & Young LLP	Staff 1	McLean	VA
Fannie Mae	Financial Analyst	Washington	DC
Fannie Mae	Controller	Washington	DC
Freddie Mac	Fame Program	VA	
Goldman Sachs	Analyst	New York City	NY
Issacs Technical Consulting	Financial Consultant	NOVA	VA
James River Insurance Company	Associate Underwriter	Richmond	VA
JMU ROTC	Gold Bar Recruiter	Harrisonburg	VA
KPMG	Associate CFO Advisory Service	Washington	DC
LUNA Innovations	Consultant	McLean	VA
Medline	Advanced Wound Care/Skin Care Specialist	Chicago	IL
New Life Christian Church	Creative Arts Director	Chantilly	VA
Northwestern Mutual	Financial Representative	McLean	VA
Northwestern Mutual Financial Network	Financial Representative	Commack	NY
OlympiaWest Mortgage Group	Loan Officer	Vienna	VA
Pricewaterhouse Coopers, LLC	Systems Process Assurance Associate	Richmond	VA
Progressive	Claims Specialist	Virginia Beach	VA
Progressive Casualty Insurance	Claims Adjuster	Virginia Beach	VA
Seix Advisors	Trade Assistant	Upper Saddle River	NJ
SNL Financial	Content Analyst	Charlottesville	VA
SNL Financial	Analyst	Charlottesville	VA
State Street Corp.	Fund Accountant	Boston	MA
Sunchase Apartments	Assistant Property Manager	Harrisonburg	VA
Sunglass Hut International	Assistant Manager	Washington	DC

Employer	Position	City	State
T. Rowe Price	Investment Operations Associate	Owings Mills	MD
TEKSystems	Technical Recruiter	Reston	VA
The Blackstone Group	Financial Analyst	New York City	NY
US Army	Contract Specialist	Ft Monmouth	NJ
Verizon	Retail Markets Development Program	Falls Church	VA
Virginia Financial Group	Credit Analyst	Charlottesville	VA
Walters and Walters CPA	Tax Preparer/Bookkeeper	Norfolk	VA
Wealth and Tax Advisory Services	Associate	McLean	VA

Hospitality & Tourism Management

Assoc. of Corporate Travel Executives	Coordinator of Education and Events	Alexandria	VA
Boonsboro Country Club	Special Events and Catering Manager	Lynchburg	VA
British Telecomm	Contracted employee	Reston	VA
Ernst and Young	Auditor	McLean	VA
Farmington Country Club	Youth Activities Coordinator	Charlottesville	VA
Federated Department Schools	Assistant Buyer	Atlanta	GA
Hyatt	Corporate Management Trainee	Chicago	IL
Hyatt Hotels	Assistant Banquet Manager	Arlington	VA
Hyatt Hotels Corporation	Food and Beverage Management Trainee	Monterey	CA
Marriott International	Sales Coordinator	Bethesda	MD
Navigant Consulting, Inc.	Receptionist	Vienna	VA
Optical Society of America	Meetings Assistant	Washington	DC
Resolvit Resources	Human Resources Coordinator	Vienna	VA
Sheraton Hotels/Resorts	Front Desk Intern	Alexandria	VA
The Country Club of Virginia	Assistant Restaurant Manager	Richmond	VA
U.S. Chamber of Commerce	Program Coordinator	Washington	DC
	Guest Care Manager	Columbia	SC

International Business

Control Point Solutions	Marketing Associate	Rutherford	NJ
IBM	Consultant for the Public Sector	Fairfax	VA
KPMG	Operation Risk Management Associate	Washington	DC
KPMG	Structured Finance	McLean	VA
Peace Corps	Volunteer	Latin America	
Potomac Legal Aid Society Inc.	Intake Paralegal	Falls Church	VA
Sun Trust Bank			
The Corporate Executive Board	Marketing Associate	Washington	DC

Employer	Position	City	State
Management			
Apex Systems Inc.	Technical Recruiter	Richmond	VA
Bearing Point	Management Analyst	McLean	VA
BearingPoint	Management Analyst	McLean	VA
Citigroup, Private Bank	Chief of Staff Analyst	New York	NY
CMA CGM	Export Documentation Coordinator	Norfolk	VA
Department of the Navy	Contract Specialist	Arlington	VA
Department of the Navy	Financial Management Analyst	Norfolk	VA
Dick's Sporting Goods	Merchandising Trainee	Pittsburgh	PA
IKON	Associate Account Executive	Alexandria	VA
Mauro Law Offices, P.C.	Collection Manager	Washington	DC
Network Appliance	Access Control Specialist	McLean	VA
Pricewaterhouse Coopers	Auditing-Accounting	New York	NY
Progressive	Claims Adjuster	Winchester	VA
Protiviti	Risk Management Consultant	Vienna	VA
R.S. Mongers and Sons	Yard help	Harrisonburg	VA
Sprint Nextel Corporation	Account Executive	Timonium	MD
Teach For America/School District of Phi	Teacher	Philadelphia	PA
The Westawn Inn	Restaurant Manager	North Beach	MD
US General Services Administration	Financial Management Specialist	Washington	DC
Walgreens	Manager	Christiansburg	VA
Marketing			
Abercrombie and Fitch	Store Manager	Fairfax	VA
Accutest Labs	Gcms Analyst	Dayton	NJ
Alliance Capital	Internal Wholesaler	Seacaucus	NJ
Ameriprise	Financial Advisor	East Hartford	CT
Bloomberg	Global Customer Representative	NY	NY
Consolidated Graphics	Associate	Landover	MD
Cox Radio	Account Manager	Richmond	VA
ePlus, Inc	Graduate Trainee	Herndon	VA
Ernst and Young	Staff Accountant	McLean	VA
E-Site Marketing	Search Engine Marketing Specialist	Bethesda	MD
Finnegan, Henderson, L.L.P.	Litigation Clerk	Washington	DC
Gulfcoast Oncology	CFO	St. Petersburg	FL

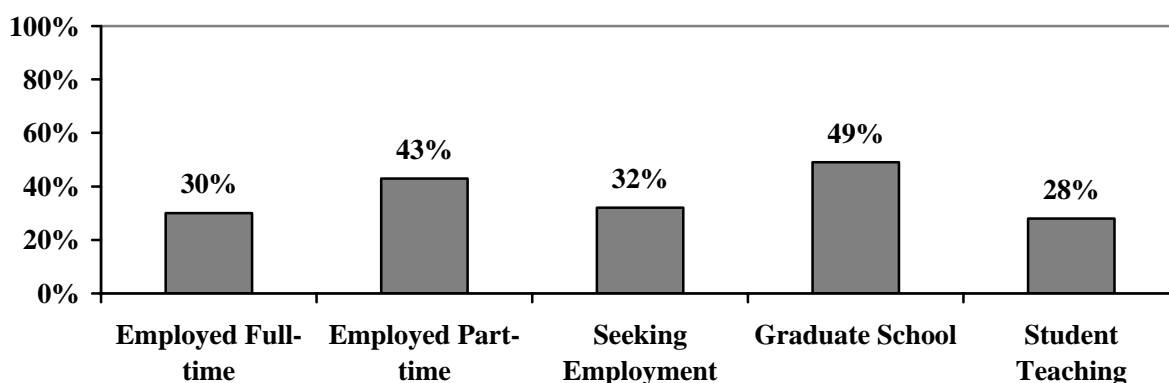
Employer	Position	City	State
Ipsos Direct	Associate Panel Analyst	Uniondale	NY
K2M, Inc.	Marketing Assistant	Leesburg	VA
Liberty Mutual	Sales Representative	Richmond	VA
Miles River Yacht Club	Food and Beverage Manager	St. Michaels	MD
NASCAR	Scoring and Timing official		
NV Ryan Homes	Production Supervisor	Charlotte	NC
NVR	Production Supervisor	Falls Church	VA
NVR	Sales Representative	Dulles	VA
NVR, Inc.	Production Supervisor	Charlottesville	VA
Pfizer	Sales Representative	Reston	VA
Phillips Investment Resources	Marketing Coordinator	Rockville	MD
Ryan Homes	Production Supervisor	Richmond	VA
Systems Engineering Services	Account Manager	Reston	VA
T. Rowe Price	Investment Operation Associate	Baltimore	MD
Target Distribution	Group Leader	Stuarts Draft	VA
Terra Development Services, LLC	Business Manager	McGaheysville	VA
The City of Jersey City, Dept. of Treasurer	Principal Account Clerk	Jersey City	NJ
Thompson Everett	Media Buyer	Richmond	VA
Trader Publishing	Marketing Coordinator	Virginia Beach	VA
UVa Health Systems	Project Manager	Charlottesville	VA
Wells Fargo Financial	Credit Manager	Manassas	VA
WildWires, LLC	Director of Web Development Division	Harrisonburg	VA
Quantitative Finance			
Ernst and Young	Financial Service Advisory Staff	McLean	VA
KPMG	Structured Finance	McLean	VA

2006 College of Education

College of Education Survey Highlights

- ◆ The College of Education granted 168 undergraduate degrees in 2005-2006. We contacted these graduates and 50 responded to this survey, which represents a 30% response rate.
- ◆ The graph below displays the percentage of respondents who indicated current employment, graduate school attendance, or student teaching. These are not mutually exclusive. For example, some graduates are employed full-time and attending graduate school.

Class of 2006



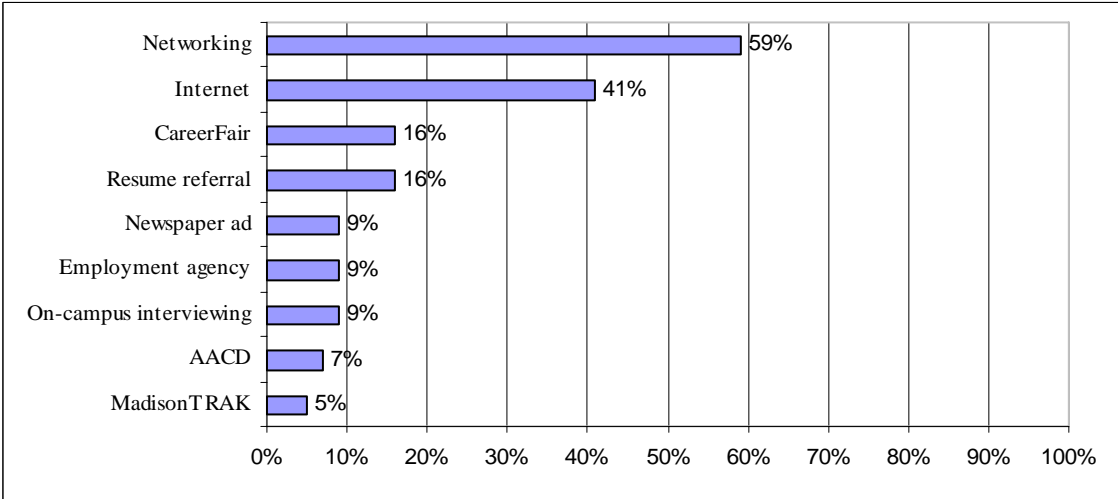
- ◆ Thirty percent (30%) of respondents are employed full-time and 43% part-time. Some individuals hold both full- and part-time jobs, so the total number employed is less than the full- and part-time employed totaled.
- ◆ Seventy-nine percent (79%) of those employed full-time are in professional positions.
- ◆ Twenty-eight percent (28%) of respondents are involved in student teaching.
- ◆ Forty-nine percent (49%) are seeking additional education, either full-time or part-time. For more details on post-baccalaureate study, see page 83.
- ◆ The geographic location of College of Education graduates shows 43% reporting employment in Virginia, and 57% obtaining employment out-of-state, including one alumnus working outside of the United States.
- ◆ For the 10 College of Education graduates who reported their full-time salary, average and median salaries are \$36,300 and \$32,500, respectively. (The following table contains salary information for each major with three or more salaries.)

Primary major at JMU	N	Minimum	Maximum	Mean	Std. Deviation	Median
Interdisciplinary Liberal Studies	10	\$12,000	\$65,000	\$36,300	\$15,769	\$32,500
TOTAL	10	\$12,000	\$65,000	\$36,300	\$15,769	\$32,500

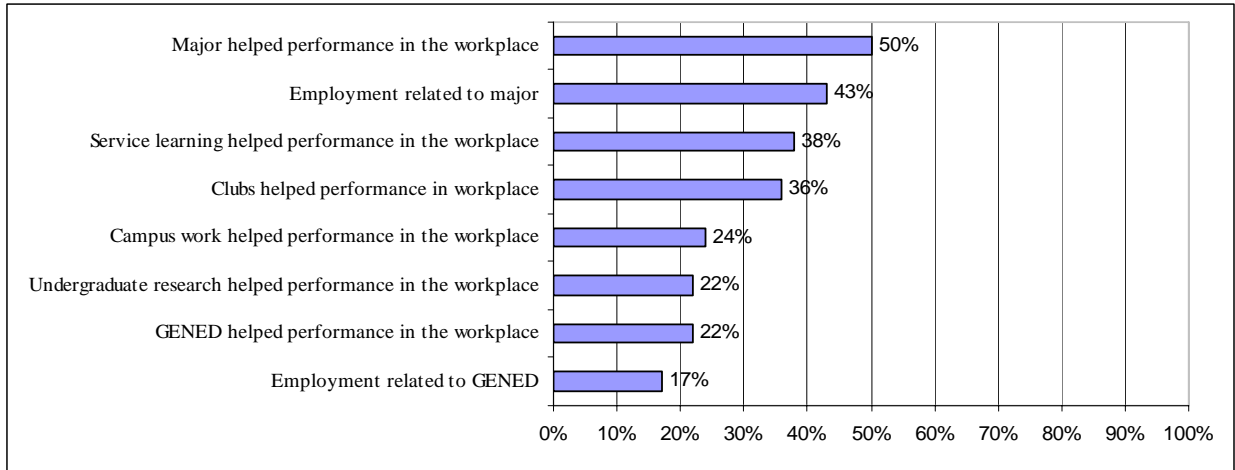
* Total includes those employed full-time.

- ◆ Seven graduates from the College of Education reported their part-time earnings, with average and median salaries of \$10,457 and \$8,500, respectively.
- ◆ Ninety-six percent (96%) of alumni would recommend JMU to a colleague, friend, or relative.
- ◆ Sixty-two percent (62%) of alumni are satisfied with the quality of the General Education Program at JMU.
- ◆ Fifty percent (50%) of JMU alumni seeking employment found networking to be the most helpful (very or somewhat) resource in finding a professional job.
- ◆ Fifty percent (50%) of JMU alumni reported that their major helped them perform in the workplace.
- ◆ At least 70% of alumni reported that JMU’s General Education Program benefited them most in terms of improving their communication, critical thinking, and math-science problem-solving skills, as well as developing their awareness of both physical and emotional wellness.
- ◆ At least 70% of alumni intend to keep in contact with JMU is JMU’s web site and visits to campus.

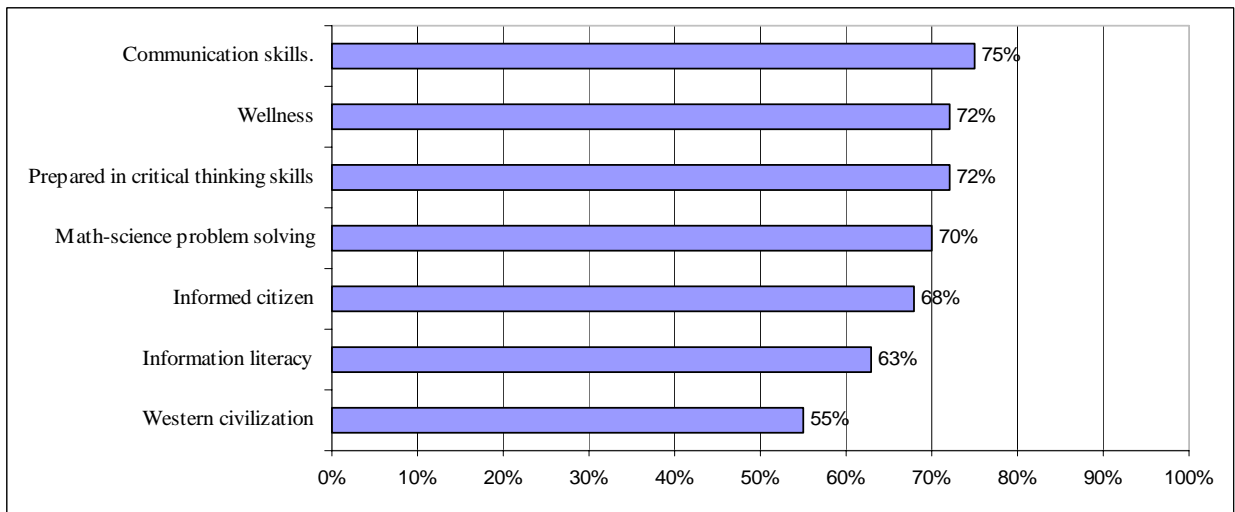
Employment Resources and Experiences



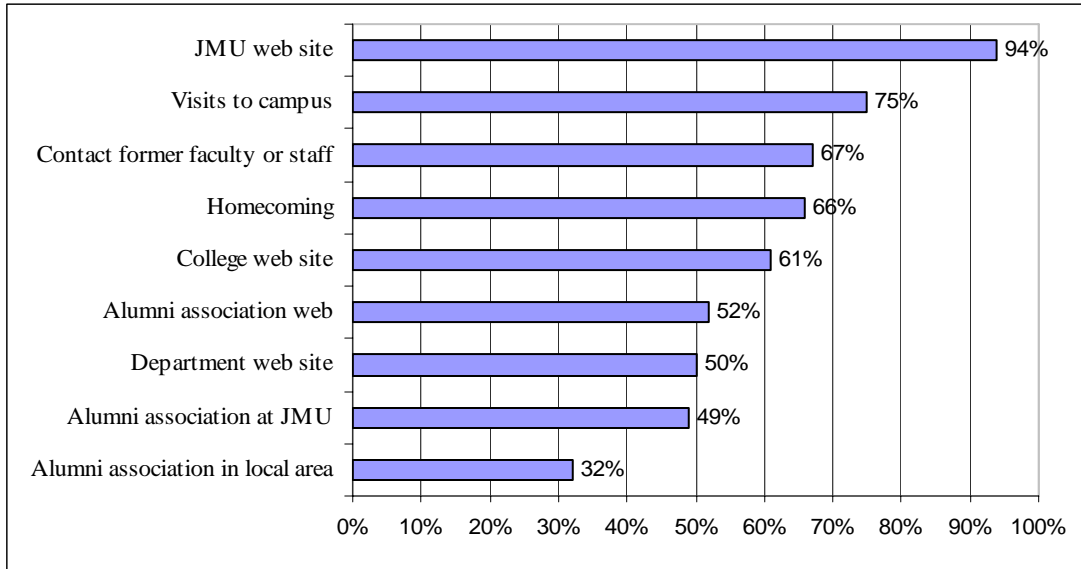
Relationship between JMU Major and Employment



How Well JMU's GENED Program Prepared Students in Each Area



Anticipated Future Contact with JMU by Alumni



2006 College of Education Employment Status

College of Education	Total Graduates	Responses	Response Rate	Employed Full-time	Employed Part-time	Seeking Employment	Graduate School	Student Teaching
Business & Marketing Education	2	1	50%	0	0	1	1	0
Individualized Study	16	2	13%	0	1	1	0	0
Interdisciplinary Liberal Studies	150	47	31%	14	19	13	22	13
TOTAL	168	50	30%	14	20	15	23	13

2006 College of Education Employment Information

Employer	Position	City	State
Interdisciplinary Liberal Studies			
Smithsonian	Kids' Farm Supervisor	Washington	DC
Woodhill Elementary	Third Grade Teacher	Gastonia	NC
Claires	Assistant Manager	Harrisonburg	VA
Peace Corps	Teacher Trainer	South Africa	
Fairfax County Public Schools	K-3 Teacher	Fairfax County	VA
CACI	Recruiter	Chantilly	VA
Clarke County Public School	Third Grade Teacher	Berryville	VA
Fedex Kinkos	Production Operator	Harrisonburg	VA
Omni Hotels	Assistant Executive Housekeeper	Richmond	VA
Woodhill Elementary	2 nd Grade Teacher	Gastonia	NC
Campus Crusade for Christ	Intern	New Orleans	LA
Carle Clinic	Physician Assistant	Urbana	IL
Young Life	Intern	Buena Vista	CO
SECO Investigative and Security Services	Investigator	Marina del Rey	CA

Teacher Education Programs

- ◆ There were 116 students enrolled in the College of Education as education minors. The majors and minors of these students are as follows:

Majors

Art	6
Biology	1
Business & Marketing Education	4
Communication Sciences & Disorders	1
Communication Studies	2
English	8
Geology	1
History	1
Individualized Study	1
Interdisciplinary Liberal Studies	54
Interdisciplinary Social Science	8
Kinesiology	3
Mathematics	2
Modern Foreign Languages	2
Music	14
Philosophy & Religion	1
Physics	1
Psychology	2
Social Work	1
Sociology	3
TOTAL	116

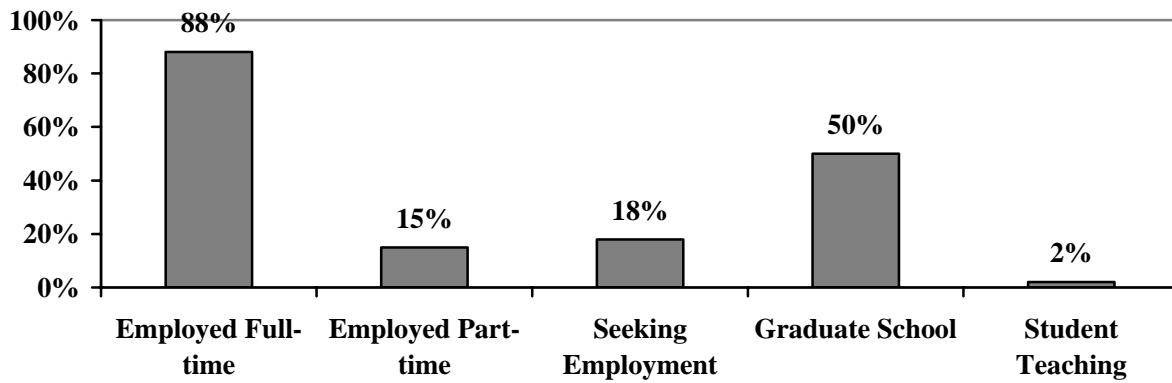
Teacher Ed Program Minors

ART-BA/BS	5	MUED-INS-BM	10
ART-MA	1	MUED-VOC-BM	4
BMED	4	PHETE-MAT	3
ECED	3	SEED	3
ECED-BS	32	SEED-MAT	18
ECED-MAT	7	SPED	6
FL-MAT	1	SPED-ECSE-MAT	2
MSED	1	SPED-MED	8
MSED-MAT	7	SPPA	1
		TOTAL	116

- ◆ There were 98 (84%) students who had endorsements in the areas presented. Eighteen students (16%) did not complete their requirements for licensure while they were at JMU.

Endorsements	N
Art PreK-6	1
Art, PreK-12	3
Business and Marketing Education	1
Business and Marketing Education - Grades 6-12	2
Elementary Education, Pre K-6	5
English	5
French	1
Health and Physical Education, PreK-12	2
History & Social Science	6
History & Social Science and English as a Second Language	1
Mathematics	1
Middle Education, 6-8, Mathematics & Science	1
Middle Education, Grades 4-8	1
Middle Education, Grades 4-8 and Algebra	1
Middle Education, Grades 6-8, English and Social Studies	3
Middle Education, Grades 6-8, Mathematics and Science and Algebra I	2
Music - Instrumental, PreK-12	7
Music - Vocal, PreK-12	4
Music, PreK-12 (Instrumental)	1
Nursery, Kindergarten, Elementary Grades 1-3	6
PreK-3	29
Spanish and English as a Second Language	1
Special Education: Mental Retardation, Emotionally Disturbed, Learning Disabilities, K-12	12
Special Education: Early Childhood Special Education	2
Speech Pathology	1
TOTAL	98

Class of 2006: Teacher Education Minors



In addition...

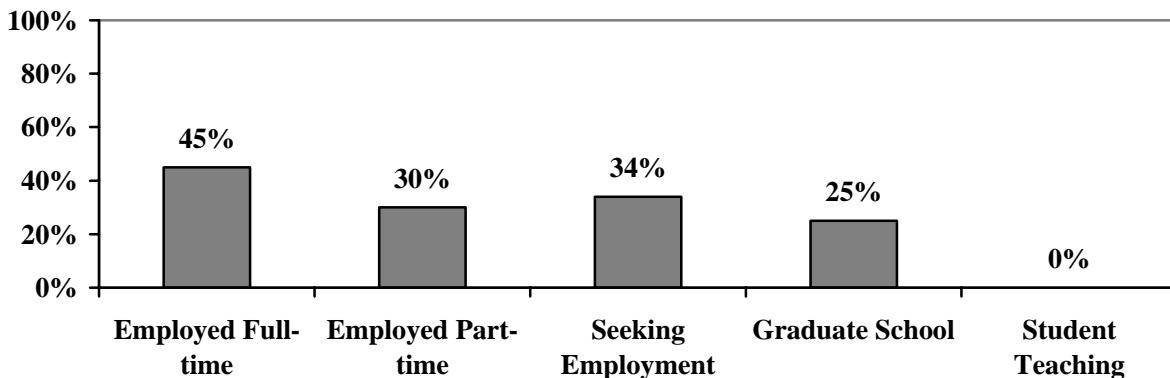
- ◆ The gender distribution of Teacher Education minors was 67% female and 33% male.
- ◆ The geographic location of Teacher Education minors shows 76% reporting employment in Virginia, and 24% obtaining employment out-of-state.

**2006 College of Integrated Science
and Technology**

College of Integrated Science and Technology Survey Highlights

- ◆ The College of Integrated Science and Technology granted 1,014 undergraduate degrees in 2005-2006. We contacted these graduates and 299 responded to this survey, which represents a 29% response rate.
- ◆ The graph below displays the percentage of respondents who indicated current employment, graduate school attendance, or student teaching. These are not mutually exclusive. For example, there are graduates who are employed full-time and attending graduate school.

Class of 2006



- ◆ Forty-five percent (45%) of respondents are employed full-time and 30% part-time. Some individuals hold both full- and part-time jobs, so the total number employed is less than the full- and part-time employed totaled.
- ◆ Ninety-one percent (91%) of those employed full-time, and who responded to this question, are employed in professional positions.
- ◆ Twenty-five percent (25%) of respondents reported pursuing post-baccalaureate study, either full-time or part-time. For more details on graduate school enrollment, see page 83.
- ◆ Thirty-four percent (34%) of respondents are seeking employment.
- ◆ The geographic location of Integrated Science and Technology graduates shows 63% reporting employment in Virginia, and 37% obtaining employment out-of-state.
- ◆ For the 234 College of Integrated Science and Technology graduates who reported their full-time salary, average and median salaries are \$36,419 and \$36,000 respectively. (The following table contains salary information for each major with three or more salaries.)

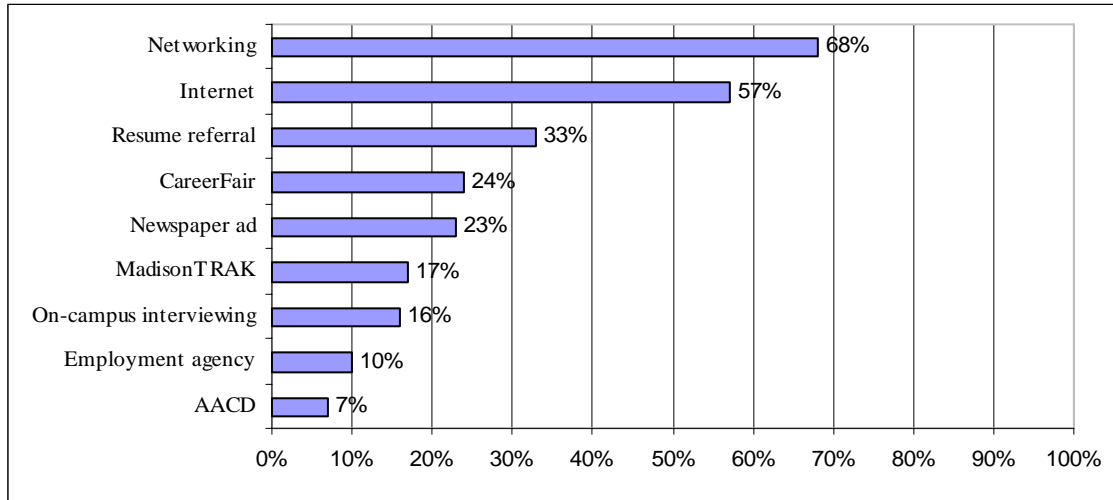
Primary major at JMU	N	Minimum	Maximum	Mean	Std. Deviation	Median
Communication Sciences & Disorders**	2					
Computer Science	8	\$24,000	\$52,000	\$43,063	\$8,914	\$43,500
Geographic Science	8	\$12,000	\$60,000	\$35,875	\$14,466	\$33,000
Health Sciences	11	\$12,000	\$54,000	\$37,045	\$12,183	\$40,000
Integrated Science & Technology	12	\$32,000	\$68,500	\$43,042	\$10,605	\$40,000
Kinesiology	4	\$35,000	\$42,000	\$39,000	\$3,162	\$39,500
Nursing	12	\$23,000	\$54,000	\$44,917	\$9,307	\$47,500
Psychology	20	\$13,000	\$50,000	\$31,059	\$10,231	\$31,750
Social Work	3	\$27,000	\$33,300	\$29,667	\$3,259	\$28,700
Health Services Admin	3	\$32,000	\$39,000	\$34,500	\$3,905	\$32,500
Athletic Training**	1					
Total	84	\$12,000	\$68,500	\$37,590	\$11,391	\$37,335

* Total includes those employed full-time.

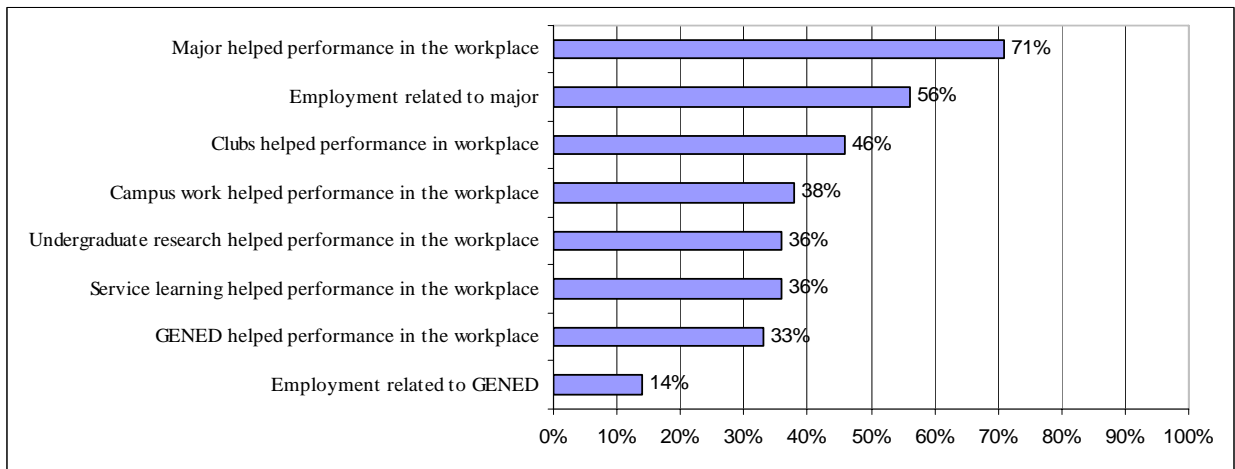
** Income is not reported where fewer than three graduates responded. The total for the College includes all responses.

- ◆ The College of Integrated Science and Technology had 56 graduates who reported their part-time income. The average and median salaries are \$11,263 and \$10,000 respectively.
- ◆ Ninety-six percent (96%) of alumni would recommend JMU to a colleague, friend, or relative.
- ◆ Sixty-six percent (66%) of alumni are satisfied with the quality of the General Education Program at JMU.
- ◆ At least 50% of JMU alumni seeking employment found networking and using the Internet helpful (very or somewhat) in finding a professional job.
- ◆ At least 70% of alumni reported that their major helped them perform in the workplace.
- ◆ At least 70% of alumni reported that JMU's General Education Program benefited them most in terms of improving their communication skills and increased information literacy.
- ◆ At least 70% of graduates intend to keep in contact with JMU through JMU's web site, visits to campus, homecoming, and email or phone contact with former faculty or staff.

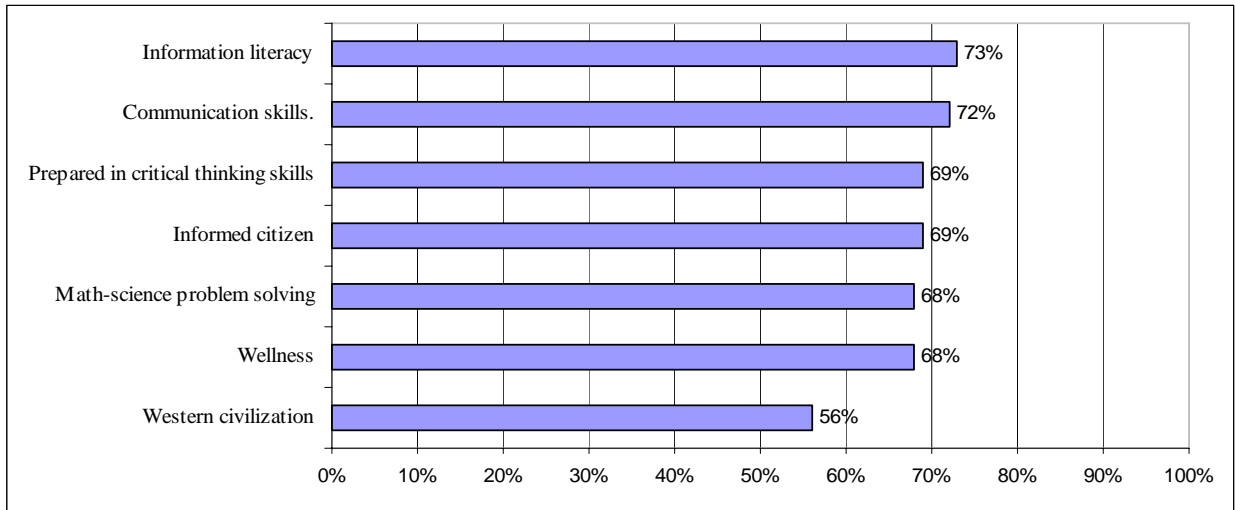
Employment Resources and Experiences



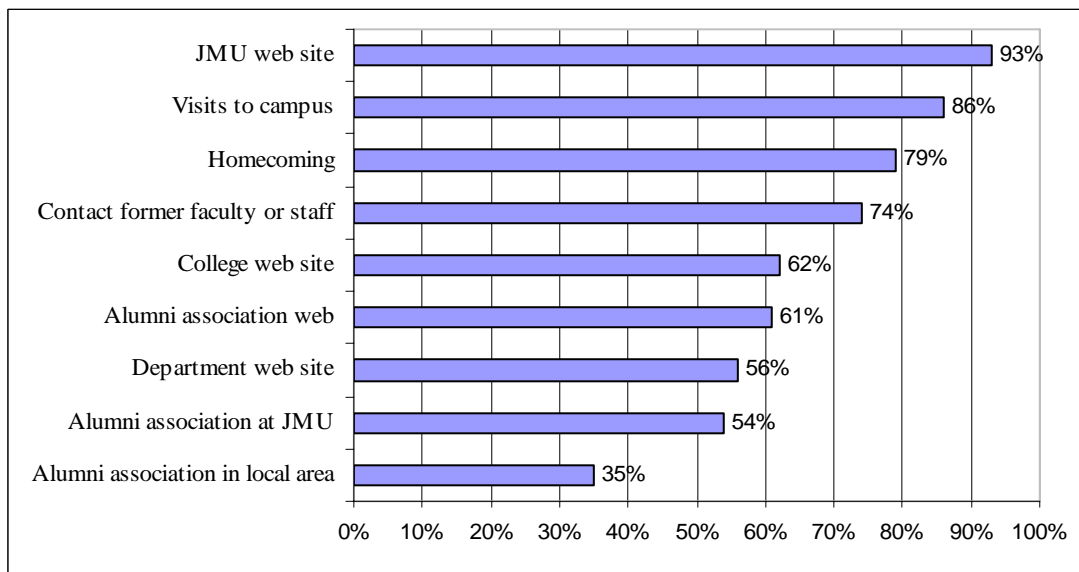
Relationship between JMU Major and Employment



How Well JMU's GENED Program Prepared Students in Each Area



Anticipated Future Contact with JMU by Alumni



2006 College of Integrated Science and Technology Employment Status

College of Integrated Science and Technology	Total Graduates	Responses	Response Rate	Employed Full-time	Employed Part-time	Seeking Employment	Graduate School	Student Teaching
Communication Sciences & Disorders	74	18	24%	4	9	3	11	18
Computer Science	61	29	48%	13	4	12	2	25
Dietetics	22	6	27%	1	3	1	3	5
Geographic Science	30	12	40%	8	4	3	4	11
Health Sciences	173	50	29%	16	13	12	14	41
Integrated Science & Technology	114	32	28%	14	7	9	7	28
Kinesiology	139	33	24%	8	10	13	4	25
Nursing	59	23	39%	19	1	3	2	22
Psychology	238	73	31%	25	18	22	23	64
Recreation	24	4	17%	0	1	2	0	2
Social Work	39	10	26%	5	4	5	1	10
Health Services Administration	25	7	28%	3	1	1	0	4
Athletic Training	16	2	13%	1	1	0	1	2
TOTAL	1014	299	29%	117	76	86	72	257

2006 College of Integrated Science and Technology Employment Information

Employer	Position	City	State
Communication Sciences & Disorders			
Booz Allen Hamilton	Consultant	Rockville	MD
CGI Federal	Consultant	Fairfax	VA
South Eastern Coop. Educational Programs	Teachers Assistant	Virginia Beach	VA
Worcester County Public Schools	Summer School Teacher	Snow Hill	MD
Computer Science			
CapTech Ventures Inc	Consultant	Richmond	VA
CGI Federal	Consultant	Lebanon	VA
Corsec Securities	Associate Security Engineer	Fairfax	VA
Enterprise Business Solution	PeopleSoft Consultant	McLean	VA
Fairfield Language Technologies	Software Developer	Harrisonburg	VA
Freddie Mac	Operations and Technology Division	McLean	VA
High Performance Technologies Inc.	Analyst	Arlington	VA
High Performance Technologies Inc.	Analyst	Reston	VA
MITRE	Software Engineer	McLean	VA
Servare	Software Developer	Harrisonburg	VA
The Vanguard Group	Fund Accountant	Malvern	PA
U.S. Census Bureau	IT Specialist	Suitland	MD
United States Investigation Services	Programmer Analyst	Falls Church	VA
Dietetics			
Columbia Presbyterian Hospital	Dietetic Intern	New York	NY
Geographic Science			
Cherry, Bekaert & Holland	Staff Accountant	Virginia Beach	VA
Dewberry and Davis	GIS Analyst	Fairfax	VA
Fairfax County Government - DPSM	Business Analyst Intern - S13	Fairfax	VA
Fannie Mae	Associate Engineer	Reston	VA
James Madison University	Research Assistant/Technician	Harrisonburg	VA
MDA Federal INC	Applications Scientist	Rockville	MD
Qwest Communications	Spatial Data Analyst	Chantilly	VA
Race Trac	Manager	Atlanta	GA

Employer	Position	City	State
Health Sciences			
AAHPERD	Program Assistant	Reston	VA
Abercrombie & Fitch	Manager-In-Training	Harrisonburg	VA
Bon Secours	Registered Nurse	Richmond	VA
Carilion Health Care System		Roanoke	VA
Commonwealth Biotechnologies Inc.	Lab Technician, Advanced	Midlothian	VA
Duke University Health System	Occupational Therapist	Durham	NC
Henrico Doctor's Hospital--Parham	Occupational Therapist	Richmond	VA
Media Box Studios	Programmer	New Baltimore	VA
Qwest Technical Services	Spatial Data Analyst	Chantilly	VA
Republican Party of Virginia	Deputy Political Director	Richmond	VA
Reston Hospital Center	Nurse Tech II	Reston	VA
RWD Technologies	Assistance Training Developer	Baltimore	MD
Salisbury Country Club	Bartender	Midlothian	VA
Valley Health Systems, Home Health	Occupational Therapist	Winchester	VA
Washington AIDS Partnership	AmeriCorps Volunteer	Washington	DC
Washington Eye Physicians and Surgeons	Ophthalmic Technician	Chevy Chase	MD
Integrated Science & Technology			
Diversa	Research Assistant I	San Diego	CA
Freddie Mac	Business Technology Associate	McLean	VA
Grant Thornton	IT Consultant	Alexandria	VA
IBM	Consultant	Fairfax	VA
Kvell Corcoran Associates PC	Mechanical Engineer	Washington	DC
Micron Biosystems	Lab Junkie	Lexington	VA
Microsoft Corporation	Associate Product Manager	Redmond	WA
Northwestern Mutual	Financial Rep	Roanoke	VA
Systems Engineering Services Corp.	Account Manager	Reston	VA
The Daily Progress	Advertising Account Manager	Charlottesville	VA
USAMRIID	Laboratory Technician	Fort Detrick	MD
VA Premier Health Plan	Systems Analyst	Richmond	VA
William A. Hazel, Inc.	Estimator	Chantilly	VA
Kinesiology			
Backcountry Brewery	Cook	Breckenridge	CO
Booz Allen Hamilton	Customer Service Tech.	Dulles	VA
Depuy Orthopedics	Sales Rep	Greensboro	NC
EverFit	Lead Personal Trainer	Medford	NJ
Gold's Gym	Personal Trainer	Arlington	VA
Premier Health and Fitness	Personal Trainer	Annapolis	MD
United States Air Force	2nd Lieutenant	Panama City	FL

Employer	Position	City	State
-----------------	-----------------	-------------	--------------

Nursing

	Registered Nurse	Richmond	VA
Augusta Medical Center	Staff Nurse		VA
Carilion Roanoke Community Hospital	Registered Nurse	Roanoke	VA
Children's Hospital	Nurse	Norfolk	VA
Children's Hospital of the King's Daughter	Nurse	Norfolk	VA
Children's National Medical Center	Nurse	Washington DC	
Duke University Health System	Registered Nurse	Durham	NC
Ferguson Enterprise	Management Trainee Showroom	Lynchburg	VA
Georgetown University Hospital	Nurse	Washington	DC
Johns Hopkins Hospital	Registered Nurse, BSN	Baltimore	MD
Mary Washington Hospital	RN	Fredericksburg	VA
Microbac Laboratories	Chemist	Wilson	NC
Shady Grove Adventist Hospital	Patient Care Technician	Gaithersburg	MD
United States Air Force	Nurse	San Antonio	TX
University of Virginia Health System	Registered Nurse	Charlottesville	VA
Washington Hospital Center	Nurse	Washington	DC
Washington Hospital Center	Registered Nurse	Washington	DC

Psychology

American Society of Clinical Oncology	Program Assistant	Alexandria	VA
Booz Allen Hamilton	Recruiting Specialist	McLean	VA
Caroline Furnace Lutheran Camp	Program Coordinator	Fort Valley	VA
Corporate Executive Board	Prospecting Associate	Washington DC	DC
Creative Touch Interiors	Order Processing Associate	Manassas	VA
First Capital Bank	Teller	Richmond	VA
Happy Tails Dog Spa	Play Room Monitor	Tysons Corner	VA
Hollister Co	Manager	Harrisonburg	VA
Holtzman Oil Corp	Gasoline Tanker Driver	Mt. Jackson	VA
Jones Networking	Account Manager/Recruiter	Arlington	VA
Jones Networking	Recruiter	Arlington	VA
Kennedy Krieger Institute: Johns Hopkins	1:1 Autism Program Aide	Baltimore	MD
Matthew's Center for Visual Learning	In-Home Specialist	Harrisonburg	VA
Musictoday	Associate Account Manager	Crozet	VA
Pleasantview, Inc.	Residential Instructor	Harrisonburg	VA
SNL Financial	Content Analyst	Charlottesville	VA
Social Services	Benefits Program Assistant	Leesburg	VA
St. Joseph's Villa	Youth Counselor	Richmond	VA

Employer	Position	City	State
The Phillips School	Occupational Therapist	Laurel	MD
Tricia Santarcangelo	Nanny	Saratoga Springs	NY
U.S. Army Child and Youth Services	Management Trainee	Manhattan	KS
US Government		Suitland	MD
Valley Community Services Board	Therapeutic Behavioral Specialist	Waynesboro/ Staunton	VA
Washington Hospital Center	RN	Washington	DC
Young Life	Intern	Abingdon	VA

Social Work

Blue Ridge Hospice	Medical Social Worker	Winchester	VA
Department of Human Services	Social Worker	Morristown	NJ
Division of Youth and Family Services	Case Work Aide	Newton	NJ
Kings Beach Family Resource Center	Family Advocate	Kings Beach	CA
KPMG	Audit Associate	Washington	DC

Health Services Admin

Georgetown University Hospital	Nurse Recruitment & Quality Coordinator	Washington	DC
Society of Interventional Radiology	Graduate Medical Education Coordinator	Fairfax	VA
Southern Health Services, Inc.	Proposal Analyst	Charlottesville	VA

Athletic Training

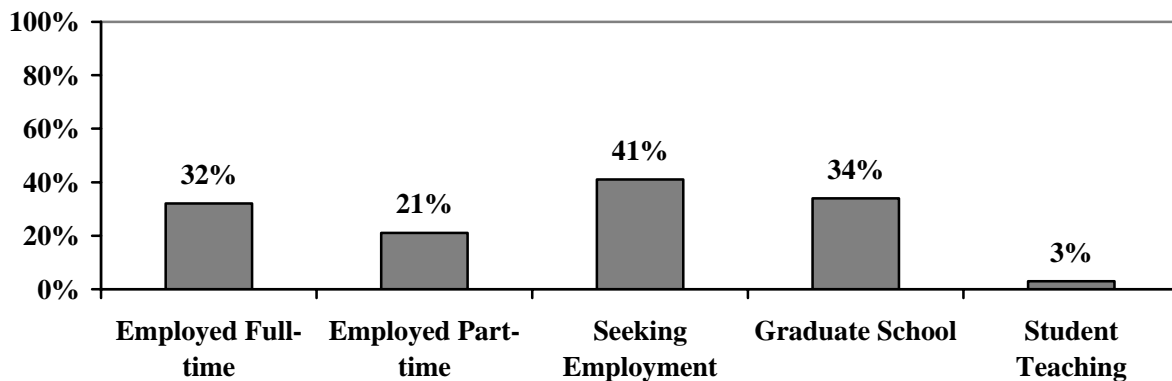
Professional Orthopedic and Sports	Athletic Trainer	Garden City	NY
------------------------------------	------------------	-------------	----

2006 College of Science and Mathematics

College of Science and Mathematics Survey Highlights

- ◆ The College of Science and Mathematics granted 206 undergraduate degrees in 2005-2006. We contacted these graduates and 67 responded to this survey, which represents a 33% response rate.
- ◆ The graph below displays the percentage of respondents who indicated current employment, graduate school attendance, or student teaching. These are not mutually exclusive. For example, some graduates are employed full-time and attending graduate school.

Class of 2006



- ◆ Thirty-two percent (32%) of respondents are employed in full-time positions and 21% in part-time positions. Some individuals hold both full- and part-time jobs, so the total number employed is less than the full- and part-time employed totaled.
- ◆ Ninety-five percent (95%) of those employed full-time, and who responded to this question, are employed in professional positions.
- ◆ Forty-one percent (41%) of the respondents were still seeking employment.
- ◆ Thirty-four percent (34%) of Science and Mathematics graduates are pursuing additional education following graduation, either full-time or part-time. For more details on graduate school enrollment, see page 83.
- ◆ The geographic location of the College of Science and Mathematics graduates shows 56% employed in Virginia and 44% employed out-of-state, including one alumnus working outside of the United States.
- ◆ For the 16 College of Science and Mathematics graduates who reported their full-time salary, average and median salaries are \$34,127 and \$35,000, respectively. (The following table contains salary information for each major with three or more salaries.)

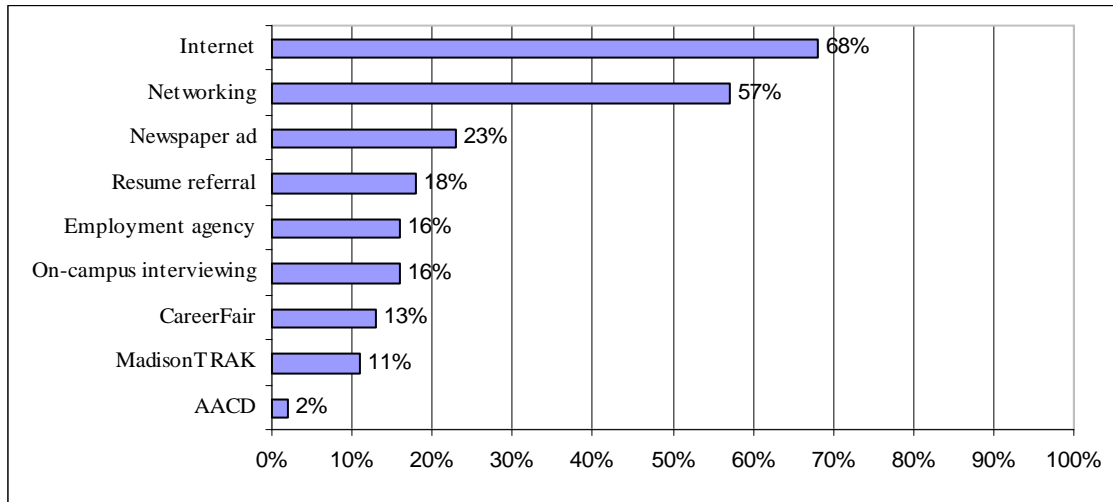
Primary major at JMU	N	Minimum	Maximum	Mean	Std. Deviation	Median
Biology	10	\$21,000	\$71,000	\$36,750	\$14,898	\$35,000
Chemistry**	2					
Mathematics	3	\$30,000	\$58,000	\$41,557	\$14,625	\$36,671
TOTAL	15	\$21,000	\$71,000	\$39,154	\$14,762	\$35,836

* Total includes those employed full-time

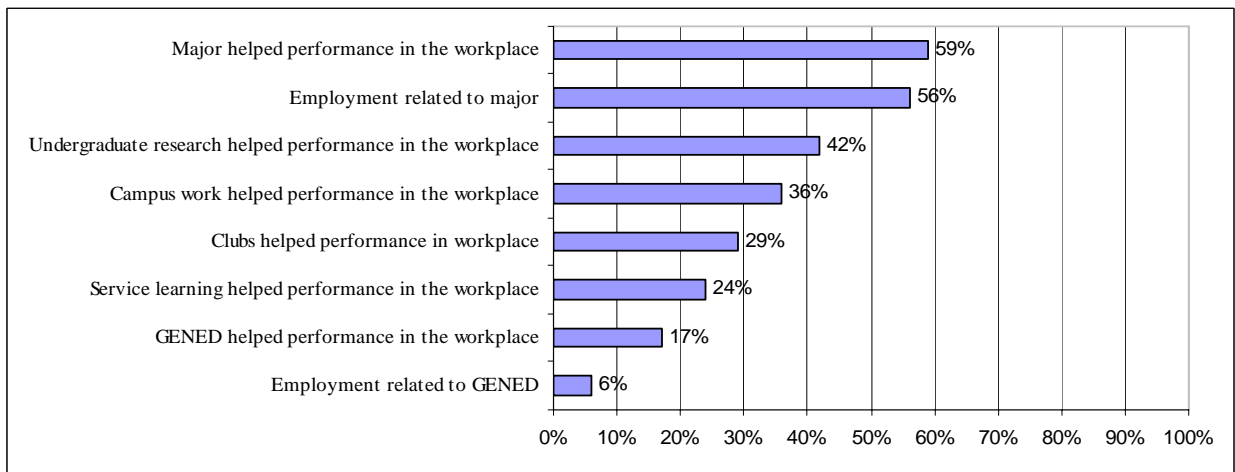
** Income is not reported where fewer than three graduates responded.

- ◆ Eleven (11) graduates of the College of Science and Mathematics reported their part-time salaries: average salary \$8,607 and median salary \$10,000.
- ◆ Ninety-seven percent (97%) of alumni would recommend JMU to a colleague, friend, or relative.
- ◆ Sixty-six percent (66%) of alumni are satisfied with the quality of the General Education Program at JMU.
- ◆ At least 50% of JMU alumni seeking employment found networking and using the Internet helpful (very or somewhat) in finding a professional job.
- ◆ At least 50% of JMU alumni reported that their major helped them perform in the workplace, especially when their major was related to their employment.
- ◆ At least 70% of alumni reported that JMU's General Education Program benefited them most in terms of helping them become informed citizens, improving their critical thinking skills, and communication skills.
- ◆ At least 70% of alumni intend to keep in contact with JMU through JMU's web site, visits to campus, and email or phone contact with former faculty or staff.

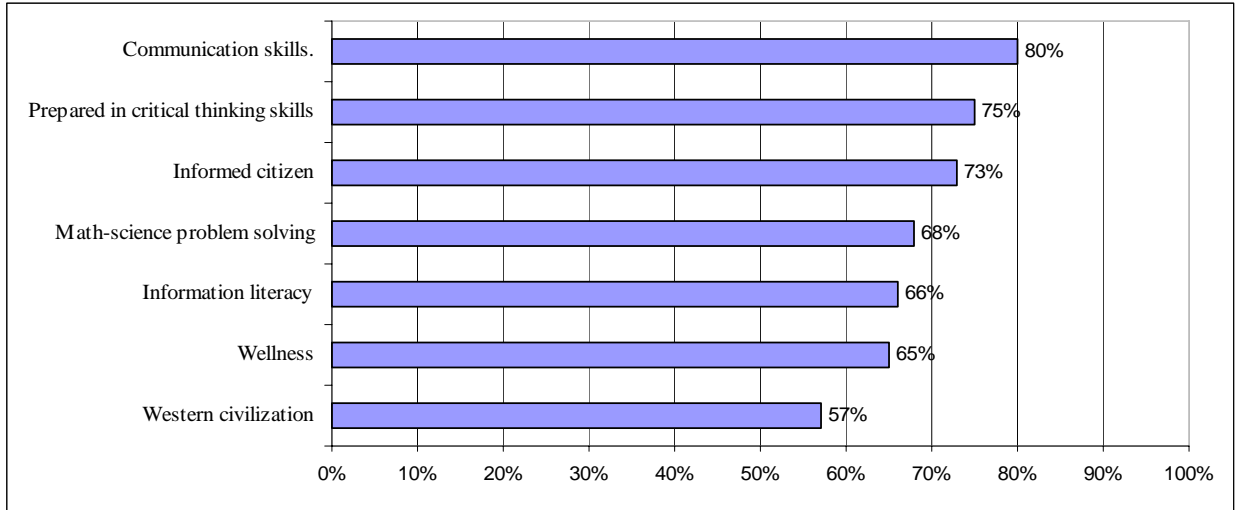
Employment Resources and Experiences



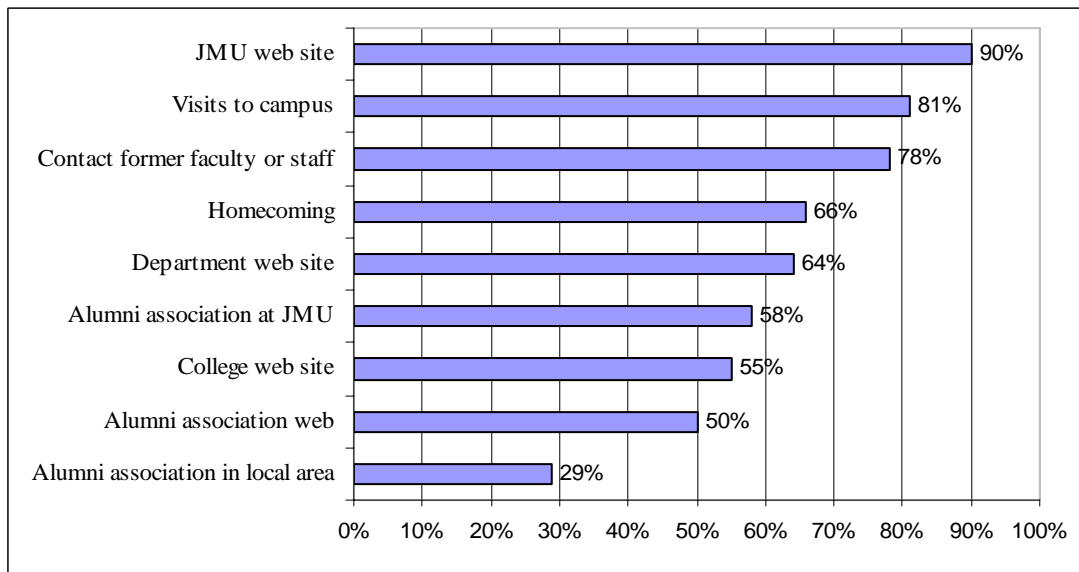
Relationship between JMU Major and Employment



How Well JMU's GENED Program Prepared Students in Each Area



Anticipated Future Contact with JMU by Alumni



2006 College of Science and Mathematics Employment Status

College of Science and Mathematics	Total Graduates	Responses	Response Rate	Employed Full-time	Employed Part-time	Seeking Employment	Graduate School	Student Teaching
Biology	117	38	32%	14	10	15	8	0
Chemistry	27	11	41%	3	2	4	4	0
Geology	10	2	20%	0	0	1	0	0
Mathematics	38	10	26%	3	1	3	6	2
Physics	13	5	38%	0	0	2	2	0
Statistics	1	1	100%	0	0	0	1	0
TOTAL	206	67	33%	20	13	25	21	2

2006 College of Science and Mathematics Employment Information

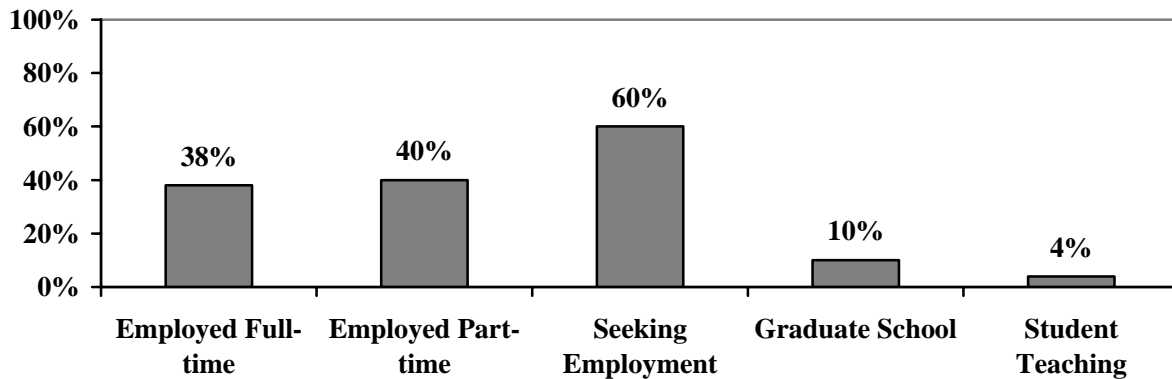
Employer	Position	City	State
Biology			
Alaskan Observers Inc.	Groundfish Observer	Anchorage	AK
American Public Health Association	Public Affairs Coordinator	Washington	DC
Baylor College of Medicine	PhD Student	Houston	TX
Chrissy Bluebaker	Medical Assistant	Ashland	VA
City of Suffolk Public Utilities	Quality Control Laboratory Technician	Suffolk	VA
Hooters of South Burlington	Manager	South Burlington	VT
Loudoun County PRCS	Substitute Leader/Supervisor	Leesburg	VA
Microbiotest, Inc.	Lab Technologist	Sterling	VA
NYU Medical Center	Staff Nurse	New York City	NY
Quest Diagnostics	Medical Technologist I	Chantilly	VA
Rockingham County Public Schools	Substitute Teacher	Harrisonburg	VA
Smart & Associates\$ LLP	Staff Accountant	Philadelphia	PA
The Wildlife Center of Virginia	Wildlife Rehabilitator	Waynesboro	VA
Chemistry			
Altesino Wine	Wine introducer and explainer		Italy
Department of Environmental Quality	Environmental Engineer	Harrisonburg	VA
Gazelle Marketing Group	Associate Rep. Sports Marketing	Princeton	NJ
Mathematics			
Hyatt Resorts and Hotels	Sales Coordinator	Fairfax	VA
Northrop Grumman	Financial Analyst 1	Chantilly	VA
US Census Bureau	Survey Statistician	Suitland	MD

2006 College of Visual and Performing Arts

College of Visual and Performing Arts Survey Highlights

- ◆ The College of Visual and Performing Arts granted 252 undergraduate degrees in 2005-2006. We contacted these graduates and 57 responded to this survey, which represents a 23% response rate.
- ◆ The graph below displays the percentage of respondents who indicated current employment, graduate school attendance, or student teaching. These are not mutually exclusive. For example, some graduates are employed full-time and attending graduate school.

Class of 2006



- ◆ Thirty-eight percent (38%) of respondents are employed in full-time positions and 40% in part-time positions. Some individuals hold both full- and part-time jobs, so the total number employed is less than the full- and part-time employed totaled.
- ◆ One-hundred percent (100%) of those employed full-time, and who responded to this question, are employed in professional positions.
- ◆ Sixty percent (60%) of the respondents were still seeking employment.
- ◆ Ten percent (10%) of Visual and Performing Arts graduates are pursuing additional education following graduation, either full-time or part-time. For more details on graduate school enrollment, see page 83.
- ◆ The geographic location of the College of Visual and Performing Arts graduates shows 58% employed in Virginia and 42% employed out-of-state.
- ◆ For the 14 College of Visual and Performing Arts graduates who reported their full-time salary, average and median salaries are \$33,111 and \$34,575, respectively. (The following table contains salary information for each major with three or more salaries.)

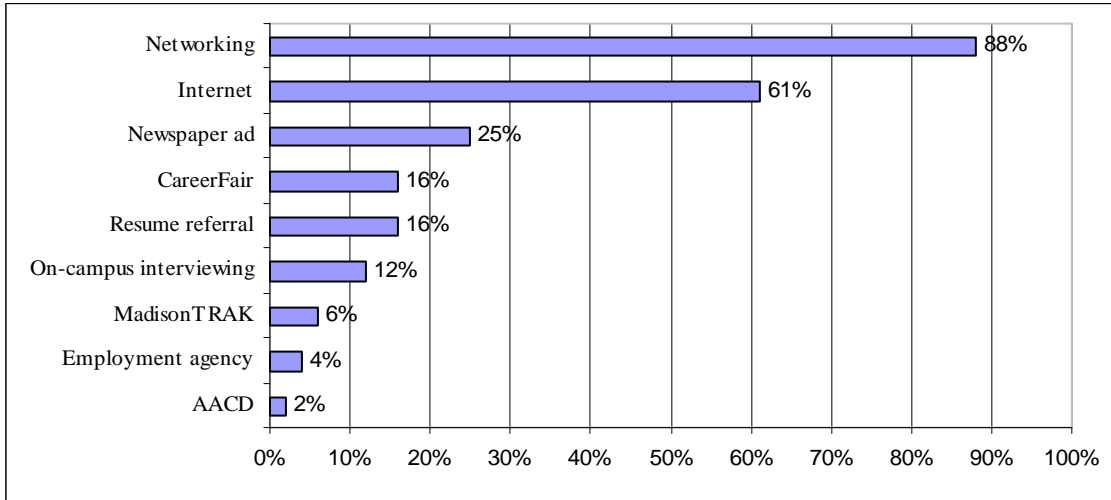
Primary major at JMU	N	Minimum	Maximum	Mean	Std. Deviation	Median
Art**	2					
Art History	4	\$27,400	\$36,000	\$31,100	\$3,601	\$30,500
Music	6	\$10,000	\$42,000	\$32,025	\$11,512	\$34,575
Theatre & Dance**	2					
TOTAL	14	\$10,000	\$45,000	\$33,110	\$9,464	\$34,575

* Total includes those employed full-time

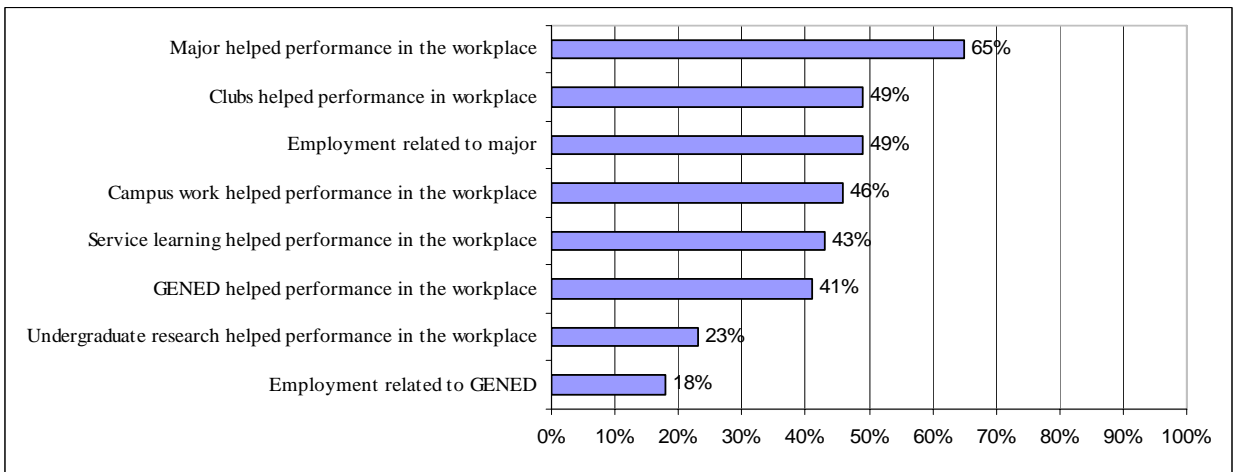
** Income is not reported where fewer than three graduates responded. The total for the College includes all responses.

- ◆ Ten (10) graduates of the College of Visual and Performing Arts reported their part-time salaries: average salary \$12,174 and median salary \$12,720.
- ◆ Ninety-six percent (96%) of alumni would recommend JMU to a colleague, friend, or relative.
- ◆ Fifty-nine percent (59%) of alumni are satisfied with the quality of the General Education Program at JMU.
- ◆ Eighty-eight percent (88%) of JMU alumni seeking employment found networking the most helpful (very or somewhat) resource in finding a professional job.
- ◆ Sixty-five percent (65%) of alumni reported that their major helped them perform in the workplace.
- ◆ At least 70% of alumni reported that JMU's General Education Program benefited them most in terms of improving their communication and helping them become informed citizens.
- ◆ At least 70% of graduates intend to keep in contact with JMU through JMU's web site, visits to campus, email or phone contact with former faculty or staff, and homecoming.

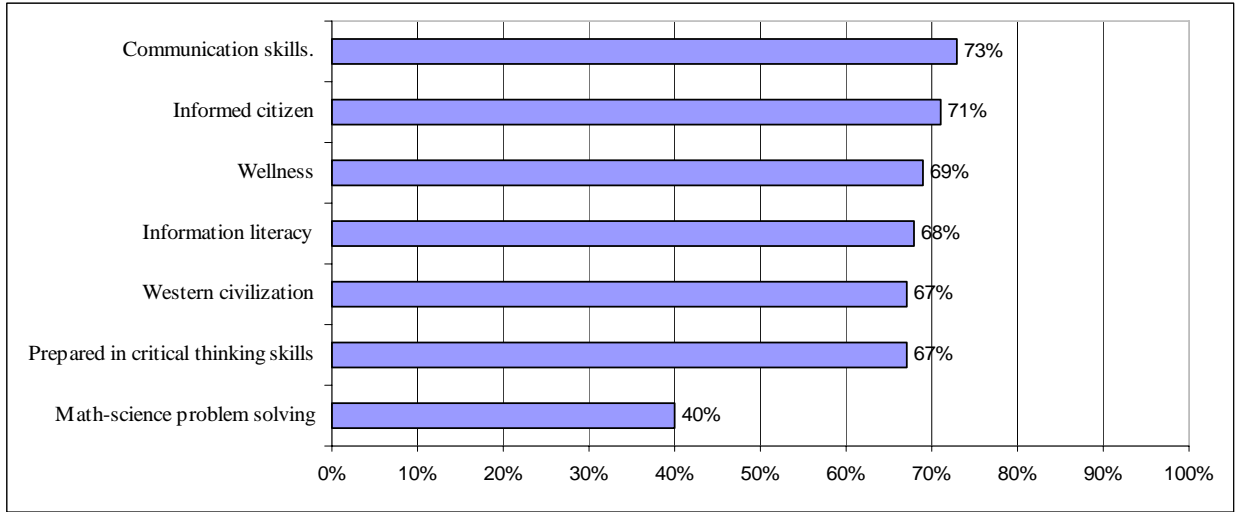
Employment Resources and Experiences



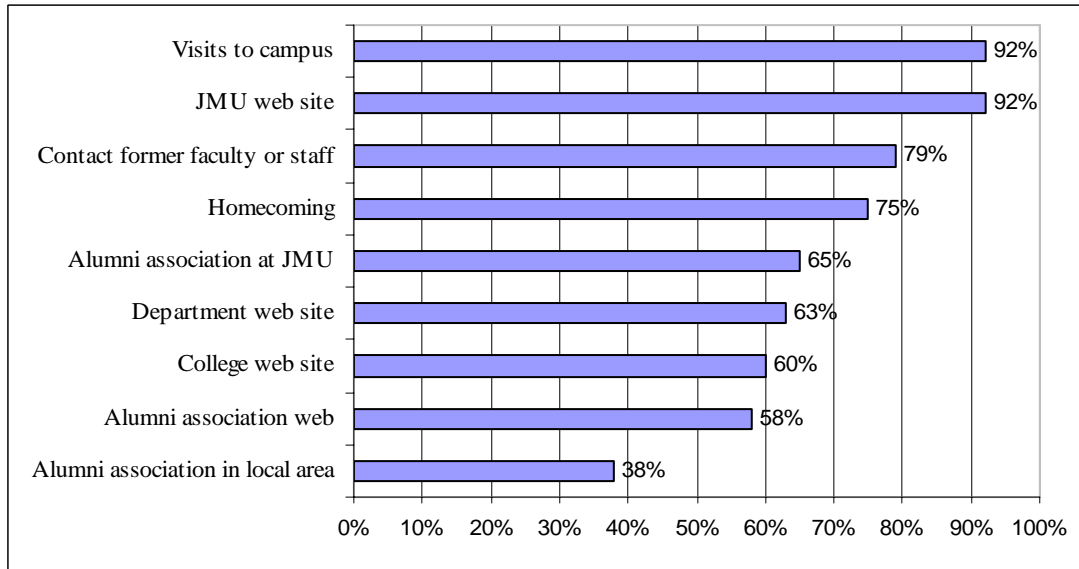
Relationship between JMU Major and Employment



How Well JMU's GENED Program Prepared Students in Each Area



Anticipated Future Contact with JMU by Alumni



College of Visual and Performing Arts Employment Status

College of Visual and Performing Arts	Total Graduates	Responses	Response Rate	Employed Full-time	Employed Part-time	Seeking Employment	Graduate School	Student Teaching
Art	143	29	20%	4	10	17	3	2
Art History	22	7	32%	5	1	0	1	0
Music	49	14	29%	7	4	7	1	0
Theatre & Dance	38	8	21%	3	5	6	0	0
TOTAL	258	57	23%	19	20	30	5	2

2006 Visual and Performing Arts Employment Information

Employer	Position	City	State
Art			
Booz Allen Hamilton	Graphic Consultant	Fairview	VA
Central Intelligence Agency	Graphic Designer	Langley	VA
Kipp Architecture	Interior Designer	Irvington	VA
Knowledge Learning Corporation (KLC)	Asst. Teacher	Dulles	VA
Art History			
Acoustiguide, Inc.	Manager of Acoustiguide Office	Washington	DC
Government	Project Manager	Fort Belvoir	VA
United States Army	Military Intelligence Officer	Ft Huachuca	AZ
Walnut Hill School	Development Associate	Boston	MA
	Manager	Richmond	VA
Music			
Calvert County Public Schools	High School Band Director	Prince Frederick	MD
Fairfax County Public Schools	Strings Teacher, Grades 4-6	Fairfax	VA
Fairfax County Public Schools	Music Teacher		VA
Highland County Public Schools	Music Teacher PreK-12	Monterey	VA

Employer	Position	City	State
Music Institute of Chicago	Asst. Director of Performance Activities	Evanston	IL
Prince William County Public Schools	Substitute Teacher	Woodbridge	VA
Wiley Rein & Fielding LLP	Project Assistant	Washington	DC
Theatre & Dance			
Best Buy	Operations Senior	Destin	FL
Dick's Sporting Goods	Merchandising Trainee	Pittsburgh	PA
Lafarge Calcium Aluminates	Supply Chain Transportation	Chesapeake	VA

**2006 Graduate and Professional School
Attendance**

2006 Graduates Enrolled in Law School

Schools Attended

American University
Capital University Law School
Florida Coastal School of Law
George Mason University School of Law
Liberty University School of Law
Michigan State University
New England School of Law
New York Law School
Pennsylvania State University
Regent University School of Law
University of Kentucky
University of Maryland School of Law
University of Richmond
University of Virginia
West Virginia University College of Law

2006 Graduates, by JMU Major, Enrolled in Law School

Major	Number
Political Science	8
Marketing	3
English	2
Psychology	2
Communication Studies	1
Finance	1
Geographical Sciences	1
International Affairs	1
Nursing	1

2006 Graduates Enrolled in MBA Programs

Schools Attended	Number of Alumni	JMU Major
James Madison University	3	Computer Information Systems
		Marketing
Loyola College	1	Accounting
Old Dominion University	1	Finance
Virginia Tech	1	Finance

TOTAL = 6 graduates

JMU Graduates Applying to Allopathic Medical Programs

Forty JMU graduates applied to allopathic (M.D.) medical school for the entering class of 2006. To date, eighteen (45%) applicants have matriculated. To date, JMU graduates received acceptances from the following institutions:

- Baylor College of Medicine
- Drexel University
- Eastern Virginia Medical School
- Georgetown University
- George Washington University
- Marshall University
- Pennsylvania State University
- Temple University
- Thomas Jefferson University
- University of Maryland
- University of Medicine and Dentistry of New Jersey – New Jersey
- University of Medicine and Dentistry of New Jersey – Robert Wood Johnson
- University of Virginia
- Virginia Commonwealth University
- Wake Forest University

Information includes only those students who apply to medical schools that participate in the American Medical College Application Service. Information provided by the Pre-professional Health Programs Advising and Evaluation Service of the JMU Institute for Innovation in Health and Human Services.

2006 Graduates Pursuing Graduate or Professional School

Major/Degree	University
Accounting	
Accounting - MA	James Madison University
Accounting - MS	James Madison University
Accounting - MSA	James Madison University
Accounting - MSA	University of Virginia
Accounting - MSA	Virginia Tech
Business - MSA	James Madison University
Social Work - MSW	University of Maryland
Special Education - MEd	James Madison University
Taxation - MA	Virginia Commonwealth University
Taxation - MST	American University
Anthropology	
Library Sciences - MS	University of Kentucky
Art History	
Early Childhood Special Education - MAT	James Madison University
Athletic Training	
Exercise Science - MS	University of Delaware
Biology	
Biology - PhD	Baylor College of Medicine
Clinical Laboratory Sciences - MBS	Medical College of Virginia
Medicine - MD	Medical College of Virginia
Medicine - MD	Stony Brook University
Medicine - MD	University of Virginia School of Medicine
Sport Management - MBS	Springfield College
Veterinary medicine - DVM	Virginia-Maryland Regional College of Veterinary Medicine
Business & Marketing Education	
Secondary Education - MAT	James Madison University
Chemistry	
Biological Chemistry - PhD	University of North Carolina Chapel Hill
Environmental Health Science - MS	University of Michigan
Medicine - MD	Medical College of Virginia

Major/Degree	University
Computer Information Systems	
Computer Science - MS	James Madison University
Communication Sciences & Disorders	
AuDiology - AuD	GallAuDet University
AuDiology - AuD	State University of NY at Buffalo
Communication Disorders - MEd	University of Virginia
Special Education - MAT	James Madison University
Special Education - MEd	James Madison University
Speech Language Pathology - MS	East Carolina University
Speech Pathology - MS	James Madison University
Speech Pathology - MS	Old Dominion University
Speech-Language Pathology - MEd	University of Georgia
Communication Studies	
Accounting - MSA	James Madison University
Business Administration - MBA	Old Dominion University
College Student Personnel - MS	Miami University of Ohio
Health Promotion - MS	American University
Law - JD	West Virginia University College of Law
Media and Public Affairs - MA	The George Washington University
Student Affairs - MA	Appalachian State University
Computer Science	
Computer Science - MS	American University
Computer Science - MS	James Madison University
Dietetics	
Dietetics	Vanderbilt University Medical Center
Health Technology and Management - MS	SUNY at Stony Brook
Physician Assistant - MS	Shenandoah University
Economics	
Education - MEd	James Madison University
English	
Education - MAT	James Madison University
Education and School Counseling - MEd	University of Massachusetts-Amherst
English - MA	James Madison University
English - MA	University of Georgia
Law - JD	Capital University Law School

Major/Degree	University
Law - JD	University of Maryland School of Law
Library and Information Science - MLS	Simmons College
Literature - MA	George Mason University
Secondary Education - MAT	James Madison University
Finance	
Education - MA	James Madison University
Exercise Physiology	James Madison University
Finance - PhD	University of Georgia
General Study - MBA	University of Mississippi
Higher Education - MEd	James Madison University
Law - JD	University of Virginia
Secondary Education - MEd	James Madison University
Geographic Science	
Accounting - MSA	James Madison University
Environmental Management - MEM	University of California - Santa Barbara
Law - JD	Michigan State University
Mechanical Engineering - MS	Virginia Tech
History	
Early American Material Culture - MA	University of Delaware
Print Journalism - MS	Boston University
Health Sciences	
Health Policy Management and Behavior - MS	SUNY Albany
Medicine - MA	Philadelphia College of Osteopathic Medicine
Medicine/Physical Therapy - DPT	University of Maryland School of Medicine
Nursing - AND	Southside Virginia Community College
Nursing - NP	Virginia Commonwealth University
Nursing - RN	Bon Secours Memorial School of Nursing
Physical Therapy - DPT	Emory University
Physical Therapy - DPT	Shenandoah University
Physical Therapy - DPT	Virginia Commonwealth University
Pre- Physician assistant	Jefferson College of Health Sciences
Public Health - MPH	Emory University

Major/Degree	University
School Psychology - MA CAGS	George Mason University
Speech Pathology - MS	James Madison University
Hospitality & Tourism Management	
Accounting - MSA	James Madison University
Special Education - Med	James Madison University
Integrated Science & Technology	
Biotechnology - MS	Johns Hopkins University
Biotechnology - MS	Pennsylvania State University
Environmental Engineering - MS	University of Arizona
International Affairs - MS	Georgia Tech
Physical Therapy - DPT	Old Dominion University
Speech Pathology - MS	James Madison University
Interdisciplinary Liberal Studies	
Education - MAT	James Madison University
Education - MEd	James Madison University
Elementary Education - MAT	James Madison University
Elementary Education - MEd	Towson University
Middle School Education - MAT	James Madison University
Middle School Education - MEd	James Madison University
Special Education - MAT	James Madison University
Special Education - MEd	James Madison University
Interdisciplinary Social Science	
Higher Education and Student Affairs - MEd	University of South Carolina
International Affairs	
Chemistry - PhD	Purdue University
Elementary Education - MAT	James Madison University
Law - JD	New England School of Law
Political Science - MA	George Mason University
Kinesiology	
Clinical Laboratory Science - Certificate	University of Hartford
Medicine - DO	West Virginia School of Osteopathic Medicine
Physical Therapy - DPT	New York University
Physical Therapy - PhD	Old Dominion University
Management	
Education - Med	Chestnut Hill College
Marketing	

Major/Degree	University
Business - MBA	LaSalle University
Business - MSA	James Madison University
Education - MAT	James Madison University
Law - JD	George Mason University School of Law
Law - JD	New York Law School
Law - JD	University of Richmond
Mathematics	
Economics - MS	University of Colorado
Education - MAT	James Madison University
Mathematics - PhD	Purdue University
Secondary Education - MAT	James Madison University
Secondary Education - Med	James Madison University
Media Arts and Design	
Educational Instruction - MEd	University of Virginia
Global Marketing Communications & Advertising - MA	Emerson College
Radiology - Licensure	Winchester Medical Center
Technical and Scientific Communication - MA	James Madison University
Modern Foreign Language	
Education - MAT	James Madison University
Secondary Education - MAT	James Madison University
Music	
Music Education - MM	Old Dominion University
Nursing	
Accounting - MSA	James Madison University
Law - JD	Regent University School of Law
Philosophy & Religion	
Counseling - MA	GallAuDet University
Public Administration - MPA	Virginia Commonwealth University
Physics	
Materials Science and Engineering - PhD	North Carolina State University
Physics - PhD	University of Tennessee
Political Science	
Accounting - MSA	James Madison University
Higher Education - MEd	University of Pennsylvania
Law - JD	American University

Major/Degree	University
Law - JD	Florida Coastal School of Law
Law - JD	Liberty University School of Law
Law - JD	Michigan State University
Law - JD	Pennsylvania State University
Law - JD	University of Kentucky
Law - JD	University of Richmond
Physical Therapy - DPT	Temple University
Political Science - MA	George Mason University
Psychology	
Accounting - MSA	James Madison University
Adult Education/Human Resource Development - MEd	James Madison University
Counseling - MEd	Teachers College Columbia University
Counseling Psychology - MA	George Washington University
Counseling Psychology - MA	Towson University
Counseling Psychology - MEd	Temple University
Law - JD	New England School of Law
Law - JD	University of Richmond
Medicine - MD	University of Virginia
Psychology - MA	LaSalle University
School Counseling - MA	James Madison University
School Counseling - MA	Lenoir Rhyne
School Counseling - MA	University of North Carolina at Charlotte
School Counseling - MEd	Loyola College
School Counseling - MEd/EdS	Indiana University of Pennsylvania
School Psychology - EdS	The Chicago School of Professional Psychology
School Psychology - MA	Ohio State University
School Psychology - MA	University of Delaware
Social Work - MSW	Columbia University
Special Education - MAT	James Madison University
Special Education - MEd	James Madison University
Sociology	
Applied Sociology - MA	Old Dominion University/Norfolk State
Education - MA	James Madison University
Education - MAT	James Madison University
Public Administration - MPA	James Madison University
Secondary Education - MAT	James Madison University
Teaching - MAT	James Madison University

Major/Degree	University
Social Work	
Accounting - MSA	James Madison University
Statistics - MS	Virginia Tech
Studio Art	
Criminal Justice - MS	Northeastern
Education - MA	George Mason University
Theology - MTS	Duke University
Technical & Scientific Communication	
Technical and Scientific Communication - MS	James Madison University

Survey Instrument

Survey of Employment and Graduate School Enrollment Summer 2005, December 2005 and May 2006 Graduates

Please provide us with the valuable information we need to continue to improve our programs and services. This information is very helpful for the accreditation of our programs. Please take 15 minutes to answer a few questions. All answers are confidential.

Thank you for your cooperation.

1) When did you complete your undergraduate degree at JMU?

- May 2005
 August 2005

2) Name

First Name

Middle Initial

Last Name (during last term at JMU)

Married Name (if different from Last Name)

3) Can you think of any JMU faculty who had a particularly important impact on you? In shaping the way you think about yourself, or life, or the world around you, or your future? If yes, without naming the faculty member, tell us what this faculty member did that had such a strong impact.

4) Looking back on your academic career at JMU, what is one piece of advice you would give to incoming freshman that you wished you had received?

Employment. Questions 5 through 12 ask about employment that you may currently have or have confirmed. Please respond to each question.

5) Employed full-time or have a confirmed full-time position beginning in summer of fall '05.

- Yes
 Yes, self employed
 No

6) Do you consider this to be a professional position?

- Yes, and I consider this to be in the field of work I desire.
- Yes, but this job is not in the field I desire.
- No

7) Full-time employment (or confirmed employment). Please list the employment that best characterizes your employment.

Name of employer or public/private school system	<input type="text"/>
Job title or grade/subject	<input type="text"/>
City	<input type="text"/>
State (Abbreviation, i.e., VA)	<input type="text"/>
Country (if not USA)	<input type="text"/>
Salary (gross per year, please do not use \$ or commas)	<input type="text"/>

8) Employed part-time and expect to continue to be employed part-time.

- Yes
- Yes, self employed
- No

9) Part-time employment or confirmed employment. Please list the employment that best characterizes your employment.

Name of employer or public/private school system	<input type="text"/>
Job title or grade/subject	<input type="text"/>
City	<input type="text"/>
State (Abbreviation, i.e., VA)	<input type="text"/>
Country (if not USA)	<input type="text"/>
Salary (gross per year, please do not use \$ or commas). Please compute what you believe you will earn during the next 12 months if you continue in this job.	<input type="text"/>

10) Are you student teaching in fall '05 or spring'06?

- Yes
- No

11) Are you seeking employment?

- Yes
- No

12) Please check how helpful each of the following was in finding your first professional job. Please check "Did not use" only if you did not use this activity or service at all.

	Very helpful	Somewhat helpful	Very little help	Not helpful at all	Did not use
Networking (friend, family, faculty, member, other)	<input type="checkbox"/>	<input type="checkbox"/>	<input type="checkbox"/>	<input type="checkbox"/>	<input type="checkbox"/>
On-campus interviewing	<input type="checkbox"/>	<input type="checkbox"/>	<input type="checkbox"/>	<input type="checkbox"/>	<input type="checkbox"/>
Resume referral	<input type="checkbox"/>	<input type="checkbox"/>	<input type="checkbox"/>	<input type="checkbox"/>	<input type="checkbox"/>
Resume in JMU's online TRAK program	<input type="checkbox"/>	<input type="checkbox"/>	<input type="checkbox"/>	<input type="checkbox"/>	<input type="checkbox"/>
Employment agency	<input type="checkbox"/>	<input type="checkbox"/>	<input type="checkbox"/>	<input type="checkbox"/>	<input type="checkbox"/>
Newspaper or other advertisement	<input type="checkbox"/>	<input type="checkbox"/>	<input type="checkbox"/>	<input type="checkbox"/>	<input type="checkbox"/>
Internet resources	<input type="checkbox"/>	<input type="checkbox"/>	<input type="checkbox"/>	<input type="checkbox"/>	<input type="checkbox"/>
Vacancy listings in AACD Resource Center	<input type="checkbox"/>	<input type="checkbox"/>	<input type="checkbox"/>	<input type="checkbox"/>	<input type="checkbox"/>
Job Fair	<input type="checkbox"/>	<input type="checkbox"/>	<input type="checkbox"/>	<input type="checkbox"/>	<input type="checkbox"/>
Other	<input type="checkbox"/>	<input type="checkbox"/>	<input type="checkbox"/>	<input type="checkbox"/>	<input type="checkbox"/>

Graduate School Enrollment. Questions 13 through 16 ask about your enrollment in graduate school. Please respond to each question.

13) Did you enroll in graduate school?

Yes

No

14) Graduate school enrollment

	Yes	No
Full-time in fall '05	<input type="checkbox"/>	<input type="checkbox"/>
Part-time in fall '05	<input type="checkbox"/>	<input type="checkbox"/>

15) Graduate/Professional School

Name of institution:

Degree sought (M.B.A, M.A., M.Ed., Ph.D, M.D., etc.):

Field of study (law, medicine, business, etc.):

Location city:

Location state (Abbreviation, i.e. VA):

Format: XX

Country (if not US)

16) Do you have a graduate assistantship?

- Yes
- No

Other Questions. Questions 17 through 20 ask about your experiences at JMU and how you plan to keep in touch.

17) How likely would you be to recommend JMU to a colleague, friend, or relative?

- Very likely
- Likely
- Not likely

18) In which of the following ways do you plan to keep in touch with JMU?

	Yes	No
JMU Web Site	<input type="checkbox"/>	<input type="checkbox"/>
Alumni association at JMU	<input type="checkbox"/>	<input type="checkbox"/>
Homecoming	<input type="checkbox"/>	<input type="checkbox"/>
Alumni association Web site	<input type="checkbox"/>	<input type="checkbox"/>
Alumni association in your locality	<input type="checkbox"/>	<input type="checkbox"/>
College Web site	<input type="checkbox"/>	<input type="checkbox"/>
Department Web site	<input type="checkbox"/>	<input type="checkbox"/>
Email or phone to former faculty and staff	<input type="checkbox"/>	<input type="checkbox"/>
Visits to campus	<input type="checkbox"/>	<input type="checkbox"/>
Other	<input type="checkbox"/>	<input type="checkbox"/>

19) Factors in your JMU experience that were so positive that they would lead you to recommend JMU to prospective students.

20) Factors in your JMU experience that were so negative that they would lead you NOT to recommend JMU to prospective students.

Finally, we want to ask a few questions about yourself.

21) Please select your primary major at JMU.

If you selected other, please specify:

22) Please select your second major at JMU.

If you selected other, please specify:

23) Demographics

Preferred email:

JMU email (EID, **required field**):

@jmu.edu

Current street address 1:

Street address 2:

City:

State (Abbreviation, i.e. VA):

Zip Code:

Country (if not US):

Current area code/phone number:

Format: (999) 999-9999

Permanent area code/phone:

Format: (999) 999-9999

Teaching licensure area (Pre-K, K-3, Mathematics, etc.):

Professional licensure area (i.e., Nursing, CPA)

Social security number (last 4 digits only).

Thank you very much for your cooperation.