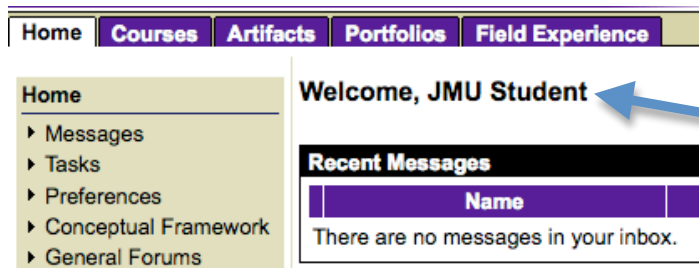


How to complete the **Application to Teacher Education** in Tk20.

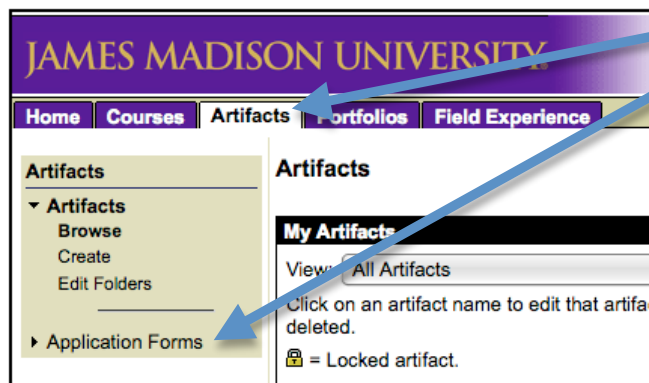
Log into your account on Tk20 using your JMU eID and password

<http://tk20.jmu.edu>

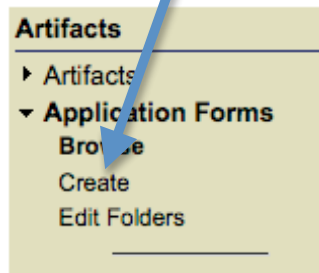
You will see the “Home” area of Tk20 when you log in.



Your name should appear here.

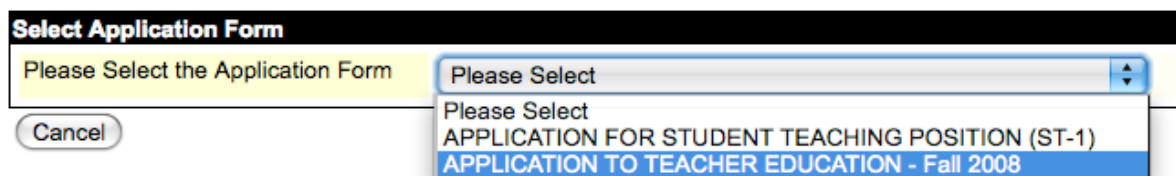


1. Click on “Artifacts” tab
2. Click on the Applications Forms
3. Click on Create



4. Select the Application Form to Teacher Education (as shown below). The application date will change depending on when you are applying to Teacher Education.

Select Application Form



5. Complete ALL of the application form - items that have an * are required before you can save the application form.
 - a. Title (Include your name in the title i.e. “Jimmy Madison Application”)
 - b. Submit a writing sample of why you want to be an educator.
 - c. Complete the self-assessment on pre-professional dispositions.
6. Save the application form. You have successfully completed the Application to Teacher Education in Tk20!
7. Logout of Tk20

Save